

SAFER STREETS | GROWING ECONOMY | STRONGER NEIGHBORHOODS
HIGH PERFORMING GOVERNMENT | SMARTER STUDENTS, STRONGER FAMILIES

CITY OF CHATTANOOGA

OPERATING BUDGET 2020 | 2021



Our mission is to break down the barriers that prevent people from living the lives they want in our community.

TABLE OF CONTENTS

• Executive Summary	A-1
• Operating Budget Ordinance	1
• Revenues	B-1
• Appropriation by Results Area	B-13
▪ Safer Streets.....	B-15
▪ Smarter Students, Stronger Families.....	B-19
▪ Growing Economy.....	B-23
▪ Stronger Neighborhoods.....	B-27
▪ High Performing Government.....	B-31
• Fund Summary	B-35
• Department: Presentations/Financial/Performance (Note Each section begins with Department Highlights and ends with Performance)	
▪ General Government	B-47
• General Gov't Essential Cost.....	B-55
• City Council.....	B-63
• Judges.....	B-71
• City Attorney.....	B-79
• Internal Audit.....	B-87
• Information Technology.....	B-95
• Purchasing.....	B-103
• 311 Call Center.....	B-111
• Agencies.....	B-119
○ Offer Narrative for Agencies	B-129
▪ Executive Branch	B-157
▪ Finance & Administration	B-167
▪ Human Resources	B-177
▪ Economic & Community Development	B-187
▪ Police	B-197
▪ Fire	B-207
▪ Public Works	B-217

TABLE OF CONTENTS

▪ Youth & Family Development.....	B-229
▪ Transportation.....	B-239
• Other Funds	
▪ Municipal Golf Courses.....	B-249
▪ Economic Development.....	B-259
▪ State Street Aid.....	B-261
▪ Hotel/Motel Tax Fund.....	B-271
▪ TN Valley Regional Communications.....	B-273
▪ Debt Service Fund.....	B-283
▪ Interceptor Sewer Fund.....	B-285
▪ Solid Waste Fund.....	B-297
▪ Water Quality Fund.....	B-307
▪ Automated Traffic Enforcement Fund.....	B-317
▪ Narcotics Fund.....	B-319
▪ Federal Asset Forfeiture Fund.....	B-321
• Capital Improvement Plan.....	C-1
▪ Results Area Summary	
• Growing Economy.....	C-2
• Stronger Neighborhoods.....	C-5
• High Performing Government	C-10
• Smarter Students, Stronger Families.....	C-19
• Safer Streets.....	C-23
▪ Enterprise Fund Projects	
• Interceptor Sewer System.....	C-31
• Solid Waste.....	C-39
• Water Quality.....	C-40
• TVRCS.....	C-40
▪ Capital Improvement Ordinance.....	C-46
▪ Fiscal Year 2021 Plan.....	C-50
▪ Fiscal Year 2021 thru 2025 Plan.....	C-64

TABLE OF CONTENTS

• FY21 BFO Offers

▪ 211 Coordinating Calls and Resource Services (United Way) (SSSF)	A-41
▪ 311 Call Center (311 Call Center) (HPG)	A-18
▪ 911 Emergency Communication (Police) (SS)	A-29
▪ Administration & Support (Police) (SS)	A-29
▪ Affordable Housing and Neighborhood Dev. for Low-Income Citizens (Habitat) (SN).....	A-59
▪ AIM Center Supported Employment (AIM Center) (GE)	A-5
▪ Air Quality Services (Air Pollution and Control Board) (GE)	A-6
▪ Baby University (Signal Centers) (SSSF)	A-42
▪ Big Nine Community and Cultural Development Initiative (Urban League) (SN)	A-60
▪ Build It Green - Construction Workforce Development Program (Green Spaces) (GE).....	A-6
▪ Building a Stronger Community through the Arts (Arts Build) (GE)	A-7
▪ CADAS Substance Abuse Treatment (Council for Alcohol and Drug Abuse Services) (SS)..	A-30
▪ Camp Signal (Signal Centers) (SSSF)	A-42
▪ Carter Street Corporation Operating Support (Carter Street Corp.) (GE)	A-7
▪ CDOT: Administration (Transportation Department) (GE)	A-7
▪ CDOT: Complete Streets (Transportation) (GE)	A-8
▪ CDOT: Operations (Transportation) (SS)	A-30
▪ CDOT: Smart City (Transportation) (SS)	A-30
▪ Chattanooga Alliance for Diverse Business Enterprise (Urban League) (GE).....	A-8
▪ Chattanooga Area regional Transportation Authority (CARTA) (SN)	A-68
▪ Chattanooga Basketball (Chattanooga Basketball) (SSSF)	A-43
▪ Chattanooga City Council (City Council) (HPG).....	A-18
▪ Chattanooga Climbs 2020-21 (Chamber Foundation) (GE)	A-9
▪ Chattanooga Design Studio (Chattanooga Design Studio) (GE)	A-9
▪ Chattanooga Early Learning Scholarships (United Way) (SSSF)	A-43
▪ Chattanooga Interagency Council on Homelessness (Signal Centers) (HPG)	A-19
▪ Chattanooga Kiva (Executive Branch) (HPG)	A-19
▪ Chattanooga Marketing and Industrial Services (Chamber Foundation) (GE).....	A-10
▪ Chattanooga Mentoring Collective (United Way) (SSSF)	A-44
▪ Chattanooga Zoo Management Contract (Public Works) (SSSF)	A-45
▪ Chattanooga Zoo: Community Engagement (Friends of the Zoo) (SSSF)	A-45
▪ Children's Advocacy Center Therapy & Forensic Interviewing (CAC) (SS)	A-31
▪ City Attorney's Office Operations (City Attorney) (HPG)	A-19
▪ City Council Broadcasts, Online, Promotion (WTCL) (HPG)	A-20
▪ City Court Clerk Judicial Support Services (Finance & Administration) (HPG)	A-21
▪ City Wide Maintenance (Public Works) (SN)	A-60
▪ Civic Facilities (Public Works) (GE)	A-10
▪ CNE's Affordable Housing, Resident Engagement, and Loan Servicing (CNE) (SN)	A-61
▪ Code Enforcement Division (Economic & Community Dev.) (SN)	A-63
▪ Cold Weather Homeless Shelter (Chatt. Regional Homeless Coalition) (SN).....	A-61
▪ Community & Department Support Services Bureau (Police) (SS).....	A-31
▪ Comprehensive Internal Audit Services (Internal Audit) (HPG)	A-21
▪ Creating Change through Arts, Culture, and History (Bessie Smith Cultural Ctr.) (SN)....	A-62
▪ DIT Main Operating (Information Technology) (HPG)	A-22

TABLE OF CONTENTS

• FY21 BFO Offers (cont.)

▪ Early Childhood STEAM Academy (Creative Discovery Museum) (SSSF)	A-45
▪ Economic and Community Development Admin. (Economic & Community Dev.) (SN)..	A-62
▪ Economic Development (Economic & Community Dev.) (GE)	A-11
▪ Empower Chattanooga (green spaces) (SN)	A-65
▪ Enhancing Communication, Enriching Lives (The Speech and Hearing Center) (SSSF)	A-46
▪ Engineering Management (Public Works) (HPG)	A-22
▪ Entrepreneurship Training for Chattanooga Youth (LAUNCH) (SSSF)	A-46
▪ Expansion of Early Literacy Bookworm Club (Adding Club Lit(eracy) for 4th & 5th grade (Girls Inc. of Chattanooga) (SSSF)	A-47
▪ Family Justice Center (Police) (SS)	A-32
▪ Feed the Community (Community Haven) (SN).....	A-66
▪ Finance Administration (Finance & Admin) (HPG).....	A-23
▪ Financial Operations Management & Reporting (Finance & Admin) (HPG)	A-23
▪ Financial Plan Development and Management (Finance & Admin) (HPG)	A-24
▪ Fire Administration (Fire) (SS)	A-32
▪ Fire Logistics Division (Fire) (SS)	A-33
▪ Fire Operations Division (Fire) (SS)	A-33
▪ Fire Prevention Bureau (Fire) (SS)	A-34
▪ Fire Training Division (Fire) (SS)	A-34
▪ Flexible Housing Fund (Family Promise of Greater Chattanooga) (SN)	A-66
▪ Furniture Bank (Chattanooga Goodwill Industries, Inc.) (SN)	A-66
▪ Girls Inc. Summer Camps With Transportation (Girls Inc. of Chattanooga) (SSSF)	A-47
▪ Growing Forward (Regional Planning Agency) (GE)	A-11
▪ Heritage Hall (Public Works) (HPG)	A-24
▪ Homeless Program (Economic & Community Dev.) (SN)	A-63
▪ HRMC Indigent Mental Health Care (Helen Ross McNabb Center) (SSSF)	A-48
▪ HRMC Mitchell Home (Helen Ross McNabb Center) (SS)	A-37
▪ HRMC Project BASIC (Helen Ross McNabb Center) (SSSF)	A-53
▪ Human Resources Operations Budget (Human Resources) (HPG)	A-25
▪ Human Services Administration (Human Services) (SSSF)	A-48
▪ Impact1! Workforce Development (Bethlehem Center) (GE)	A-12
▪ Inspiring the Youth through Arts, Culture and History (Bessie Smith Cultural Center) (SSSF) ..	A-49
▪ Intensive Criminal Justice Case Management (Joe Johnson Mental Health) (SS)	A-35
▪ Investigative Services Division 1 (Police) (SS)	A-35
▪ Investigative Services Division 2 (Police) (SS)	A-36
▪ Investing in the Education of At-risk Children (Chambliss Center for Children) (SSSF)	A-50
▪ IRONMAN (Convention and Visitors Bureau) (GE)	A-12
▪ Judicial Operations (Judges) (HPG)	A-25
▪ Land Development Office (Economic & Community Dev.) (SN)	A-64
▪ Latino Family Resource Center Expansion (La Pax Chattanooga) (SSSF)	A-50
▪ Library Operations (Chattanooga Public Library) (SSSF)	A-51
▪ Lookout Mountain Conservancy, Howard Intern Program (Lookout Mountain Conservancy) (SSSF)	A-51
▪ Make Chattanooga the Most Inclusive City in America-Part Deux (Orange Grove Center) (GE) ..	A-13
▪ Mayor's Office and Operations (Executive Branch) (HPG)	A-25
▪ McKamey Animal Services (Police) (SS)	A-36

TABLE OF CONTENTS

• FY21 BFO Offers (cont.)

▪ Neighborhood Policing Bureau (Police) (SS)	A-37
▪ Office of Chief of Police (Police) (SS)	A-38
▪ Office of Early Learning Operations (Youth & Family Dev.) (SSSF)	A-52
▪ Office of Multicultural Affairs (Executive Branch) (HPG)	A-26
▪ Office of Performance Management and Open Data (Finance & Admin) (HPG)	A-26
▪ Open Spaces Outdoor Chatt Operating (Economic & Community Dev.) (SN)	A-67
▪ Operation Get Active (Chattanooga Football Club Foundation) (SSSF)	A-52
▪ Parks Maintenance (Public Works) (SN)	A-68
▪ Police Facilities (Police) (SS)	A-38
▪ Procurement Services (Purchasing) (HPG)	A-27
▪ Public Art (Economic & Community Dev.) (SN)	A-65
▪ Public Works Administration (Public Works) (HPG)	A-27
▪ Rape Crisis Center (Partnership for Families, Children and Adults, Inc.) (SS)	A-38
▪ Reaching Beyond Today (Thrive) (GE)	A-13
▪ Real Time Intelligence Center (RTIC) (Police) (SS)	A-38
▪ Scenic Cities Beautiful (Public Works) (SN)	A-69
▪ Senior Water Quality Fee Assistance Program (United Way of Greater Chattanooga) (SN)	A-69
▪ Signal Centers Adult Services (Signal Centers, Inc.) (GE)	A-14
▪ Smarter Students through Arts Education (ArtsBuild) (SSSF)	A-53
▪ Solid Waste and Recycle Collection (Public Works) (SN)	A-70
▪ Special Operations & Budget/Finance (Police) (SS)	A-39
▪ Special Operations Division (Fire) (SS)	A-39
▪ STEAM TechKnow Girl Club (Girls Inc. of Chattanooga) (SSSF)	A-54
▪ STEP-UP Chattanooga (Public Educ. Foundation) (SSSF)	A-54
▪ Strategic Capital Planning (Finance & Admin) (HPG)	A-27
▪ Styles L. Hutchins Fellowship (Executive Branch) (GE)	A-15
▪ TEC Innovation District-Center (Enterprise Center) (GE)	A-15
▪ Tennessee Riverpark Downtown (Public Works) (GE)	A-16
▪ The Enterprise Center Digital Equity (Enterprise Center) (SSSF)	A-55
▪ The First Tee of Tennessee at Chattanooga (Tennessee Golf Foundation) (SSSF)	A-56
▪ Together We Can-College Access and Success (Community Foundation of Greater Chattanooga, Inc.) (SSSF)	A-56
▪ Transitional Housing (Chattanooga Room in the Inn) (SN)	A-71
▪ Trauma Informed Therapy (Helen Ross McNabb Center) (SSSF)	A-57
▪ Treasury Management Services (Finance & Admin) (HPG)	A-28
▪ Walk-in Program (Chattanooga Goodwill Industries, Inc. (GE)	A-16
▪ YFD Recreation (Youth & Family Dev.) (SSSF)	A-57
▪ YFD Recreation Complexes (Youth & Family Dev.) (GE)	A-17
▪ YFD Teen Programs (Youth & Family Dev.) (SSSF)	A-58
▪ Youth Summer Work Program (Public Works) (SSSF)	A-58



City of Chattanooga

Mayor Andy Berke

I. Mayor Berke's Budget Message

Dear Friends,

Our city has been tested in ways that I could not have imagined even a few months ago.

We entered 2020 with one of the strongest economies in the country. Right now, the coronavirus pandemic has driven thousands of people into unemployment and many businesses are struggling to hang on. Some of the city's strongest neighborhoods have been leveled by a tornado that ripped them apart in the middle of the night on Easter weekend.

The true spirit of Chattanooga, however, is not hiding in the storm. The true spirit of our people is in how they come together, pick up the pieces, and ask: *what can we do now?*

That's what real resilience is all about. Crises that would cripple other cities cannot break Chattanooga. We've beaten long odds before and always find a way to rebuild better. Through it all, city government keeps working to make your lives as safe, healthy, and prosperous as possible. This moment is no different.

As we prepared our Fiscal Year 2021 Budget, we were anchored by our administration's core principles: helping the most vulnerable people in our community while delivering results in the areas that matter most to you: making our neighborhoods strong, educating our kids, keeping our streets safe, growing our economy, and ensuring that your government is efficient and effective.

I'm proud to say that our FY21 budget achieves that. This budget maintains all of our services with no layoffs or reductions in salaries. While a shortfall in revenues will constrain our ability to move forward on some capital projects, we will still make long-term investments in our infrastructure and facilities. We are working closely with state and federal governments to capture every possible aid and relief dollar we need to rebuild our city from the ground-up.

Most importantly, we are still looking to the future. Our continued investment in helping Chattanoogaans experiencing homelessness will change the lives of hundreds of families this year. Working with EPB to establish a sustainable “microgrid” for our public safety operations will allow us to respond to emergencies in spite of any future catastrophic weather events. Our partnerships with the Tivoli Foundation, the Creative Discovery Museum, and the Chattanooga Zoo will rejuvenate these family-friendly jewels for generations to come. A new vision for the Westside will preserve affordability and community in this historic riverfront neighborhood.

The months ahead will be tough, but the values that hold us together are tougher. Our FY21 budget is a responsible guide to managing the resources we have, so that the city we rebuild together can weather the next storms and emerge even stronger.

Mayor Andy Berke

Sincerely,

A handwritten signature in black ink that reads "Andy Berke". The signature is written in a cursive, slightly slanted style.

Mayor Andy Berke

Mission: To break down the barriers that prevent people from living the lives they want in our community.

Vision: We will be a city that empowers Chattanoogaans to build an equitable, authentic, and inclusive community through prosperity and a high quality of life.

II. Summary

The Fiscal Year 2021 budget is about **responsibility, resilience, and results.**

This budget represents an \$8.4 million reduction in revenues compared to last year's budget. This is a sobering, realistic assessment of how all of our usual sources of funding, especially local option sales tax, have been deeply impaired by the coronavirus and tornado crises. Despite these challenges, **this budget does not call for a property tax increase, layoffs, or salary cuts.**

When our country does begin to emerge from the current economic crisis, cities that have the strongest quality of life and are most ready to do business will be the most competitive. Therefore, we are not cutting any core services and we will continue to make significant investments in supporting small businesses, ending homelessness, creating affordable housing, and long-term planning for growth.

It is important to note that before the twin crises of coronavirus and the tornado, **the City of Chattanooga was in excellent fiscal health** thanks to Mayor Berke's leadership and the shrewd oversight of the Chattanooga City Council. Our reserves are healthy and our credit rating is excellent. Every available indicator, from employment rates to population growth to property values to job creation, proves that our economy was among the strongest in the entire country when the coronavirus pandemic hit. The East Brainerd tornado disaster presented extraordinary challenges to city government, including additional strains on our finances. Even so, the difficulties presented by the coronavirus crisis are not unique to Chattanooga.

As of the beginning May 2020, more than a decade's worth of new jobs have been wiped out. More than 33.5 million Americans have filed initial unemployment claims. Tennessee's unemployment rate is now approximately 15% -- higher than the prior statewide peak of 10.4% at the height of the Great Recession.

Chattanooga's history is about overcoming impossible odds and bouncing back from tragedy. The next chapter of our story will reflect this strength, but city government must make sure we position the city for long-term success. That is why continuing to make quality-of-life investments that allow us to emerge from this crisis in the most competitive way possible is critical.

To that end, all core city services are being maintained at the current levels. There will be no layoffs or reductions in salary for city personnel. "Longevity" bonuses for employees who have worked for at least five years will be granted this year. The city is also providing an additional \$3 million for increased cost of medical and pensions trust funds.

Long-term strategic partnerships to support the rehabilitation and expansion of the Tivoli Theater, the Creative Discovery Museum, and the Chattanooga Zoo, as well as visionary new planning efforts for the Westside, will be supported. Our paving budget is \$8,422,907 and includes the largest-ever commitment of local dollars to paving our streets and roads.

However, the FY21 Budget also confronts the realities of our current fiscal environment. Salaries for all city personnel are being frozen at their FY20 rates. This includes a one-year postponement of "career ladder" increases for sworn personnel of the Chattanooga Police Department and Chattanooga Fire Department. A hiring freeze has been in place since mid-March. Some nonprofit agencies that have traditionally been strong partners of the administration will see reductions in their appropriations.

The administration had intentions of beginning to implement some recommendations from the compensation study which we had completed in early 2020. At this point, unfortunately, we simply do not have the resources to make the recommended salary adjustments that are called for in this study. We fully understand the urgent need to establish a \$15 minimum hourly wage for all non-sworn city employees and are hopeful that these adjustments can be made when the funds are available.

Each of these decisions has been guided by our mission of breaking down barriers that allow people to live the lives they want in our city -- a statement of purpose that is more important now than ever before. The Berke administration has used a set of core "results areas" to guide its budget process for the last seven years: **growing economy, high-performing government, safer streets, smarter students, and stronger neighborhoods.**

In spite of the extraordinary challenges we face, the FY21 Budget makes meaningful progress in each area, all of which are focused on improving the lives of Chattanoogaans.

Growing Economy

A. Results Area Summary

The Growing Economy results area focuses on sustaining our current economic growth while making strategic investments in the products, places, and people that will build a more vibrant, diverse, and resilient economy. Offers to this results area support infrastructure, create housing options and desirable jobs, and provide services that unlock opportunities for future growth and prosperity in all of Chattanooga's neighborhoods

B. Offers Funded

AIM Center Supported Employment

FY21 Funded: \$63,700

FY20 Funded: \$55,000

In FY2021 AIM Center aspires to increase employment rates for Chattanoogaans diagnosed with mental illness. Research shows that adults with mental illness who utilize Supported Employment (SE) services experience greater success securing and maintaining employment, thus improving quality of life. AIM Center implements two evidence-based SE models and has witnessed that employed members have fewer hospitalizations and incarcerations, feel empowered, and experience increased self-confidence.

AIM Center will increase the number of employed Chattanoogaans through expanding the SE employer base as well as increasing awareness and utilization of SE services among previously unreached populations. Over FY2021 AIM Center will expand its network of employers by hosting quarterly Employer Fairs and through routine participation in the Chattanooga Area Employment Consortium. Furthermore, AIM Center will continue to invest in its employment program through staff and member training, twice monthly 'Employment Dinners' for members who are employed or are interested in employment, and wrap-around support services including prevocational training and supported education opportunities.

Continued support from the City of Chattanooga will increase successful employment as well as stability in members' lives as they learn to successfully manage their mental illness. This collaboration will result in multiple levels of return on investment for Chattanooga: an increased tax-base, increased disposable income, a larger cadre of skilled and entry-level employees for local businesses, and decreased mental health-related hospitalizations and incarcerations.

Air Quality Services (Chattanooga-Hamilton County Air Pollution Control Bureau)

FY21 Funded: \$270,820

FY20 Funded: \$270,820

The Bureau offers services that will ensure compliance with the Air Pollution Control Ordinance (Chattanooga City Code) to achieve and maintain levels of air quality which will protect human health and safety. By doing this, conditions will remain favorable for continuing economic growth in the City while providing an environment conducive to quality of life activities. This, in turn, will better position the City and its stakeholders to achieve the desired outcomes for "A Growing Economy." We will: Provide support for economic development activities with existing/new businesses; Provide expedited permitting to accommodate those businesses, including VW's expansion to produce electric SUV's in Chattanooga; Issue permits to industrial/commercial sources of air pollution in an expeditious manner; Respond to citizen complaints; Assist the City in improving blighted properties by determining asbestos regulatory requirements; Strive to assure that legal requirements are being met; Conduct inspections of permitted facilities; Initiate enforcement proceedings for violations; and Provide air monitoring service. The Bureau is the sole entity designated to carry out these responsibilities and is subject to oversight by both the Tennessee Air Pollution Control Board and the U.S. EPA, with which the Bureau has an annual work-plan with specific goals and objectives based on EPA national and regional priorities.

Build it Green - Construction Workforce Development Program (Green|Spaces)

FY21 Funded: \$10,000

FY20 Funded: \$10,000

According to the National Homebuilders Association, there are 800,000 fewer workers in the homebuilding industry now compared to in 2006 prior to the recession. With construction on the rise, there are jobs open especially in the subcontractor areas. Additionally, in the state of Tennessee, the average age of a construction worker is 41 with data showing there continues to be a lack of people entering the field creating a shortage of skilled labor. For every five individuals retiring from the industry, there is only one person replacing them.

In 2018, green|spaces launched a workforce development program in partnership with Build Me a World for at risk young adults preparing them for construction and energy services industry jobs. Build it Green aka BIG is a 12 week program where the trainees learn soft skills needed to become a productive employee along with learning weatherization, basic carpentry and home renovation skills. They are provided a small stipend with money management courses, hear from guest speakers from the community, construction and energy fields and perform community building projects like canvassing and teaching the energy savings classes. From our three past rounds, we graduated 38 individuals with 80% placement and retention in employment. We see this as a huge success when comparing our program to other workforce development programs that typically have graduation and retention rates in the 20% - 40%.

Over the 2020/2021 year, we will continue with 3 more rounds with the goal of 14 individuals per round.

Building a Stronger Community through the Arts (ArtsBuild)

FY21 Funded: \$225,000

FY20 Funded: \$225,000

ArtsBuild's mission is to build a stronger community through the arts. We do this by generating resources to invest in Chattanooga's arts and cultural assets; facilitating access to arts opportunities for people of all ages and backgrounds; cultivating creativity to enhance academic and personal growth; using the arts to strengthen the economic environment; and advocating for the role the arts play in our lives and in our community. ArtsBuild provides valuable operating support to twenty diverse arts organizations as well as financial support for dozens of local arts performances, programs, projects, festivals, and collaborations each year.

ArtsBuild coordinates Chattanooga's annual July 3rd Pops on the River event in Coolidge Park. We support academic achievement through the integration of arts in education, and strive to ensure that everyone in Chattanooga, regardless of economic ability, has access to arts and cultural programs. We aim to make Chattanooga a vibrant place to live, work, and visit by nurturing our arts community. With the City of Chattanooga's partnership, we continue to serve as the City's official arts agency, as designated by ordinance 9365 in May 1990.

Carter Street Corporation Operating Support (Carter Street Corporation)

FY21 Funded: \$200,000 (Economic Development Fund)

FY20 Funded: \$200,000 (Economic Development Fund)

The Convention Center offers the City's only large-capacity venue for national, regional, and state conventions and events, enabling the City to attract out of town visitors and increase economic growth across multiple sectors of the city. With 100,000 square feet of column-free exhibit space, 21 meeting rooms, and 19,000 square feet of divisible ballroom space on one level, the Convention Center combines incomparable service, modern amenities and a prime location to make events unforgettable. Each year, the facility attracts more than 65,000 out-of-town delegates, 35-40 large conventions and trade shows, and 360-400 local events that have a combined direct economic impact of \$35-40 million through visitor spending in hotels, restaurants, and local retail.

Our goal is to remain a first-class convention destination, bringing in diverse, out-of-town convention delegates to increase economic investment in Chattanooga and Hamilton County and ensure optimal retail and hospitality employment rates.

CDOT: Administration (Transportation Department)

FY21 Funded: \$296,961

FY20 Funded: \$605,976

CDOT Administration is responsible for implementing the department's mission: to make safe, efficient transportation viable for all users & pedestrians, cyclists, drivers and transit riders while enhancing multi-use public spaces. The transportation system is at the center of what makes Chattanooga successful, and CDOT Administration ensures we are planning, building, maintaining, and managing that system efficiently and effectively for all people.

CDOT: Complete Streets (Transportation Department)

FY21 Funded: \$1,331,847

FY20 Funded: \$1,081,596

The Complete Streets division plans, designs, and implements CDOT's capital program and ensures Chattanooga's streets are safe, efficient, and great places. They do so through the implementation of new multimodal transportation projects, updating City standards, and ensuring private development builds a safe, accessible, connected public realm. The Complete Streets division provides confidence that the department's capital program identifies the most impactful projects for the funds allocated. They also ensure that the City's standards and specifications are current and practical as well as aspirational to shape private development to benefit all users of the transportation system.

Chattanooga Alliance for Diverse Business Enterprise (Urban League)

FY21 Funded: \$100,000

FY20 Funded: \$100,000

The Chattanooga Alliance for Diverse Business Enterprise is a multi-agency effort focused on supporting the development, growth, and success of minority, women, and veteran owned businesses in Chattanooga. The Urban League and LAUNCH work with several strategic partners who support business development in the city through referrals, events, and training activities, including the TSBDC, the Chamber's INCubator, Co.Lab, Edney Innovation Center, the Mayor's Minority Business Council, Tennessee Minority Supplier Development Council, Tennessee Valley Federal Credit Union and Kiva Chattanooga, among others.

The Alliance offers a significant return on investment for Chattanooga, directly impacting over 390 individuals during fiscal year 2021, which includes at least 70 new jobs; 70 new or expanded businesses; and more than 250 individuals participating in business training classes, business plan development, business counseling, business incubation, and loan structuring and packaging support. In FY 2021, the Urban League will continue to expand its loan packaging and funding guidance support for local businesses through Kiva and other lending programs. The Urban League will also offer the Co.Starters program and one-on-one business counseling

to expand the impact of its entrepreneurial work. Citizens will have access to affordable entrepreneurial training programs and continued support from the Alliance partners.

Chattanooga Climbs (Chattanooga Chamber Foundation)

FY21 Funded: \$450,000 (Economic Development Fund)

FY20 Funded: \$450,000 (Economic Development Fund)

The Chamber's previous job creation strategy, Chattanooga CAN DO, focused on recruiting new business, retaining existing businesses, supporting startups and building a strong workforce. From 2003 through November 2019, the Chamber's cumulative successes have resulted in 168 economic development projects directly assisted by the Chamber team, creating almost 25,000 new jobs, with a combined capital investment of almost \$5 billion. The Chattanooga Chamber Foundation recently announced Chattanooga Climbs, a 5-year plan to advance economic and talent development that grew out of the community-wide visioning of Velocity2040.

The four key strategies of Chattanooga Climbs include: We will become future ready. This means ensuring all our residents gain the skills for productive careers and a high quality of life, including what are known as new economy skills; We will create economic mobility for all to ensure that every resident thrives. That means empowering residents to seek high-quality jobs, jobs that are accessible to all; We will lead Gig City wins. This means we will encourage accelerated entrepreneurial momentum to drive economic growth through startups and small businesses; We will create an inclusive economy, led by collaborative leaders. The plan includes expanding open conversations within our community to encourage civic engagement opportunities among all residents.

Chattanooga Design Studio

FY21 Funded: \$200,000

FY20 Funded: \$100,000

CDS is an independent nonprofit urban design resource for Chattanooga. We see our role as multidimensional: to educate the public on issues concerning urban design, offer design and research services to private and public entities, and provide programs for the professional design community. Everything built within our communities resulted because of planning and design. Today, cities across the country are finding that when communities focus on efforts that reinforce public life, they can address the large banner issues that communities worldwide are concerned about. We now know that the design of the physical form of our communities has a direct correlation to our physical and mental well-being. We also know that the process by which improvements are designed need to be more inclusive and reach a diverse background of voices.

In every endeavor CDS is guided by our belief that excellent urban design is accomplished through public education and an inclusive approach to planning and design. Our collaborative approach brings together developers, community groups, design professionals, politicians and

regulators to discuss the public realm. Engaging these various groups ensures that the work we produce is an organizational framework for growing the economy, helps provide safer streets and supports efforts to provide stronger neighborhoods. We're proficient in getting the conversation started and maintaining critical collaboration on public and private projects. As an organization which educates and advocates for quality interaction of the public and private realms, our work aims to improve the quality of life for all. This means our work has a focus on human qualities of Chattanooga that seek to find improvement of material well being; physical well-being; interpersonal relationships; emotional and personal development.

Chattanooga Marketing and Industrial Services (Chattanooga Chamber Foundation)

FY21 Funded: \$75,000 (Economic Development Fund)

FY20 Funded: \$75,000 (Economic Development Fund)

The Chattanooga Chamber is intensively focused on marketing Chattanooga regionally, nationally and internationally as a desirable environment to launch, locate, relocate and grow businesses in a wide variety of economic sectors. Intentional efforts to diversify our industry sectors rather than relying on organic growth provides improved business stability that protects Chattanooga's economy during the inevitable times of cyclical economic downturns.

Chattanooga's citizens directly benefit from our efforts through resulting job creation, improved earning opportunities, training and retraining availability, as well as increased capital investments in business and industrial property that drives increased commercial tax payments to support city services. The Chamber, in partnership with the City of Chattanooga, leverages our extensive national and international media contacts to secure introductions and interviews that translate directly into earned media coverage of Chattanooga as a premier location for talent acquisition, business startups, innovation, advanced manufacturing and technology development.

In addition, the Chamber provides critical support services to the City in working with development prospects to recruit projects, handle information requests, track progress toward goals, provide reports to the City Council and manage the Foreign Trade Zone.

Civic Facilities (Public Works Department)

FY21 Funded: \$500,000

FY20 Funded: \$500,000

City of Chattanooga annual appropriation for the support of the operations of the Tivoli Theater, Memorial Auditorium and the Robert Kirk Walker Community Theater as provided by the Lease and Operating Agreement.

ECD Economic Development

FY21 Funded: \$476,553

FY20 Funded: \$626,644

This offer funds the Department of Economic Development operations, including the positions of Deputy Administrator of Economic Development; Director of Economic Programs; Director of Workforce Development; Economic Development Administrative Specialist; and Brownfield Coordinator. The Deputy Administrator of the Department of Economic Development creates the strategy, funding, and legislative environment conducive for economic growth throughout Chattanooga. The Department achieves this goal by new business starts; new companies attractions; and creating a city where our citizens can overcome barriers and gain needed skills and education. In addition, the department oversees legislation, incentives, and redevelopment programs to foster higher wage growth, job growth, and small business expansions. The Director of Economic Programs implements seven City economic development programs and is the community-facing contact for small businesses and startups seeking assistance.

The Director of Workforce Development provides leadership, management, facilitates, convenes, and monitors all aspects of the Office of Workforce Development's mission as envisioned by Mayor Andy Berke and his administration. The Director also completes other duties as needed to achieve administrative and organizational success. The Brownfield Coordinator works with state and federal departments to return environmentally challenged properties back into productive use. Manages environmental grants awarded to the City.

The Economic Development Administrative Specialist supports economic development and real property. Real Property: maintains Sequel Database, creates files and pulls all tax information for City owned property, files mandatory referrals for surplus and back tax property. Economic Development: Tracking & data entry in CAN, special events planning and setup, research, marketing and design for presentation material.

Growing Forward (Regional Planning Agency)

FY21 Funded: \$2,003,663

FY20 Funded: \$2,003,663

The Chattanooga-Hamilton County Regional Planning Agency's Growing Forward budget request covers the staffing and work program costs for the Regional Planning Agency (RPA) to fulfill its mandated responsibilities and to provide the core services which include community/land use planning, transportation planning and zoning/subdivision review. The RPA serves as staff to both the Chattanooga-Hamilton County Regional Planning Commission and the Chattanooga-Hamilton County/North Georgia Transportation Planning Organization (TPO) Board. For the Planning Commission, RPA is charged with administering rezoning requests and subdivision applications, updating the zoning and subdivision regulations, and maintaining the official zoning map. For the TPO, RPA manages the federally-mandated ongoing transportation

planning activities (Regional Transportation Plan, Transportation Improvement Program, Transportation Grant program coordination, modeling/data analysis). At least 70% of staff resources are consumed by fulfilling these mandatory ongoing responsibilities.

During FY 2020-21, RPA will focus on the following programmatic initiatives: 1) completing at least two area plans in the City of Chattanooga; 2) updating the Chattanooga zoning ordinance following the consultant assessment (expected to include new zoning options for urban housing infill); 3) preparing for and participating in the federal planning Certification Review for the TPO; and 4) beginning development of the 2050 Regional Transportation Plan.

For the upcoming fiscal year, RPA is requesting \$2,003,663 (which is the same amount received from the City last year for this offer). RPA will be using a portion of its fund balance to fully fund the agency's budget. This offer does not increase RPA's number of funded positions.

IMPACT1! Workforce Development (Bethlehem Center)

FY21 Funded: \$63,700

NEW OFFER

Chattanooga residents who are challenged by background issues or lack of education or experience are still finding it difficult to take advantage of the booming Chattanooga economy. The Impact1! Workforce Development program is a way for these individuals to initiate a career and/or enhance their career options. Coupled with our training and development piece, participants will engage in work projects where they learn more skills and earn income. The basic plan is to engage an average of 4 participants per week in light construction work for an average of 20 hours per week each, and pay them \$15.00 hour (total \$ annually to trainees = \$60,000). In the meantime, our experience has shown that exposure to opportunities at that level leads to expanded opportunities in construction and other fields.

In the past 6 years we've seen participants go from basic construction skills to very advanced skills. Many have worked on multiple Impact1! projects over a number of years. Some have developed side businesses, and at least one has developed his own full-time business. Two participants have become team leaders over Impact1! projects and a third participant is being developed as a team leader at this time. Further, we partner with Green/Spaces and Hamilton Co Schools to develop increasingly larger and more diverse groups of individuals. The budget for this proposal will provide partial income for team leaders as well as part-time income for participants.

IRONMAN (Convention and Visitors Bureau)

FY21 Funded: \$80,000

FY20 Funded: \$100,000

The IRONMAN initiative, brought to Chattanooga in 2014, is an example of how success and growth of the sports tourism economy happens only through community collaboration and

investment. The following documentation best represents a special initiative that has an estimated annual economic impact of over \$14 million on our local economy. This impact is growing the economy by creating local entrepreneur opportunities, growing municipal sales & occupancy tax collections and increasing opportunity for capital investments within the overall hospitality industry in Chattanooga.

IRONMAN brand association helps also grow our marketing brand as one of the best outdoor destinations in the world. In 2017, Chattanooga became the only city in the world to ever host a 70.3 IRONMAN, 70.3 IRONMAN Female World Championship, 70.3 IRONMAN Male World Championship and then two weeks later host a full distance (140.6 miles) IRONMAN Chattanooga.

Make Chattanooga the Most Inclusive City in America (Orange Grove Center)

FY21 Funded: \$106,000

FY20 Funded: \$106,000

In Year 3 of this project, we will continue to build on the successes of each of the past two years in making Chattanooga the Most Inclusive City in America through volunteer and employment opportunities in all 17 of the City government departments. The third year will be to maintain the gains we expect to have made through June, 2020, work to finish creating volunteer positions in all 17 City government departments, and expand our focus to create and add volunteer experiences for an additional 25 people in our community. At the end of June 2021, we will all boast that 50 people with disabilities were able to learn new skills and provide valuable volunteer and/or paid labor in all 17 of the City departments, and that together we leveraged that momentum to add 25 new volunteer positions at sites and in organizations in our community.

Funding the project has and will continue to demonstrate the City's commitment to break[ing] down the barriers that prevent people from living the life they want in our community. The project further evidences the City's serious efforts to make true their vision of being a city that empowers Chattanoogans to build an equitable, authentic, and inclusive community through prosperity and a high quality of life. By funding this project for one more year, we will together build more momentum to propel greater numbers of people with disabilities into more inclusive and diverse volunteer and job settings across our great community.

Reaching Beyond Today (THRIVE)

FY21 Funded: \$80,000 (Economic Development Fund)

FY20 Funded: \$100,000 (Economic Development Fund)

Thrive Regional Partnership, Inc. (Thrive), an independent 501(c)(3) nonprofit corporation, was formed to champion the 40-year regional vision and action plan set forth during the Thrive 2055 planning process for the Chattanooga region. Thrive's mission is to ignite and sustain responsible and inspired growth in the tri-state, 16-county Chattanooga region for the next four decades. Through communication, collaboration, analytics and innovation, Thrive seeks to

optimize community enhancement and economic growth opportunities while protecting the natural treasures and landscapes that define this special place.

Thrive builds upon the momentum generated by Thrive 2055 to preserve and enhance the region's quality of life and build on the region's economic growth to further the 40-year regional vision of, 'educated people with good jobs living in a great place.'

With a growing urban, rural, and suburban Chattanooga region, transformative solutions require diverse perspectives to ensure no community is left behind. Thrive serves as a mechanism to convene leaders that reflect the diverse interests of the region, organized around issues and challenges facing asset-based economic development, regional transportation, education and a skilled workforce, and the protection of our treasured natural environment. In order to take action on common goals, Thrive empowers leaders to make responsible, inspired growth decisions that protect natural and cultural assets, maintain and accentuate the Chattanooga resident's quality of life, and ignite vibrancy and economic prosperity in Chattanooga and throughout the region.

Signal Centers Adult Services

FY21 Funded: \$35,000

FY20 Funded: \$35,000

Research shows that adults who are aging and/or have disabilities often struggle to connect with others in their community due to various barriers including: access to transportation, costs associated with social events, limited mobility, and mental health challenges. With our assistance, those with disabilities and/or aging citizens will have access to safe, meaningful social interaction on our campus on an ongoing basis.

We provide adult day services to adults who are aging and/or have disabilities. This allows family caregivers to work and have respite. Participants are served in a cost-effective, nurturing environment appropriate for their needs.

Additionally, we are proposing new programming designed to promote and foster healthy independent living, enhance quality of life, and build a sense of belonging and community among older adults who are downtown Chattanooga Housing Authority (CHA) residents. City funding would include scholarships to seniors living in CHA housing. We recognize transportation is one of the chief barriers for many of these residents and have acquired an informal agreement with CARTA to provide transportation at cost to those who wish to attend. The Signal Centers Assistive Technology Services program will address technology needs. Attendees will engage with peers while: learning how to use technology, taking part in age-appropriate physical activities, having lunch, viewing films, creating art, and playing games. This new programming will initially be held once per month with increased frequency as the need presents.

Styles L. Hutchins Fellowship (Mayor's Office)

FY21 Funded: \$1,000

NEW OFFER

The Styles L. Hutchins Fellows are working to create a plan that will elevate Chattanooga as a city where diverse talent can create a prosperous future after college and thrive as a professional. This highly competitive fellowship provides community benefit but also helps elevate fellows in community leadership and provide access to networking and learning opportunities. While educational attainment has historically had the power to unlock workers' potential for better job opportunities and higher pay, we believe that in order to recruit and retain educated young black talent, our community must do even more to level the playing field for upward economic mobility and prosperity of blacks in Chattanooga. Fostering both diversity and inclusion will ensure that we build a strong and vibrant workforce citywide and will inspire the next generation of students to start their careers in Chattanooga post college graduation.

To achieve this goal, the City of Chattanooga along with its partners, the Urban League of Greater Chattanooga and Chattanooga Area Chamber of Commerce host four Fellows each semester for a high-caliber research and outcomes based project to identify and implement strategies to help attract, recruit, and retain early career black talent in Chattanooga. The Fellowship supports career development of each fellow through mentorship, networking, and travel opportunities for learning. The Fellowship is directed by two Mayor's Office staff people and an Advisory Board of 24 community members. The funding request is for blazers, backpacks, and notebooks for the Fellows, and food for Advisory Board meetings and the final Styles L. Fellowship presentation.

TEC Innovation District-Center (The Enterprise Center)

FY21 Funded: \$987,500 (Economic Development Fund)

FY20 Funded: \$1,002,500 (Economic Development Fund)

The Enterprise Center will continue to unite people, organizations, and technology to build an advanced and inclusive future for our community, with a focus on equity, collaboration, economic mobility, and Smart City innovation.

1. Innovation District - Focusing on implementation of the Innovation District Framework Plan, we continue work on public realm improvement, innovation economy support, and people and programming. We are expanding outreach to those typically underserved/uninformed regarding resources and opportunities - including opportunities such as the Cybersecurity Competition, Bingo's Market, and the Patten Porch project. Finally, TEC will create a working group of local/national partners to explore the creation of a signature national event, resulting in opportunities for participants to learn about the opportunities in Chattanooga and to bring ideas/solutions to Chattanooga.

2. Research and Application Development - The Chattanooga Smart Community Collaborative (CSCC) was formed in 2018 with representation from City and County Governments, EPB,

UTC, TEC, Co.Lab, and Erlanger. CSCC cultivates an ecosystem of academia, industry, and community that apply innovative solutions to urban challenges in Chattanooga. As a part of this work, the CSCC has developed a Smart City testbed along ML King Blvd, utilizing a wide array of sensors and experimental wireless networks that allow cutting edge research, including innovative and ethical data collection and analysis. Initially focused on health care, transportation, and public safety, the eventual goal includes identifying and building new opportunities that improve quality of life for residents along with the building of new innovations and business opportunities within the city.

Tennessee Riverpark Downtown (Public Works Department)

FY21 Funded: \$3,239,112

FY20 Funded: \$3,139,593

Parks Division maintains the parks and green spaces bordering the Tennessee River in downtown Chattanooga. These areas, collectively known as the Riverparks, provide great leisure opportunities to City residents and visitors. The parks are a hub for tourism, hosting events such as Ironman, Head of the Hooch, MoonRiver, Three Sisters Music Festival, the Riverbend Music Festival, and numerous other outdoor events throughout the year. These public spaces attract large events whose organizers utilize the scenic surroundings as an attraction for outdoor activities.

Riverparks maintenance and operations include routine, highly manicured grounds maintenance, litter collection, facility maintenance, landscaping, carousel operations, and security to over 80 acres encompassing Coolidge Park, Renaissance Park, Walnut Street Bridge, Bluff View including Hunter Museum area, Holmberg Bridge, the Aquarium Plaza, The Passage and adjoining stream features, Ross's Landing, Chattanooga Green, Chattanooga Pier, the marina and docks, and the newest addition to the TN Riverwalk. All parks and facilities on the waterfront are maintained to the appropriate level of service matching the standards set by Parks Administration. CIP is included in the offer. Riverpark system operating costs are split equally between the City and Hamilton County. CIP proposed projects: Carousel building air conditioning, Riverjets flood mitigation, Chattanooga Pier Mast LED light conversion, and maintenance equipment replacement.

Walk-in Program (Chattanooga Goodwill Industries, Inc)

FY21 Funded: \$10,000

FY20 Funded: \$10,000

Chattanooga Goodwill Industries, Inc's Work Training Program would like to partner with the City to offer Core Competency (soft skills training), financial literacy, nutrition, literacy, and digital learning skills to the residents of Chattanooga with an emphasis on services to the Building Stable Lives Neighborhoods as assessed by the United Way. The soft skills training consist of up to ten weeks of on the job training under the supervision of a job coach concentrating on soft skills such as showing up to work on time, working at an appropriate pace,

keeping the work area clean and neat, working as a team member, working with a supervisor etc.

Concurrently, the participant is given The Adult Basic Education Exam (TABE). Those persons not scoring at eighth grade level on reading and comprehension exams will be placed in literacy classes. Participants will also be tested and placed in appropriate digital learning classes if this option is chosen. Participants will also participate in financial literacy and nutrition classes. Participants are paid minimum wage while participating in the training. Paying a wage provides an incentive to stay in the program while giving the participant an income.

When the ten week training is completed, participants will participate in Job Readiness Training where they will learn job interviewing techniques, how to do job searches, and will be assisted in creating their resume. After Job Readiness is completed, they will be assisted in securing employment by a Placement Counselor which results in a higher wage.

YFD Recreation Complexes

FY21 Funded: \$1,607,909

FY20 Funded: \$1,765,311

Youth and Family Development manages and maintains ball fields and tennis courts in communities that provide opportunities for youth, adults, and seniors to participate in sports leagues and recreation programs within walking distance from their homes. YFD uses the power to coach, teach and inspire youth to recognize their potential and challenge them mentally and physically. Youth leagues provide opportunities for parents and caring adults to volunteer as coaches and mentors. Players learn the value of self discipline and improve their ability to avoid and/or resolve conflict.

Youth recognize their peers and coaches as a supportive community. Community and family benefits the 'Smarter Students and Stronger Families' initiatives. These facilities were built with the intent of serving the local community for recreational play and utilize the facilities by bringing in local, state, regional and national tournaments to increase economic impact dollars for local businesses. Tournaments bring both direct and indirect economic activity for Chattanooga; lodging, restaurants, fuel, retail purchasing, and cultural activities. In addition to bringing direct tourism dollars, tournaments serve as gateway experiences to promote Chattanooga and build long term tourism revenues. Other economic considerations include potential for increased notoriety resulting from tournaments to draw new businesses and residents to Chattanooga. Please note that this offer only focuses on the areas that create an economic impact, as measured by the Chamber of Commerce.

High Performing Government

A. Results Area Summary

A high performing government efficiently delivers the services that citizens need and expect in a manner that is fully transparent and accountable. The High Performing Government results area ensures timely and accurate financial reporting, storage and retention of public records, and optimal use of public resources.

B. Offers Funded 311 call

311 Call Center Operations

FY21 Funded: \$684,576

FY20 Funded: \$715,271

The total amount requested for our 2021 Fiscal Year budget is \$773,847.00. This is an increase of \$79,576.00 from our 2020 Fiscal Year budget. This increase amount is less than the two full time Customer Service Representatives we are requesting for 2021. The total cost of two full time Customer Service Representatives is \$108,728.00. There have been several changes in the 311 Call Center. We have seen an increase in call volume and total call time (including talk time and after call work). The call volume continues to increase year after year. We currently do not have the staff needed to operate efficiently. We have seen an increase in a large increase in our general and sewer related call volume. Our general call volume increase comes from more citizens making requests. This is due to on demand pick up for bulk trash, brush pick up and loose leaf pick up. The City of Chattanooga no longer operates a scheduled pick up for any services other than garbage and recycle. The sewer increase comes from handling all sewer related calls to include more detailed information for billing. We also handle all disconnects, reconnects and payment processing. As volume increases with calls and emails each year we will require the staff to meet the demand. The numbers show a growing trend for the need of the 311 call center. As our City continues to grow, the demand for services will continue to increase. We must be able to meet the high demands expected from our citizens.

Chattanooga City Council

FY21 Funded: \$831,784

FY20 Funded: \$839,680

The City Council's FY21 offer will enable it to enact legislation that strives to meet its FY21 goals in regards to public safety, planning and zoning, economic and community development, public works and transportation, youth and family development, human resources, and

budget/finance.

Chattanooga Interagency Council on Homelessness (Signal Centers)

FY21 Funded: \$250,000

NEW OFFER

This offer funds key projects and operations for the Chattanooga Interagency Council on Homelessness (CICH). Key initiatives in FY21 include a new program to expand the number of Chronically Homeless individuals and families that are housed, planning for an emergency shelter, a performance dashboard, and operations of an external backbone organization that will run and manage CICH moving forward.

Chattanooga KIVA (Office of Multicultural Affairs)

FY21 Funded: \$43,000

FY20 Funded: \$43,000

The Office of Multicultural Affairs has contracted with CoLab for year three of Chattanooga Kiva. The funds will support the Kiva Lead, who will be housed at CoLab in FY 2021. Kiva is a crowdfunding platform for entrepreneurs who can use up to \$10,000, 0% interest loan to help take their businesses to the next level. Because Kiva doesn't look at the extensive financial data of the borrower or their business, their process is easier to navigate. Whether a business is in the idea phase, start-up mode, or an established business, Kiva is a great option. To date Chattanooga Kiva has funded twelve local, small (majority minority and women owned) businesses totaling \$56,500. Entrepreneurs can raise money for any business purpose working capital, equipment, inventory, marketing, or project-based investments are all ways businesses can leverage Kiva to grow. Kiva has lent over \$850 million dollars to over 1.5 million entrepreneurs around the world through a global network of over a million lenders.

In FY18 the Office of Multicultural Affairs, Launch Chattanooga, and CoLab partnered to make Chattanooga a Kiva City. Local partners raised between \$250,000 to implement the program and provide a full-time staff person to assist borrowers in applying and to promote the program throughout the city. This BFO request is for \$43,000 to support (salary and benefits) of a Kiva City Project Leader who will continue to promote Kiva crowdfunding locally and help Chattanooga carry out the duties of a Kiva city.

City Attorney's Office Operations

FY21 Funded: \$1,709,716

FY20 Funded: \$1,762,857

This offer helps support the core functions of the Office of the City Attorney (OCA) and includes some costs for professional development and replacement of staff who have left this office in the past year. This offer will reorganize the staff in this office to provide litigation and

transactional attorney positions and leadership positions to assist in high performing operations in the coming year. The OCA is a charter function and works to reduce legal risks and litigation damages for the City. Over the past few years, the OCA has streamlined functions and processes in the areas of municipal litigation, transactions, compliance, claims, and open records by electronic access and retention.

FY 2021 will allow a continuous improvement process for a higher-performing government in OCA by implementing additional efforts to optimize efficiency in handling municipal litigation, transactional, compliance, claims and open records support for citizens and our clients. This office continues to implement contract intake form management and open records request forms that are taught to city employees in all departments. This office will continue to assist in recent new roles providing a records manager and insurance manager for the City while handling ongoing litigation in-house representation to the greatest extent possible to conserve City funds by filling a retired position. A focus on litigation and department support will continue during this fiscal year after the retirement of a key employee so we can provide support for citizens who are increasingly contacting this office on specific municipal questions and handle current cases. For FY21, the Office of the City Attorney is swapping a part-time authorized Receptionist position for a full-time Administrative Support Specialist. This office has benefitted on open records responses and quicker citizen responses to legal assistance by having a part-time loan of a firefighter who is no longer able to continue his previous duties.

City Council Broadcasts, Online, Promotion (WTCL)

FY21 Funded: \$80,000

FY20 Funded: \$75,000

A High-Performing Government is built on transparency. While Chattanooga City Council meetings are open to the public, Chattanooga's citizens are not always able to attend due to scheduling conflicts, physical disability, or transportation issues. WTCL will continue to record weekly City Council meetings and broadcast closed-captioned highlights from those meetings over-the-air, and to make those programs available online with captions as well. Our broadcasts reach approximately 99% of all households in Chattanooga, providing equal access to all citizens. WTCL has also provided a record of the proceedings that the City has relied on to meet the needs of Chattanooga citizens. FY21 funds would enable HD video recording, post-production, captioning, setup and breakdown, online access, and promotion.

City Court Clerk Judicial Support Services (Finance Department)

FY21 Funded: \$1,385,981

FY20 Funded: \$1,460,740

The primary goal of the City Court Clerk and staff is to provide operational support for adjudication of city ordinance violations as required by Tennessee Code. Our mission is to efficiently, accurately and professionally handle and process violations while maintaining

accuracy in our court records. Consistent application of the laws passed by local ordinance ensures a safer community for all citizens.

Steps to achieve this goal:

- 1. Provide customer-oriented quality service,*
- 2. Promote the use of online access to client dockets for court dates and court information,*
- 3. Encourage use of online payment option for customer convenience,*
- 4. Increased automation via the implementation of eCitation (electronic ticketing),*
- 5. Customer surveys for feedback where we can be more transparent and build public confidence in the court system, and,*
- 6. Continue the payment plan process to empower citizens and remove obstacles by providing a payment plan option for all citizens facing financial barriers so they may drive legally, maintain lucrative employment, and take pride as productive citizens of Chattanooga.*

We have celebrated with 220 citizens who have completed the payment plan and paid in full. Removing financial obstacles created a more level playing field for Chattanooga's citizens to celebrate a valid driver's license. Currently, the active payment plans realize estimated annual revenues of over \$180,000. City Court Judge, Division I, also adjudicates environmental and animal violations in a manner that establishes safe, friendly and aesthetically pleasing neighborhoods. The electronic citation program improves accuracy and efficiency in the data entry process.

Comprehensive Internal Audit Services

FY21 Funded: \$721,088

FY20 Funded: \$729,608

Pursuant to Article IV of the City's Charter, the Office of Internal Audit (OIA) conducts audits, special projects and investigations (Hotline), as well as provides staffing support for the City's Audit Committee. OIA also provides technical, reference or research information, as well as digital data recovery services to personnel throughout the City on an informal basis. These services promote transparency and accountability by providing an independent and objective evaluation of the performance of various operations in the City. Various projects/reviews assure governing bodies (Mayor and Council) and the public that the government is managing resources well, complying with laws and regulations, providing services effectively, efficiently, ethically and equitably. Audit findings, survey information and special project reports provide data to support the decision making process. This information promotes the efficient and effective use of resources and prevents/limits fraud, waste and abuse. The internal audit function is itself an internal control that evaluates other internal controls within the City. Although the internal audit function often identifies specific areas for improvement, the most fundamental aspect is the presence of the function in the City. The presence of an active internal audit function encourages high performance by City managers and staff.

DIT Main Operating (Information Technology Department)

FY21 Funded: \$8,231,525

FY20 Funded: \$8,816,213

DIT provides the very foundation for high performing government. Core Department functions include software licensing, hosting, support, hardware management, and digital connectivity infrastructure, emphasizing system availability and customer satisfaction. This budget offer outlines the operating resources necessary to achieve departmental goals, including Operational Excellence, Technological Maturity, Standardization & Reuse, and Sustainability, as well as promoting efficient workflows across all City departments and agencies. Over the past year, DIT took several cost-savings measures. Obsolete services continue to be eliminated, maximizing returns. Digital resources have been consolidated and condensed, streamlining management and ensuring consistent application of functions. For example, during periods of low demand, the implementation of seasonal disconnects has saved the City approximately \$9,000 per year. Also, DIT restructured and consolidated VLAN connections across the City, saving DIT \$10,000, the Chattanooga Fire Department \$17,000, the Chattanooga Police Department \$18,000, Moccasin Bend Wastewater Treatment Facility approximately \$68,000, and the Chattanooga Department of Transportation \$162,000, totaling an estimated \$275,000 in Citywide savings, each year. Coupled with the Data Center Move, saving the City approximately \$830,000, and innovations during project implementation, DIT saved the City approximately \$1,250,000 in FY20, maintaining and improving upon the cost savings realized in FY19. During the same period, we have increased our services, increased network capability, and reliability, and have increased productivity, citywide.

Engineering Management (Public Works Department)

FY21 Funded: \$4,784,871

NEW OFFER

The Engineering Division handles all of the water quality permitting, compliance and enforcement in the City; as well as capital project management, Geographic-Information-Services (GIS), Facility Management, and other non-transportation engineering expertise for all City Departments and to citizens. The Engineering Division will increase in-house project management and inspection staff in order to reduce the amount of capital dollars spent on professional services thus allowing capital planners to better allocate limited capital funds among the ever increasing list of capital needs within the City.

The Facilities Management Section of Engineering is the internal facing support organization providing Facilities Management Services of Energy Management, Building Maintenance, Custodial Services, Security, Mailroom, and Real Property Lease Administration for City supported departments and agencies. Properly managed facilities save on utility costs and allow taxpayer dollars to be spent on other beneficial programs while stewarding environmentally responsible practices to reduce impact on the environment. Well-maintained facilities provide a clean, safe, secure and comfortable work environment for employees, visitors and clients. This

increases job performance and employee satisfaction, reduces the incidents of on-the-job injuries, limits potential liabilities from life safety/code-compliance claims.

Finance Administration

FY21 Funded: \$811,953

FY20 Funded: \$878,551

The primary goal of Finance Administration is to provide excellence in financial management for the City of Chattanooga. A strong fiscal position directly aligns with the City's vision to empower Chattanoogaans to live the life of their choosing by maintenance of a financial infrastructure that ensures the provision of high quality services and sustained economic growth. This offer oversees and supports financial operations of all City departments and agencies including budgeting for outcomes, accounts payable, payroll, accounting and financial reporting, debt management, banking services, cash and investment management, and financial technology as well as assisting the executive and legislative branch develop the City economic development strategy and initiatives.

This goal is accomplished through best practices such as comprehensive policies for cash and investments, debt management, pension funding, internal controls, asset management, etc; continual process improvement to maximize efficiencies, transparency and accountability; determining the proper balance between debt and pay-as-you go capital to minimize the burden on future generations and ensure adequate capital; investment; current technology resources for delivery of financial information and equipping users to make sound financial decisions regarding use of tax dollars; assist in the development and implementation of strategies and initiatives that promote sustainable growth for the City of Chattanooga.

Finance Operations Management & Reporting

FY21 Funded: \$1,691,500

FY20 Funded: \$1,730,591

The primary goal of this offer is to provide timely, accurate financial reporting in accordance with state law and generally accepted accounting principles with ultimate transparency to Chattanooga's citizens and others who invest in our community (such as financing institutions). This offer provides management and oversight of complex decentralized accounts payable, and payroll in compliance with stringent federal requirements. We utilize multiple payment methods (checks, purchase cards, electronic) to facilitate prompt and accurate vendor payments. Proper management is essential to ensuring employees and vendors alike are timely and properly compensated for goods and services provided. This is the right thing to do, and assures the City continues to operate with integrity and efficiency with respect to its obligations.

We prepare an award-winning Comprehensive Annual Financial Report and Popular Annual Financial Report to enhance transparency of the City's fiscal activities. Grants are monitored to ensure grantor and Federal audit requirements are met. Additionally, we develop and monitor

an internal control framework to safeguard city assets and promote fiscal accountability. We will continue to work closely with departments and agencies to refine processes that enable the City to be a leader in service delivery to our Citizens.

Financial Plan Development and Management

FY21 Funded: \$653,067

FY20 Funded: \$653,328

One of the most important functions of any organization is the establishment of a strategic financial plan that is reflective of its short and long-term goals. The primary focus of the Management and Budget Analysis staff is the delivery of quality service to citizens through a sound financial planning and monitoring program for both the operating and capital budgets. We strive to prepare a professional spending plan that exhibits equity, fairness, and objectivity within parameters of a balanced revenue and expenditure stream without bias. The Office produces the annual operating budget framed within a 5-year strategic plan and supports the development of the 5-year capital improvement plan. Revenue trends are analyzed to determine the resources that will be available to support the foundational services and infrastructure plans that serve all Chattanoogaans.

Financial management support is provided to all agencies and departments to ensure proper and optimal use of limited available resources. In recognition of the importance of transparency and citizen participation in the development of the City financial plan, this office assures easy access to financial data via online publications of budgetary information during and after adoption of the budget by the City Council. This office prepares the Comprehensive Annual Budget Report in accordance with the guidelines established by the Government Finance Officers Association. This funding request includes one Director, one Manager and four Analysts along with associated operational costs.

Heritage Hall (Public Works Department)

FY21 Funded: \$79,266

FY20 Funded: \$79,266

Facility Management cost appropriation in support of the Chattanooga African-American Museum (Heritage Hall) in the mission to become the premier interdisciplinary cultural center that promotes cultural, educational, and artistic excellence and fosters research and education of African and African American heritage; and provides a venue that allows the community to celebrate through education, art and entertainment.

Human Resources Operations Budget

FY21 Funded: \$3,104,179

FY20 Funded: \$2,873,589

The Human Resources' proposed budget continues efforts to improve the effectiveness of the City's Human Resources various internal support functions. Over the last year, the department continued to consolidate functions placing the entire City's HR staff under the direction of a single department. For the majority of the year, the department has operated without adequate staffing and the necessary resources to provide strategic approaches that support equitable and inclusive work environments for our employees, external partners and the various communities within the City. The proposed budget includes the resources and changes needed to advance this effort aligning with the Mayor's initiative for a High Performing Government. Proposed staffing additions are: Fiscal Manager; Fiscal Specialist; Compensation/Performance Analyst; Compensation Specialist; Manager, Wellness and Occupational Health; Occupational Health Support Specialist; Equity/Diversity and Inclusion Manager; Equity/Diversity and Inclusion Specialist.

Judicial Operations

FY21 Funded: \$1,073,479

FY20 Funded: \$1,059,075

Chattanooga City Court Judges Sherry Paty (Division I) and Russell Bean (Division II) serve the City of Chattanooga by hearing city ordinance violations which include traffic, environmental issues, animal issues, fire cords, storm water, and zoning as well as other ordinances issued by a City Officer or Inspector. The citations are generally brought by the Chattanooga Police Department, Fire Department, Department of Economic and Community Development and McKamey Animal Service Officers. The goal of the elected Judges are to hear violations and administer justice in a fair, impartial and timely manner.

Mayor's Office Operations

FY21 Funded: \$1,462,377

FY20 Funded: \$1,631,489

The Executive Branch will continue to strive to reach out to the community, engage the citizens of Chattanooga, and provide effective platforms for those citizens to provide feedback. The Mayor and his staff will continue to strive to ensure that every voice is heard, respected, responded to and assisted.

Multicultural Affairs Office Budget

FY21 Funded: \$344,940

FY20 Funded: \$373,242

The City of Chattanooga Office of Multicultural Affairs (OMA) was established in November 2005 by City Ordinance 11767, to cultivate an environment of understanding, respect and equality of rights for the diverse cultural populations of Chattanooga. The Office seeks to encourage understanding and goodwill, promote justice, and work toward eliminating discriminatory practices between and among the citizens of Chattanooga because of race, religion, national origin, age, sex, sexual orientation, disability, or ethnicity.

Since our inception, the mission of our office has greatly expanded to encompass three primary areas; Promoting Justice and Goodwill: Through more than fourteen events/programming encompassing Arts and Culture, we plan/facilitate, Heritage Celebrations, Sister Cities Cultural Exchanges, City Hall Tours, MLK Day of Service and Purchasing Fairs. This work is vital in carrying out our administration's vision of Chattanooga being "A City of Creators". Promoting Equity, Diversity and Inclusion on behalf of the City of Chattanooga: By increasing accessibility in the area of engagement and recruitment within city government to underrepresented groups. Our work with the City of Chattanooga OMA internship program directly correlates to outcomes of increasing diversity within city government. Doing Business with the City: This is an administrative mandate centered on providing engagement, certification and resources for Disadvantaged Business Enterprises that need to compete for business opportunities with the City of Chattanooga. This work in DBE engagement directly relates to our goals to increase the diversity of dollars spent in vendor procurement. After surveying other related departmental services, in an effort not to duplicate roles, and stay competitive in our internship program. I am requesting an increase to our City Internship rate of pay from \$9 per hour to \$12 per hour and (2) FTE positions; an Administrative Assistant and an OMA Coordinator.

Office of Performance Management and Open Data (Finance Department)

FY21 Funded: \$431,431

FY20 Funded: \$436,715

By funding the Office of Performance Management and Open Data (OPMOD) Chattanoogaans will experience better (faster, more effective, more responsive, etc) service delivery. The key outcomes of this offer are as follows: 1) to provide improved citizen-focused service delivery throughout the city, 2) help to create informed and empowered city employees and citizenry and 3) increase transparency and openness. Since these outcomes are so foundational to the work of the city, they should positively impact each and every result area. In order to achieve the above-stated outcomes the Office of Performance Management and Open Data will run citywide performance management, open data, data analytics, and performance/data training programs.

Procurement Services (Purchasing Department)

FY21 Funded: \$960,084

FY20 Funded: \$949,995

This offer seeks funding for operations of the City of Chattanooga Purchasing Division which consists of: 1. CORE PROCUREMENT SERVICES - acquisition of best value goods and services in a timely manner for all City departments. This includes: (1) awareness of the stewardship responsibility to procure efficiently; (2) integrity and transparency of the procurement process; and (3) adherence to Federal law, Tennessee Code Annotated and Chattanooga City Code; 2. PURCHASE CARD PROGRAM - management of this program designed as a cost-effective procurement method for low dollar, authorized purchases. As a bonus, the City receives a rebate; 3. SURPLUS PERSONAL PROPERTY - facilitation of City surplus personal property disposition, including property identification, reallocation and disposal; 4. GRANTS & DISADVANTAGED BUSINESS - enhanced City services by: (1) providing a liaison between the City and external collaborators for grant opportunities; and (2) actively seeking the engagement of disadvantaged businesses. This offer includes funding for one Procurement Attorney (in collaboration with the City Attorney's Office), one Disadvantaged Outreach Specialist (in collaboration with the Office of Multicultural Affairs) and one additional Buyer 1.

Public Works Administration

FY21 Funded: \$292,778

FY20 Funded: \$3,207,265

To serve people with integrity, and improve the infrastructure and environment through excellence. The Administration Division supports a safe and healthy work environment for all Public Works employees by establishing policies, plans, practices, and procedures. The Administration Division monitors and manages the overall budget and department-wide performance. FY21 Changes Include: Engineering division was removed from Administration offer and will be submitted with Facilities Maintenance.

Strategic Capital Planning (Finance Department)

FY21 Funded: \$201,951

FY20 Funded: \$199,498

Strategic Capital Planning produces a 5-year plan for citywide capital improvements that is both fiscally responsible and highly effective for Citizen needs across Chattanooga. This program's primary output is the five-year Capital Improvement Plan (CIP), of which the first year is the fiscally constrained capital budget. The Strategic Capital Planning Manager creates this document with assistance from Finance and Administration's Budget staff; advisement from the Mayor; and direction from the CIP Committee, a committee composed of representatives of City departments who plan and/or implement capital projects. Through the implementation of the

projects approved and funded through the capital planning process, Chattanooga should experience a safe, high quality built environment, while seeing continual improvements in government services. Specifically, the Strategic Capital Planning Manager will implement a sustainable five-year capital improvement program that appropriately balances investments in various categories of capital projects (e.g., vehicles/equipment, mobility infrastructure, technology, parks, etc.) and various need criteria (e.g., urgent need, capital renewal, policy priority, etc.). This request consists of the salary and benefits of the Strategic Capital Planning Manager and a Capital Projects Coordinator, who works to ensure that selected projects align with planning and policy goals while addressing our infrastructure's ongoing and critical needs in a fiscally responsible manner.

Treasury Management Services (Finance Department)

FY21 Funded: \$1,736,203

FY20 Funded: \$1,742,350

The City Treasurer office is the hub of all city monetary transactions and strives to maximize the collection and deposit of city funds from all sources in a fair and equitable manner and within compliance with federal, state and local laws. This includes but is not limited to management of the complex billing and collection for Property Taxes, PILOTS, TIFs, Business Improvement District Assessments, and Water Quality fees. It also includes administration of bankruptcy regulations, back-tax sale, tax-relief, and tax freeze programs for the City. The Treasury also collects over the counter sewer payments billed by a third party contractor and issues initial business licenses and various permits in conjunction with the state.

Property tax, representing over 60% of total general fund revenue, is the primary funding source for the delivery of essential services to our citizens. Maximizing the collection of existing taxes and fees enables the City to minimize tax rate hikes and assures greater equity in assessments for all payers. Timely collection and management of all City revenue will enable community priorities to be achieved.

The Treasury also manages all the banking services and investments for the City in a manner that maximizes return while minimizing the risk of loss. The department continually strives to improve customer service through such things as continuous review of processes, customer surveys, training and fraud prevention, staying abreast of best practices

High Performing Government - Offers Not Funded

DEPARTMENT: Mayor's Office - Lead For America Fellowship

Safer Streets

A. Results Area Summary

Safer Streets funds the services, programs, and policies that protect life, property, and community resources of all Chattanoogaans. This results area -- our largest by percentage of general operating dollars spent -- funds the critical public safety initiatives, including technology resources that allow the Chattanooga Police Department to investigate and resolve cases more rapidly, keep guns out of the hands of violent criminals, and decrease family violence in Chattanooga. Supporting law enforcement is critical to maintaining public safety, as is investing in the community partners and programs that focus on prevention and deterrence.

B. Offers Funded

911 Emergency Communication (Chattanooga Police Department)

FY21 Funded: \$5,117,426

FY20 Funded: \$5,117,426

This is a coe offer for the communication contract we have with the Hamilton County 911 Emergency Communication District. The contract provides all 911 and non-emergency public safety call taking for citizens and visitors in Chattanooga as well as provides all dispatching for the City of Chattanooga emergency response departments.

Administration and Support Services (Chattanooga Police Department)

FY21 Funded: \$5,601,216

FY20 Funded: \$6,229,771

The Administration and Support Services Division offer consists of three subordinate commands: Technical Services, Support Services and Training Divisions. Support Services includes Property/Evidence Section, Information Center, Teleserve and the Court Liaison's office. Training Division includes Training staff, Recruiting unit and a professional staff Polygraph Examiner. This offer seeks to fund salaries, benefits, uniform allowances, and longevity pay for all personnel in Technical Services, Support Services and Training Divisions. If funded, the personnel assigned Property/Evidence section will continue to receive, process, and secure all evidence and property that may be used in prosecution or otherwise held within the statutory authority of city ordinances, state and federal laws. Personnel assigned to the Training Division will continue to actively recruit new cadets to maintain sworn staffing levels throughout the department as these levels are consistently a moving target with attrition. The Training Division provides mandatory state training required of all recruits and annual training required for officers. Support Services Information Center staff will continue their work to maintain compliance with state reporting requirements. They will attend training required to keep state certifications current. This offer includes technical and software maintenance costs required to maintain daily operations. The Court Liaison Sergeants ensure officers appear in court, ensure

proper delivery of subpoenas, and testify on behalf of officers in Grand Jury proceedings thereby alleviating overtime costs.

CADAS Substance Abuse Treatment (Council for Alcohol and Drug Abuse Services, Inc.)

FY21 Funded: \$25,000

NEW OFFER

We are pleased to submit this proposal to the City of Chattanooga for \$100,000 in substance abuse treatment services for the citizens of Chattanooga. CADAS has been providing a full comprehensive continuum of services for over 50 years. CADAS was established in 1964 by a group of Chattanooga businessmen and clergy and recognized by the IRS as a tax-exempt organization (501c3) in June 1965. CADAS is accredited by the Joint Commission, offering the highest standards in this industry. CADAS serves approximately 2500 clients annually with an annual budget of roughly 9.4 million, and employs approximately 127 employees and 5 independent contract staff. Our mission is to deliver the highest quality treatment, prevention and education services to the chemically dependent, their families and the community at large regardless of their ability to pay.

CDOT: Operations (Transportation Department)

FY21 Funded: \$2,268,756

FY20 Funded: \$4,219,427

The Transportation Operations division manages efficient and safe day-to-day operation of the transportation network. The division is responsible for the ongoing, proactive management and maintenance of the network, manages public space for construction and events, oversees the asset management program, and provides the essential function of the installation and maintenance of Chattanooga's traffic signs and pavement markings. This division readily responds to service requests from the community and implements the day-to-day necessities for safe travel.

CDOT: Smart City (Transportation Department)

FY21 Funded: \$5,597,423

FY20 Funded: \$5,826,614

The Smart City Division manages the City's traffic signal system and other transportation-related electrical systems. The division oversees the use of technology and data to enhance the transportation network for all users, and it is responsible for ensuring the City is planning for emerging technologies such as autonomous vehicles and mobility as a service. The division leads the department in achieving a safe and efficient transportation network by managing the department's data and data-driven decision making. The division also leads multi-agency partnerships and proactively pursues innovative opportunities to implement transformative ideas across the transportation network.

The Children's Advocacy Center Therapy & Forensic Interviewing

FY21 Funded: \$63,700

NEW OFFER

The Children's Advocacy Center (CAC) provides a comprehensive path to healing for children who are victims of child sexual abuse. The CAC is the only agency in Chattanooga that provides a safe place for children to tell their stories and receive treatment for the after-effects of abuse. The CAC serves between 500-800 children annually. The CAC coordinates investigations of child sexual abuse working with the Chattanooga Police Department (CPD), the Department of Children's Services (DCS), and the District Attorney's Office. The CAC is the largest onsite partner at the Family Justice Center and that partnership supports families throughout Chattanooga to receive services at one location. Being co-located with the CPD, Special Victims Unit allows for robust collaboration which results in quicker, complete services to families. A cornerstone of the CAC's 2019-2021 Strategic Plan to continue to provide CPD to hold perpetrators accountable. The funding from the City would not only support services for victims, but it would support CAC's ability to coordinate a team that would help to take perpetrators off the streets. Another service that continues to expand with the CAC partnership with CPD is forensic interviews (FI) for children who are witnesses or victims of violent crimes. The CAC experts who speak to a child help CPD gather evidence.

Community and Department Support Services Bureau (Chattanooga Police Department)

FY21 Funded: \$523,659

FY20 Funded: \$635,597

This bureau continues to expand the scope of community service and department support. We have added another officer to the bureau and trained about 15 sergeants in peer support advocacy. We continue to look for ways to continue this training, as donations are rapidly diminishing. This bureau reaches out to our community in many ways: Citizens' Police Academy, Police Explorers, Neighborhood Watch, Community/Police Interaction Committee (CPIC), National Night Out, Riverbend and, most recently, reaching out to our elders for safety education. We have expanded our outreach to the department, implementing our Peer Support Unit. We continue to work with Human Resources to hire a full-time mental health provider to be on-site, when needed. Peer support is among best practices for a mid-size agency such as ours. We continue to try and move to a holistic approach, focusing on the "whole" well-being of the officer: physical, emotional, mental and spiritual. Our Victim Services Unit and Volunteer Chaplains are included in the bureau, as well.

Family Justice Center (Youth & Family Development)

FY21 Funded: \$691,944

FY20 Funded: \$669,598

The Family Justice Center is requesting for the 2021 Fiscal Year \$832,600. The Family Justice Center will use said funds to continue to provide the citizens of Chattanooga and Hamilton County, in coordination with the Chattanooga Police Department, services related but not limited to victims of Domestic Violence. These services include prevention, education, awareness, and direct services to victims of domestic violence. The services would be centered on intimate partner violence as well as elder abuse. The Family Justice Center is requesting an increase from FY2020 of \$84,638 to add one Intervention Specialist to the adult program and one Intervention Specialist to the youth program. The intervention specialist for the youth will continue to provide an evidence based, trauma-informed curriculum for at-risk youth identified through the schools as well as referrals from Juvenile Court. At-risk youth would be students who are in danger of not graduating, behavioral problems, victims of abuse or impacted by trauma, and at-risk of gang involvement. The adult program helps adults who have been formerly incarcerated find employment, housing, and avoid recidivism. The increase also includes a part-time client services supervisor who is grant funded until June 30, 2020. Out of the \$832,600, \$5,000 will be specifically for client services such as bus vouchers, hotels for emergency scenarios when shelters are full, food, and other emergency needs of clients who are in crisis and/or lethality of situation is high.

Fire Administration

FY21 Funded: \$993,570

FY20 Funded: \$1,014,343

This offer is being made for the basic and essential operating costs of the department's leadership and administrative staff, as well as the CFD Administration building, equipment, and necessary lease vehicles. As the second of the CFD's six core offers, this offer requests funding for the sworn positions of Fire Chief, Executive Deputy Chief, and Safety Chief, as well as the civilian positions that manage the administrative functions of the department. These positions provide for not only the core business functions of the department, but also the leadership to guide the department toward the Mayor's initiatives and goals, to guide vision and values, and to support the CFD's mission: Lead - Serve - Train.

Success will be measured by the Fire Chief's ability to prudently use taxpayer funding by remaining in budget while at the same time providing the resources needed for the CFD to perform life-saving and property-conserving service. This offer also seeks to increase administrative capacity with the addition of a Fiscal Technician, a Research and Planning Officer, as well as a Community Outreach and Recruitment Coordinator. The Fiscal Technician increases the department's duty toward fiscal responsibility and compliance, but more importantly provides opportunity for someone to learn budget and accounts payable duties. The two sworn positions would offer invaluable opportunity to not only provide increased project

management and community engagement, but also provides the vital opportunity for sworn personnel to learn administrative functions toward succession planning. Finally, this offer includes funding to increase the sworn pay plan.

Fire Logistics Division

FY21 Funded: \$1,322,980

FY20 Funded: \$1,434,611

This offer is being made for the department's Fire Logistics Division. As the fifth of the CFD's six core offers, this offer includes personnel, position support, and operating expenses pertinent to this division's basic and essential functions. The overall purpose of this division is to logistically support the department's duties for each of its divisions. The department's best asset is, without question, its people. However, without apparatus, stations, equipment, and supplies, there would be little our personnel could do in their respective duties to save life and protect property. This offer puts the tools into their capable and skilled hands. The operating funds requested provide for many logistical and supportive functions, including oversight of apparatus purchasing and maintenance, inventory and dissemination of all emergency equipment and station supplies, all department construction and building maintenance projects, the purchasing and ordering processes, and oversight of all technology component replacement and advancement. The Logistics Chief also performs internal surveying to ensure the supply service is efficient and effective. While these functions lack the luster of emergency response work, these functions are vital to the department's mission to keep our citizens safe.

Fire Operations Division

FY21 Funded: \$41,607,312

FY20 Funded: \$42,319,194

This offer is at the fundamental core of the service the Chattanooga Fire Department (CFD) provides our community. While the department works hard to prevent fire, it remains ready to respond to and mitigate all incidents 24/7/365. As the first of the CFD's six core offers, this offer is requested to continue to fund the basic and essential costs of the Operations Division, including operational costs associated with personnel, apparatus, equipment, vehicles, and fire stations. This year the CFD responded to almost 20,000 emergencies and calls for service. Since 2015, that is more than a 15% increase! Of those incidents, there were structure fires, rescues, EMS emergencies, and other calls for service. The CFD is driven by the needs of the community. Life safety is always most important and our men and women put themselves in harm's way on a daily basis to save lives. This division also seeks to conserve property and minimize the impact of fire on a home or commercial building. In FY19, the CFD saved over \$130 million in property! The Fire Operations Division is also the primary reason the department has an Insurance Services Office (ISO) rating of 1! Regardless of the emergency type, the citizens and guests of our great city have a reasonable expectation that the CFD will respond safely, efficiently, and effectively to what is likely one of the worst days of their lives. That is exactly what we do every day, all day.

Fire Prevention Bureau

FY21 Funded: \$1,703,196

FY20 Funded: \$1,630,888

This offer, along with other offers incorporating response to mitigate emergencies, is at the fundamental core of the service the CFD provides Chattanooga. The best fire is the one that does not happen or is minimized because of quality fire code enforcement or public education. As the third of the CFD's six core offers, this offer requests to continue to fund the Fire Prevention Bureau (FPB), also referred to as the Fire Marshal's Office, to maintain fire prevention activity toward the reduction of structure fires or minimizing impact when a fire does occur. The FPB is comprised of Fire Code Enforcement (or Fire Inspection), Public Education, and Fire Investigation divisions. Each of these perform invaluable jobs in preventing fires by plans review, fire code enforcement, public education, and removing arsonists from the streets. With a relatively small staff in each of these divisions, the FPB is the primary proactive arm of the department. This year's offer seeks to increase the FPB with two personnel. Due to the explosion of new construction, many businesses, apartment complexes, industrial facilities, and other existing occupancies cannot be inspected on an annual basis. Some of these occupancies have not been inspected in several years due to the lack of capacity in the FPB and the additions to this offer seek to improve the division's impact on existing occupancies. In particular, the FPB seeks to increase inspections on existing multi-family dwellings (apartments).

Fire Training Division

FY21 Funded: \$899,281

FY20 Funded: \$878,583

This offer seeks to ensure that CFD responders remain highly skilled to perform efficient and effective emergency response. The primary reason the department's best assets are its people is because of the outstanding work of the Training Division. This division provides training ranging from academy fundamentals to advanced technical rescue. The Training Staff are responsible for administering required annual State In-Service training, daily station school curriculum, multi-company drills, apparatus driver/operator training, company officer development, and many other functional training classes. As the sixth of the CFD's core offers, it includes personnel, position support, and operating expenses pertinent to this division's essential functions. Success in this division is ultimately measured by the competence and capability of CFD personnel. While difficult to quantify, the efficient, effective, and safe practices of an excellent response are a direct result of experiential training. As part of this offer, the department also seeks to increase outside training. While local training is good, there are many opportunities beyond our region to expand knowledge and understanding of principles and best practices. Most of these opportunities would be provided to the company level officer to develop and enhance skills, competencies, and capabilities, but also includes a small amount of funding for executive level training for the department's chief officers. Also, due to the overwhelming

volume of training that occurs, this offer also includes the addition of one Fire Training Instructor, as well as an incentive program to include supplemental pay for "Shift Instructors" who engage in formal training events.

Intensive Criminal Justice Case Management (Johnson Mental Health Center)

FY21 Funded: \$58,800

FY20 Funded: \$60,000

The Intensive Criminal Justice Case Management Program (ICJCM) will promote Safer Streets by engaging individuals with mental illness, substance abuse disorders, or those who have co-occurring disorders, and a history of criminal justice system involvement. Individuals will be provided with comprehensive services to treat a variety of problems, which may affect their participation in criminal activity. The goals of the program are to provide appropriate treatment and support, to reduce criminal activity and to increase community tenure. By reducing the amount of criminal activity, jail time and re-incarceration, we further the Mayor's goal of having Safer Streets for our citizens. Individuals who have been incarcerated or who are at risk for re-incarceration will be served in this program. Johnson Mental Health Center will work with Chattanooga Police Department, The Family Justice Center, Mental Health Court, Probation and Parole and other community programs. The case manager will assist individuals with receiving mental health treatment, housing, substance abuse treatment, employment services, access to benefits, and medical services. As individuals become stable, crimes will be reduced, city streets will become safer, and costs to the city will be reduced. The goal of these programs is to provide earlier intervention and more comprehensive aftercare and follow up. The philosophy of providing the most intense treatment, combined with the ICJCM and other community programs working together, the goals of increasing the safety of Chattanooga's citizens and improve the overall quality of life in our city through development of safer streets can be realized.

Investigative Services Division 1 (Chattanooga Police Department)

FY21 Funded: \$8,700,236

FY20 Funded: \$8,737,983

The Investigative Services Division 1 (H00603 & H00601) is one of two offers, along with Investigative Services Division 2, responsible for conducting criminal investigations of crimes reported to have occurred within the City of Chattanooga. Investigative Services 1 consists of two subdivisions, the Organized Crimes Division and the Violent Crimes Division (sworn). Investigative Services Division 1 (H00603) when fully staffed consists of one (1) Captain, two (2) Lieutenants, eleven (11) Sergeants, fifty three (53) Investigators, and ten (10) Professional Staff personnel. Investigative Services Division 1/Federal Task Force (H00601) when fully staffed consists of one (1) Assistant Chief, one (1) Sergeant, six (6) Investigators, and one (1) Professional Staff personnel. The Federal Task Force (H00601) consists of several sworn officers who are a liaison for the Chattanooga Police Department (CPD) and its federal partners. Specifically, CPD Officers are assigned to the Drug Enforcement Agency (DEA), Federal

Bureau of Investigation (FBI), Bureau of Alcohol Tobacco and Firearms (ATF), and the Joint Terrorism Taskforce (JTTF). There are a total of 75 sworn positions and 11 professional staff positions budgeted in Investigative Services Division 1 (H00603 & H00601). This offer seeks to fund salaries, benefits, uniform allowances, longevity pay for all personnel, funding for support services equipment, training, and ancillary services.

Investigative Services Division 2 (Chattanooga Police Department)

FY21 Funded: \$5,219,039

FY20 Funded: \$4,529,638

The Police Investigative Services Division 2 is one of two offers, along with Investigative Services Division 1, responsible for conducting criminal investigations of crimes reported to have occurred within the City of Chattanooga. Investigative Services 2 consists of two subdivisions, the Property Crimes Unit and the Family Justice Center Unit (sworn). The Property Crimes Unit investigates cases involving Burglary, Robbery, Auto Crimes, major thefts, and Pawn violations. The Family Justice Center Unit investigates Domestic Violence, Sex Crimes, Missing Persons, and Juvenile crime matters. There are a total of 44 sworn and 4 professional staff personnel budgeted in Investigations 2 (1 - Captain, 2 - Lieutenants, 5 - Sergeants, 36 - investigators). This offer seeks to fund salaries, benefits, uniform allowances, longevity pay for all personnel, funding for support services equipment, training, and ancillary services for the unit. If funded, the personnel assigned to Investigations Division 2 will continue their work to investigate reported crimes which fall within their investigative responsibility. Investigators will be responsive to victims of crime. They will also be proactive in confronting and reducing incidents of property crime. Outcomes will be the successful arrest and prosecution of offenders who perpetrate these types of crimes against citizens of Chattanooga.

McKamey Animal Services (The Animal Care Trust)

FY21 Funded: \$1,777,000

FY20 Funded: \$1,777,000

The Animal Care Trust dba McKamey Animal Center provides shelter, veterinary care and adoption to 6300 animals annually from the City of Chattanooga. McKamey's mission is "Saving Animals. Helping people." We provide protection to its citizens from animals who are nuisances and pose a threat to public safety. We also protect animals from neglect, abuse and exploitation; we advocate for their welfare and work to reduce the unwanted pet population through an effective spay and neuter program; and educate our citizens toward an awareness and compassion for all living beings.

McKamey Animal Center conducts a number of vital programs including a homeless project, pet vaccination clinics to low income residents, safety net programs, literacy programs in schools and door to door outreach. All this--in an effort to assist the human populations of Chattanooga in regards to homelessness, domestic violence, literacy and child abuse. McKamey services an additional 9,000 animals who never enter the shelter as a result of these programs.

Mitchell Home (Helen Ross McNabb Center)

FY21 Funded: \$17,000

FY20 Funded: \$17,000

According to the US Interagency Council on Homelessness, In 2018 Tennessee had an estimated 7,883 experiencing homelessness on any given day, as reported by Continuums of Care to the U.S. Department of Housing and Urban Development (HUD). Of that Total, 1,663 were individuals experiencing chronic homelessness. According to the Chattanooga Interagency on Homelessness numbers show there were 322 chronically homeless people in 2018, out of a total of 623 homeless here in Chattanooga. The Chattanooga Point In Time report indicates in the last calendar year there were 283 unsheltered adults in the city of Chattanooga. As verified with national and local data, 30% of homeless adults experience a chronic and severe mental health issue. Many of these individuals struggle with accessing housing due to histories of past convictions, unpaid utility and other expenses, criminal histories and insufficient income. Mitchell home provides 12 supportive housing beds, which ensures not only shelter for 12 adults with significant and chronic mental health issues but also provides support focused on daily living activities (medication compliance, hygiene practices etc) and increasing coping skills. Residents are referred to HRMC Mitchell home by the local homeless services (community kitchen, salvation army, rescue mission) as well as local emergency rooms, jails, courts and inpatient psychiatric hospitals. This level of housing reduces the expenses on all of those referral sources as well as local law enforcement.

Neighborhood Policing Bureau (Chattanooga Police Department)

FY21 Funded: \$28,134,961

FY20 Funded: \$29,094,382

Neighborhood Policing Bureau provides all uniformed patrol response to calls for service and provides Community Policing and Problem-Oriented Policing services. This Bureau of the Police Department falls under the operational responsibility of Assistant Chief Glenn Scruggs. Chattanooga's Mayor, Andy Berke, has consistently supported public safety as his number one concern and, in particular, violent crime. Preventing, interdicting, and solving crimes begins with uniformed patrol, the backbone of any police department. There are currently 248 sworn officers assigned to the Neighborhood Policing Bureau. This level of officer staffing is necessary to maintain the degree of police services that our citizens and visitors to our city expect. We also need this level of staffing to keep pace with the expansion in size and population of Chattanooga, and to follow through with our commitment to Community Oriented Policing. These goals can only be accomplished through deliberate and professional interactions with our community members. The officers that are assigned to the Gun Crimes Response Teams will be tasked as 3-man units (a team for each of the 3 sectors under our jurisdiction). These specially tasked officers will focus on following up on any gun/weapons related issues within their assigned sectors.

Office of Chief of Police

FY21 Funded: \$2,790,183

FY20 Funded: \$3,025,565

This offer funds all operating expenses related to extended operations and day to day operations for the personnel, salaries, benefits to include sworn, non-sworn personnel assigned to the command for the Office of the Chief of Police, including Professional Standards, Internal Affairs, Accreditation and Grants Management, and Police Information Office/Communications.

Police Facilities

FY21 Funded: \$6,062,829

FY20 Funded: \$7,157,269

The management of all police facilities including the Police Service Center, the Firing Range, the Police Training Academy, the Police Annex and the East 11th Street Police Station. The Facilities staff performs minor repairs, replacement of equipment, general upkeep and daily management of our operational requirements. The offer funds the daily upkeep and management of the Police Department Fleet which is critical to their ability to police neighborhoods / emergency response effectively.

Rape Crisis Center (Partnership for Families, Children and Adults, Inc.)

FY21 Funded: \$63,700

FY20 Funded: \$65,000

Partnership's Rape Crisis Center provides forensic exams and counseling to sexual assault survivors. Working closely with law enforcement, the forensic exams and their secured storage are essential in the identification and prosecution of rapists.

Real Time Intelligence Center (RTIC) (Chattanooga Police Department)

FY21 Funded: \$1,623,146

FY20 Funded: \$2,069,531

This offer is to maintain current personnel staffing and technological capabilities of the Real Time Intelligence Center (RTIC) for the Chattanooga Police Department. The RTIC is a major initiative by the Mayor and Chattanooga Police Department to help keep people safe by reducing violent crime in our communities through video surveillance and evidence collection. The successful implementation of the Real Time Intelligence Center means police have the tools, technology, and data needed to respond quickly to community needs, and successfully prosecute violent aggressors. The RTIC has three major components: Public Safety Cameras, Crime Analysis Unit, and Real Time Data through the use of a variety of technologies. The RTIC is composed of the Technology Unit managed by 1 Sergeant, 1 Officer, 1 RTIC Systems Technician and 1 Administrative Assistant, as well as the Crime Analysis Unit, which consists of

1 Crime Analyst Supervisor and 4 Crime Analysts. Both units within the RTIC are managed by 1 Lieutenant. Part of the increase for this year is for continued training for RTIC personnel. Training is a vital part of furthering the RTIC mission. It is essential that RTIC Personnel stay up to date on technological and analytical techniques in order to be effective.

Special Operations Division (Fire Department)

FY21 Funded: \$411,690

FY20 Funded: \$427,654

This offer, along with the offers for the Operations Division and Fire Prevention Bureau, is at the fundamental core of the service the CFD provides Chattanooga. As the fourth of the CFD's six core offers, this offer for the Special Operations Division requests funding for the personnel, position support, and operating expenses pertinent to this division's basic and essential functions. Currently, the three highly capable employees in this division provide response expertise involving hazardous materials, water-related emergencies, large-scale incidents, or any of the technical rescue disciplines (vehicle extrication, machinery extrication, rope, confined space, structural collapse, and trench). They also are vital for the emergency response and planning for an increasing number of special events in the Chattanooga area (Riverbend, Moon River Festival, IronMan, Head of the Hooch, and many more public events), in which monitoring must take place for festival-goer safety. Their duties also include working alongside the Training Division to provide initial and recurring training for employees to develop hazardous materials and technical response skills. Chattanooga citizens and guests have a reasonable expectation for the fire department to be able to respond to these technical emergencies. These types of emergencies are what's referred to as "low-frequency/high-risk", in which training, expertise, and experience are vital to mitigate these scenes as safely, efficiently, and effectively as possible. Due to the technical nature and increasing needs for these calls, this offer includes the addition of one Special Operations Officer to assist with the response, event planning, and training workload.

Special Operations and Budget/Finance Bureau (Chattanooga Police Department)

FY21 Funded: \$5,447,456

FY20 Funded: \$5,759,126

The Special Operations Bureau (SpecOps) of the Chattanooga Police Department (CPD) is an integral part of our organization. This Bureau consists of officers that staff the units within the Special Operations Bureau. SpecOps also manages ancillary duties performed by officers assigned to patrol or other bureaus. This Bureau also recruits and trains new officers (Mandated Training). SpecOps officers work diligently to provide support for fellow patrol officers, develop strategies to maintain safe streets, supplement the city's growing economy and support strong students (Minority Internship Program) and families, all while being a part of a high-performing city government.

Smarter Students, Stronger Families

A. Results Area Summary

Chattanooga succeeds when families are supported and all children can learn and thrive in healthy, safe, nurturing environments. The Smarter Students, Stronger Families results area funds the programs, policies, and initiatives that create these support systems and positive environments, which include their homes, neighborhoods, and after-school locations. Specific investments will be directed to early childhood education and services for individuals of all ages with disabilities, as well as improving the lives of people who have been subject to violence, abuse, or other adverse childhood experiences (ACEs). When the City equips youth and families with the resources to succeed, we create productive citizens who have the agency and resources to create the lives they want.

B. Funded Offers

2-1-1 Coordinating Calls and Resource Services (United Way of Greater Chattanooga)

FY21 Funded: \$35,000

FY21 Funded: \$35,000

This offer from United Way of Greater Chattanooga (UWGC) is threefold: it targets a strong partnership between UWGC 211 Information and Referral Center and the City's Office of Family Empowerment (OFE); it addresses needs identified by the Chattanooga Interagency Homelessness Council on Homelessness (CICH) 2018 Homelessness Action Plan (NEW); and provides support for increased data collection/analysis. At the specific request of the City's OFE, this Offer requests funding for the continued placement of a Community Resource Specialist (CRS) in the OFE waiting area to provide citizens with information and need-based referral services. The CRS will provide in-person services and track referrals and services offered to reduce any duplication of resources from other agencies. Furthermore, in order for UWGC 211 to provide up-to-date resource information for the community, we are requesting additional operational funding that will ensure the UWGC 211 resource directory is updated consistently and new resources are identified and entered to help address community needs. Through the data gathered by UWGC 211, UWGC has provided significant data support to the OFE, as requested, to help identify issues that impact City resident services and needs. All contacts made by the UWGC 211 Information and Referral Center are entered into the Homeless Management Information System (HMIS) Service Point database, where the data is collected and analyzed for ongoing quality improvement.

Baby University (Signal Centers, Inc.)

FY21 Funded: \$700,000

FY20 Funded: \$750,000

Without a successful start to school and life, children fall behind before Kindergarten and likely remain behind, making them at greater risk for drop-out, teen pregnancy, lower incomes, unstable housing, and an unstable workforce. It is imperative that essential developmental milestones be reached, leading to lifelong success. Baby University partners with parents to ensure babies and young children's earliest needs are met. Measurements include: babies born at healthy birth weights; children meeting developmental milestones; no babies dying before their first birthdays; parents who are students in middle and high school staying in school, graduating on time, and delaying additional pregnancies until post-graduation; meeting needs for items including car seats and furniture; improving employment; and improving housing.

Baby University targets individuals in the following zip codes: 37404, 37407, 37410, and 37411. The schools we work with within our target area are The Howard School, Brainerd High School, Orchard Knob Middle, East Lake Academy, East Lake Elementary, East Side Elementary, Chattanooga Girls Leadership Academy, and Clifton Hills Elementary. We will continue to meet our goals, providing services in English and Spanish, through intensive case management for mothers, fathers, teen parents, and children. We have been successful in beginning a fatherhood initiative, and we are asking for additional funding to expand that initiative. The rest of additional funding will go toward collaborating with and expanding Tech Goes Home, especially for Latino families. Baby U will continue to work closely with the Chattanooga Office of Early Learning as well as the numerous community partnerships developed since the program's inception. We will continue collaborating with several local entities to provide needed resources and cross-referrals for Baby U program participants.

Camp Signal (Signal Centers, Inc.)

FY21 Funded: \$40,000

FY20 Funded: \$40,000

Signal Centers desires to serve the community by offering a summer day camp for children with disabilities. With support from the City, this will be year seven of this successful camp. It is our goal to continue to meet the needs of Chattanooga's families by ensuring that the developmental levels of children and youth are maintained or increased. Activities are developmentally-appropriate and aim to lessen summer learning loss and increase independence and skills, all in a fun, camp environment. City of Chattanooga funds would be used for camp scholarships for Chattanooga city residents. First priority for partial and full scholarships will be given to families with financial need. Families who have adults in the home going to school, working, or actively looking for work will also be eligible for scholarships.

There are three camps, based on needs we have seen in our community: 1. Chatter Camp: For elementary-age students who use augmentative communication devices; 2. Vision Academy: For teenage students who are blind or have low vision; 3. Camp Signal: For children age 12 or younger at enrollment.

We will accommodate around 65 children and youth, divided into age-appropriate groups. A few students may want to attend both Chatter Camp and Camp Signal. A sliding fee scale will be used. We will continue to partner with City entities to deliver on-site activities to campers. Campers and their families will have opportunities to form meaningful relationships with each other and access resources they may not have known.

Chattanooga Basketball - Education Through Athletics

FY21 Funded: \$90,000

FY20 Funded: \$100,000

Chattanooga Basketball is an educational program that uses competitive basketball as a hook for student participation in literacy initiatives, life skills classes, and parent education with the ultimate goal of improving the lives of area student-athletes and their families through the opportunity to attend and graduate from college. Beginning with elementary school student athletes and continuing through high school, the focus of the program is on reading at or above grade level, exemplary school performance and attendance, and using the sport of basketball for life skills development. The A, B, C's of Chattanooga Basketball are Academics, Basketball, and Character development. The goal is straightforward: all 300 participants will gain admission to post-secondary education, graduate, and become strong contributors to our community.

Chattanooga Basketball has student athletes from virtually every school and neighborhood in Hamilton County and the surrounding area. Students practice regularly at Youth and Family Development Centers, attend literacy and tutoring sessions, and travel to tournaments around the country becoming aware of a world much bigger than the Chattanooga streets. The girls division (Tennessee Xtreme)and the boys division (Chattanooga Elite Basketball) have achieved great success including a 100% high school graduation rate and 99% college attendance rate.

Chattanooga Early Learning Scholarships (United Way of Greater Chattanooga)

FY21 Funded: \$100,000

NEW OFFER

This offer will continue the Chattanooga Early Learning Scholarship program launched in March 2017 as a pilot program that provides supplemental childcare support for those employed or in-college families and adults who are not eligible for other state or community subsidies for childcare. By increasing access to quality childcare for lower to moderate-income households, this offer proposes continuation of this early education benefit to City families with UWGC oversight of the application and reimbursement process for the qualifying families. Impact of the

program includes building stronger and self-sustainable families, as well as preparing children for success in school and life. The program is operated through the United Way of Greater Chattanooga (UWGC) in collaboration with the Chattanooga Department of Youth and Family Development through the Office of Early Learning. It also has the support of the early childhood coalition of Chattanooga 2.0, (Early Matters Coalition), which includes over 40 local organizations and early education partners.

Targeted activities of this grant include implementation of community outreach activities, parent engagement strategies, participant application and contractual procedures, scholarship reimbursement, program reporting, and administrative support. These activities align with the overall Chattanooga 2.0 community goals, and early education strategies, the Mayor's Council on Women initiative, and the Office of Early Learning, which specifically addresses Mayor Berke's priority area for improving early education and increasing family stability.

Chattanooga Mentoring Collective (United Way of Greater Chattanooga)

FY21 Funded: \$25,000

FY20 Funded: \$25,000

This Offer is for support in the evolution of the Chattanooga Mentoring Collective (CMC), launched in 2016. United Way of Greater Chattanooga (UWGC) has used BFO funds to support school and nonprofit partners in their mentoring efforts by providing technology help, assisting in the recruitment and training of mentors to enhance youth development and success in school. While mentors are critical for youth success, partners identified an underlying need for building and expanding the current system of programmatic continuous quality improvement.

Simultaneously, Hamilton County Schools started a pilot of Student Success Planning (SSP) to help coordinate community services that could positively impact student achievement during the 80% of time that youth are out-of-school. The Chattanooga Mentoring Collective will evolve and grow into an out of school time alliance that is being co-facilitated by Chattanooga 2.0 and UWGC to align the SSP tool with out of school time resource and program providers. These programs include the work of Youth and Family Development Centers (YFDs), local nonprofit and community programs, and religious entities.

However, a systemic resource for continuous quality program improvement for many of these partners is necessary to deliver quality programming for youth and to measure progress that will yield 'smarter students and stronger families.' This Offer is for the nationally recognized, evidence-based resource called the Youth Program Quality Intervention (YPQI) developed by the Weikart Center at the Forum for Youth Investment. Program activities will involve the evaluation process and nationally approved and certified training, for local youth service providers, and the development of improvement strategies for creating and sustaining healthy environments for children and youth. This program includes year-round family engagement opportunities for an identified 8 program sites in the City of Chattanooga.

Chattanooga Zoo: Community Engagement Initiative (Friends of the Zoo, Inc.)

FY21 Funded: \$20,000

FY20 Funded: \$20,000

The Chattanooga Zoo's Community Engagement Initiative seeks to leverage the unique resources of the Zoo to inspire and engage target populations of Chattanooga citizens including the special needs community, the Latino population, and senior citizens. This initiative incorporates programs including Dreamnight, Camp ZooAbility, GoFest!, and our Senior Safari outreach program as well as our partnerships with institutions such as La Paz. These programs provide recreational and educational opportunities while also promoting family time.

Dreamnight- welcomes all with chronic illnesses, disabilities, or special needs along with their families or caregivers for free nights at the Zoo. These provide the opportunity for learning and recreation with other families who understand unique needs.

Camp ZooAbility - summer camp for individuals with special needs. A partnership with the city's Therapeutic Recreation division, the Zoo hosts this camp for 2 weeks during the summer.

GoFest! - in conjunction with the Mayor's office, this event is for disability resource awareness.

Senior Safari outreach - Zoo staff visit senior organizations to provide enriching, educational content and live animal interactions. Kulture City certification - Sensory Inclusive certification in 2019 has placed sensory signage around the Zoo & also provides sensory bags to guests who request them. La Paz partnership - offered a 10% discount on general admission May through July and a 15% discount on any membership level August through October.

Chattanooga Zoo: Management Contract (Public Works Department)

FY21 Funded: \$675,000

FY20 Funded: \$675,000

City of Chattanooga annual appropriation to the Friends of the Zoo, Inc. in support of the operation of the Chattanooga Zoo. The Chattanooga Zoo has been managed by Friends of the Zoo since 2010. Provided to FOZ under a management contract, the city funding allows the Chattanooga Zoo to remain an efficient and affordable community resource that will build smarter students and stronger families on a daily basis through its varied conservation and education programs; help to build stronger neighborhoods through its main goal of being a resource to the local community and provide needed education, recreation, and conservation. contribute to safer streets for our community through youth programs focused on jobs, volunteer opportunities, and mentoring; and grow the local economy by providing a place to work and a place to invest and grow.

Early Childhood STEAM Academy (Creative Discovery Museum)

FY21 Funded: \$20,000

FY20 Funded: \$25,000

Creative Discovery Museum (CDM) seeks to empower early childhood teachers to incorporate STEAM (Science, Technology, Education, Art, Math) education into their everyday curriculum. Early childhood educators are least confident about teaching science, yet STEAM activities are a critical part of early childhood experiences. There is a need for more content focused professional development opportunities for early childhood teachers, particularly training for STEAM. CDM will offer an Early Childhood STEAM Academy serving 20 Early Head Start, Head Start and community-based providers annually in best practices for early childhood STEAM education. Participants will attend 10 professional development workshops focused on a specific area of early childhood STEAM and will observe CDM teachers as they present model STEAM lessons at various sites. Following each workshop, participants will teach lessons at their sites using the concepts presented at the monthly workshop and offer a follow-up report to their cohort the next month. Monthly reports will evaluate the program's effectiveness. Participants will complete a final project before graduating from the Academy. An estimated 600 children will benefit directly from the Academy in year two, with this number growing exponentially over time.

Enhancing Communication, Enriching Lives (The Speech and Hearing Center)

FY21 Funded: \$67,700

FY20 Funded: \$67,700

Those with speech language, physical health and hearing challenges will be healthy and prepared for learning and will perform better in school. Adults will be able to stay in the workplace, be active in the community and have improved life quality.

Entrepreneurship Training for Chattanooga Youth (LAUNCH)

FY21 Funded: \$27,500

NEW OFFER

The LAUNCHing Bright Ideas Entrepreneurship Program, in partnership with Hamilton County Department of Education and The City of Chattanooga Youth and Family Development, empowers underserved students through entrepreneurship education and a simulated startup experience. In each of the schools or YFD centers served by our program, students work in small groups to conceive of a business idea and create a simple business plan. Classes and workshops are offered during the school day or after school in partnership with local inner-city high schools and YFD centers, taught by LAUNCH facilitators. Throughout the semester, each student group completes a business plan, creates a prototype and prepares a professional pitch. The culmination of the program is 'Pitch It,' where students compete by pitching their small business ideas to a panel of local judges. The winning team is awarded a prize package of technology to help further their education, as well as a small cash prize. Through this program, students gain business knowledge as well as skills in leadership, teamwork, public speaking, critical thinking, and problem solving, creating a talent pipeline for future leaders that will impact the city.

Over the past 8 years, LAUNCH has served 9 local schools as well as local YFD centers; in FY2021 we will focus on deepening our work through a partnership with Hamilton County's Future Ready Institutes. The leadership at Brainerd High School's Institute of Entrepreneurship reached out to LAUNCH requesting support, leading us to create a program that integrates LAUNCH's hands-on learning program into their required course of study.

Expansion of Early Literacy Bookworm Club for 4th & 5th Grade (Girls Inc.)

FY21 Funded: \$45,000

NEW OFFER

"According to Chattanooga 2.0, research shows reading proficiency by third grade is the single most important predictor of high school graduation and career success, however, only 37% of kids across Hamilton County are reading at or above grade level. With 89% of girls participating in the Bookworm Club reading at or above grade level, Girls Inc. provides a proven literacy solution that (1) encourages an understanding of the importance of reading as an everyday life skill and (2) prepares our girls to be on grade reading level by the time they leave third grade. Girls Inc. also recognizes a critical need for literacy enrichment programs beyond 3rd grade. Girls Inc. Club LIT(eracy) provides a continuum for girls in 4th and 5th grade, building on their verbal and written communication skills, and promoting a love for reading through comprehension and fluency activities. Combined, the expansion of these programs will engage over sixty girls twice per week after school. Performance is measured through literacy and reading comprehension evaluation tools.

While literacy is the main focus, Girls Inc. also prioritizes teaching critical life skills while also ensuring the social-emotional needs of the girls are being met. Collaborative partnerships with UTC, Chattanooga State, TVA, UNUM, and others to ensure that volunteers and mentors maximize the girl's experience. This funding will support the continuation of the successful afterschool programs at Shepherd and South Chattanooga YFDCs, as well as the center-based site located on Brainerd Road, AND the addition of 24 girls at East Ridge Elementary.

Girls Inc. Summer Camps With Transportation

FY21 Funded: \$16,000

NEW OFFER

Research shows that access to quality and affordable summer learning programs is a struggle for many low-income families. The YFDCs provide a safe, low-cost place for kids to go in the summer, but many YFDC sites reach capacity quickly and families are put on waiting lists. Girls Inc. (GIC) understands that cost is often a determining factor for many hard-working families when choosing where to send their girls. GIC proposes a solution by offering to waive summer camp fees for girls on the waiting lists whose families who can't afford to pay. GIC understands that transportation can also be a barrier and is committed to providing transportation options for families that need it. GIC will provide STEM and other themed summer camps at the center for

up to 98 girls. Curriculums ensure the academic focus supports the girls' school-based learning, critical life skills are taught, and the social-emotional needs of the girls are being met. Each curriculum is designed to increase a girl's knowledge, teach a new skill, and improve attitudes and behaviors, each being measured in pre & post testing. Collaborative partnerships with UTC, Chattanooga State, TVA, UNUM, and others ensure that interactive activities, field trips, and mentors maximize the girls' experience. These programs have long-term community impact: they help close the achievement gap that exists between girls from low-income families and their more affluent peers and girls will perform better academically, be more confident, and will be equipped with the life skills needed to navigate gender, economic and social barriers.

Human Services Administration (YFD Social Services)

FY21 Funded: \$1,334,643

FY20 Funded: \$1,334,643

The Department of Youth and Family Development's (YFD) Social Services division provides the administrative and oversight support necessary to operate federal and state grant funded programs. The programs housed under the Human Services Division provide services to young children, youth, economically disadvantaged citizens, seniors and those experiencing crisis. In totality, these programs provide support for those in our community wanting to increase their economic well being, become more socially and civically engaged, and to bring about household stability. Programs include: Head Start and Early Head Start, and Early Head Start Child Care Partnership (HS/EHS/EHS-CCP); Office of Family Empowerment (OFE); and the Foster Grandparent Program (FGP).

Grant funding provided under these programs totals include outputs of: 998 children served through Early Head Start, Head Start, and Early-Head Start Child Care Partnership, over 5000 families served through Community Services Block Grant (CSBG), Low Income Home Energy Assistance Program (LIHEAP), Emergency Food & Shelter Program (EFSP); and over 200 children directly impacted by the Foster Grandparent Program (FGP). These outcomes are generated through local, state, and federal funding of over \$20M. In FY 2021 this offer will show an increase in requested allocations to provide funding for economic mobility efforts in OFE, and to accommodate a decrease in space charges and other income generated at the 12th St YFD Administration building as our Department has become more fully unified in operations.

Indigent Mental Health Care (Helen Ross McNabb Center)

FY21 Funded: \$10,000

FY20 Funded: \$10,000

According to the 2019 Kids Count report, Tennessee's youth are not performing academically up to national expectations. Despite improvement the need continues reflected by 67% of 4th

graders not reading on grade level, 70% of 8th graders not proficient in math, 21% reside in poverty and 28% reside with parents who lack secure employment. One in four individuals will need mental health services and 8.2 % of those individuals report significant mental distress. Up to 14% of youth with mental health needs may miss between 18-22 days of school and receive grades of D's and F's. Many youth and families remain un or underinsured which prevents them from accessing mental health services. Untreated mental health concerns strain the individual, family and community. The Indigent Mental health Treatment program offers a holistic approach to combating mental illness by providing those without medical coverage or with limited coverage plans needed services to improve attendance, raise academic performance and allow students to pursue academic and career goals. The program has been altered specifically focused in breaking down the barrier of transportation to provide services to children and families closer to their home. Services are provided at East Lake Courts in a partnership between HRMC and Chattanooga Housing Authority. Services are also offered at Dogwood Manor to reach those over the age of 55 who also struggle with transportation barriers. Offices are provided at each CHA property and can be accessed by others residing in the community close to these two locations. This community based approach responds to the need to reduce the stigma of accessing services and making resources readily available to those most in need.

Inspiring the Youth through Arts, Culture and History (Bessie Smith Cultural Center)

FY21 Funded: \$30,000

NEW OFFER

Intrinsically linked to creativity and modern innovation, small museums and cultural centers must move beyond the walls of tradition to stay relevant and maintain sustainability. Not only are they "expected" to preserve their collections, but also to creatively engage and impact six (6) generations of visitors (The Greatest Generation, Silent Generation, Baby Boomers, Gen X, Gen Y, and Gen Z) in a meaningful and memorable way. The remaining status quo is no longer an option for even the smallest museum. And, an education platform geared to learning styles and content relevant for each generation must be embedded into the mission of the museum. Museums must explore partnerships and collaborative opportunities that allow them to not only invite local student participation but also provide how to achieve that involvement.

The Bessie Smith Cultural Center provides historic preservation, education, art, entertainment and community events that appeal to people of all ages, races, and ethnicities: Offering culturally specific programs that engage the participation of both parents and youth ; Providing culturally relevant educational opportunities and activities for students in Hamilton County; Partner with other organizations that allow youth to express their creativity, learn from professional artists and build lasting relationships with their peers while creating art.

The Bessie Smith Cultural Center's potential for revitalization demands a commitment to innovate programming and hire technical and creative professionals to lead the creative process. With potential funding from the City of Chattanooga, the Bessie Smith Cultural Center

will be able to modernize and innovate its programming as well as hire a full-time Education Program Coordinator.

Investing in the Education of At-Risk Children (Chambliss Center for Children)

FY21 Funded: \$350,000

FY20 Funded: \$350,000

We are requesting your help to provide high-quality early childhood education to at-risk children throughout our community. In addition to our main campus in Brainerd and our five sites located throughout the City, we are also planning two expansion projects for the next year. One of those will be right here on our main campus (District 5), and the other will be outside Eastgate mall (District 6). The two projects will increase the number of children that we can serve by approximately 190 children with 40 additional staff members.

It is impossible for low-income families to pay for the actual cost of high-quality early childhood education and still be able to afford food, shelter, and transportation. This puts quality childcare out of reach for many of our citizens which is often a barrier to employment and to self-sufficiency. Additionally, through early education and care, we can equip children with the skills they need to succeed in school and in life. The positive outcomes are countless! We look forward to working together in making sure ALL children in our great city have access to high-quality early learning.

Latino Family Resource Center (La Paz Chattanooga)

FY21 Funded: \$49,000

FY20 Funded: \$25,000

In FY 2015, La Paz Chattanooga established the area's first Latino Family Resource Center in partnership with the Office of Multicultural Affairs to focus on empowering Latinx families in Chattanooga. Since opening, the FRC has improved the quality of life for the city's fastest growing demographic by removing barriers and increasing access to resources. The FRC staff provides connections, support and guidance to thousands each year. The center is able to meet immediate needs through culturally and linguistically tailored case management, educational workshops, and trusted information and referrals. Programs include English as a Second Language, Literacy, Citizenship Education, Computer Literacy, and Job Readiness. Further, the staff trains volunteers and interns in best social service practices to increase capacity for the individual, organization and potentially local organizations in need of bilingual/bicultural staff. Through the FRC, La Paz focuses on encouraging clientele to transition from direct services to educational opportunities, self-support and community engagement. The FRC also features a mobile computer lab for individuals looking to complete job applications, online employment training and educational programs. In FY 2021, La Paz is expected to move to a new location at 809 S Willow St. This expansion will increase the FRC to include additional offices, counseling rooms, and a multi-purpose space for events, workshops and information sessions.

Finally, the FRC will serve as a meeting hub for local Latinx grassroots groups to work on community projects and build connections.

Library Operations

FY21 Funded: \$6,791,034

FY20 Funded: \$6,766,034

This request covers the operating costs for the Library and continues to build on our mission of being the community's catalyst for lifelong learning by providing access to books, media, electronic resources, public computers, emerging technologies, professional assistance, and valuable programming regardless of income or status.

We maintain five unique branches that are strategically located throughout the City where we provide access to programs and materials; we also serve as locations for community meetings, job skills training, and classroom instruction. We partner with local community organizations, and support small businesses, startups, and entrepreneurs. We continue to ensure every student enrolled in the Hamilton County School System, regardless of residency, is eligible for a free Library Card.

In FY21 we will greatly increase our ability to deliver on the Library and City missions in unique ways by adding a social work staff member to deliver specialized information services to the underserved system-wide. In opening the Avondale Branch in FY20 we identified a need for an additional full-time staff person to maintain an appropriate staffing level. Lastly, we will add a seasonal, part-time summer intern to the Avondale Branch staff.

Lookout Mountain Conservancy, Howard Intern Program

FY20 Funded: \$12,000

FY20 Funded: \$16,250

Lookout Mountain Conservancy (LMC) is unique in the world of land trusts for utilizing its property to engage alienated urban youth so that they may acquire skills, gain work experience, engage the community, achieve academic excellence, attend and graduate college, and improve their lives. Our goal is simple, yet ambitious: to significantly increase the proportion of our urban youth's high school graduation rates, increase college and technical school admissions, ensure that they have career mobility opportunities, and provide all the necessary intangible skills to become productive citizens within our community. Thus far, in the past seven years, 100% of the Howard School students that were in the program have graduated high school and have gone on to either a four-year university, the military, technical school, or found a job. These students are changing what it means to be a student at The Howard School, and they are often recognized as leaders by their peers and staff at the school.

LMC's Howard Intern Program is solving the problems of low high school retention and graduation rates at The Howard School, low college placement and persistence, and the lack of

jobs for inner city teens, all while keeping the youth occupied and educated, making them poor targets for gang membership.

Office of Early Learning Operations (YFD Recreation)

FY21 Funded: \$316,962

FY20 Funded: \$324,130

The Office of Early Learning (OEL) strengthens families through informed leadership and advocacy; this includes developing programs and policies that are responsive to the needs of the City of Chattanooga's children and families. OEL seeks to partner with families with children 0-5 and those providing services to young children and their families to eliminate the barriers children face to entering school ready to learn.

To achieve this goal, OEL focuses on three priorities: 1. Build a system of quality services informed by and responsive to families and young children; 2. Develop an early learning infrastructure that supports Chattanooga's early learning system; 3. Foster community leadership, commitment, and public investment in early learning.

Within these areas, OEL's FY21 scope of work will include: continue delivering capacity building professional learning for service providers (early learning, YFD staff, library staff, public health providers, etc); provide resources to high quality early learning programs wanting to engage in continuous quality improvement (curriculum, advanced training, specialty training in infant and toddler care, culturally responsive care, resiliency training); increase high quality seats; develop prenatal to three systems alignment and quality improvement initiative; develop and deliver transition to kindergarten supports, build community advocacy for early learning; amplify family voice in early learning through advocacy and storytelling efforts, and continue to evaluation OEL services and systems. In totality, FY21, OEL will focus on working alongside families, community members, and service providers to become partners in building and sustaining high quality, community informed services and systems.

Operation Get Active (Chattanooga Football Club Foundation)

FY21 Funded: \$25,000

FY20 Funded: \$40,000

The mission of the Chattanooga Football Club Foundation is to engage and empower the community through soccer. Our flagship youth program is Operation Get Active (OGA), a health initiative launched in spring 2016 that uses the game of soccer to encourage youth to live active and healthy lifestyles. Since its inception, OGA has served over 3,500 children aged 6-12 from 23 Hamilton County public schools, ten City of Chattanooga Youth and Family Development Centers, nonprofit centers for individuals with disabilities. Most of our program participants come from low-income, urban, and ethnic minority backgrounds. City funding will support OGA programming at 12 YFD centers, impacting at least 700 children via a 7-week summer session.

Led by a minimum of two trained OGA coaches, sessions are an hour and a half long and are held two hours once per week during the summer. For the summer session, we will host an end-of-season tournament at Finley Stadium for the community and our participants.

We will also provide coach training for all participating YFD staff. This training, United Soccer Coaches 4v4, teaches coaches how to provide age-appropriate activities around a 4v4 game structure. Further, new for the upcoming summer is the inclusion of trauma-informed training in partnership with WeCoach, which will equip YFD staff and coaches with the knowledge and techniques to serve as trauma-informed coach-mentors to young people. We look forward to continuing our ongoing, successful partnership with the City of Chattanooga's Department of Youth and Family Development.

Project BASIC (Helen Ross McNabb Center)

FY21 Funded: \$13,760

FY20 Funded: \$15,000

Chattanooga 2.0 and the OppZone Wins initiative continue to strive to increase the number of students in Chattanooga who graduate from high school. This goal can be achieved by addressing children's challenges early on while promoting positive coping skills which lead to improved academic performance. In the course of a school year, children with unidentified mental health issues may miss up to 22 days of school. 14% of Youth with mental health needs receive grades of D's and F's. Best practice guidelines indicate that a person's emotional intelligence has a direct result of success in life. Emotional intelligence can be taught and is the best predictor of a child's future success. Calvin Donaldson Environmental Sciences Academy is one of six elementary schools in the identified Opportunity Zone. Students in this learning community have demonstrated lower academic performance. By implementing the Pyramid model, the evidence based model provided through Project BASIC, children's mental health needs are readily identified and responded to, increasing their ability to focus and perform academically. The model assists children in learning and growing emotionally by targeting social and emotional IQ in the classroom, the child's natural learning environment. Both students and teachers benefit from the curriculum as well as the individual support provided to students and their families. The program's history reveals success in identifying elementary school age children in need of mental health services, linking those children and their families to mental health and social services in the community which results in improved attendance and performance by those receiving services.

Smarter Students Through Arts Education (ArtsBuild)

FY21 Funded: \$41,250

FY20 Funded: \$50,000

As the John F. Kennedy Center for the Performing Arts' Ensuring the Arts for Any Given Child Initiative's 26th site in the nation, ArtsBuild partners with the Department of Youth and Family

Development, Hamilton County Schools, local arts organizations, UTC and the Kennedy Center to provide quality arts experiences for all Chattanooga elementary school students in grades 1-4 and increase student achievement in and through the arts by providing professional development in arts integration instruction strategies to K through 12th grade teachers.

Imagine! (\$50,000). ArtsBuild's Imagine! Initiative provides all Hamilton County Schools elementary students (grades 1-4) opportunities to attend concerts and performances presented by Chattanooga arts organizations. These experiences are strategically organized to increase exposure to the arts and to enhance student learning. ArtsBuild pays for tickets and transportation as well as provides educational support materials focused on the creative process aligned to curriculum standards. Local Kennedy Center Workshops (\$10,000). Since 2003 ArtsBuild has partnered with Hamilton County Schools and the Kennedy Center's Partners in Education program to host a teacher professional development workshop series that focuses on the integration of the arts with literacy instruction. ArtsBuild will also partner with the Department of Youth and Family Development to provide workshops for Head Start teachers and recreation center staff.

STEAM TechKnow Girl Club (Girls Inc. of Chattanooga)

FY21 Funded: \$21,000

FY20 Funded: \$30,000

Women are under-represented in STEM, earning fewer than 20% of computer science and engineering degrees and comprising only 28% of the total STEM workforce. Stereotypes, gender biases, and lack of exposure to women in STEM fields contribute to the lack of girls pursuing these non-traditional careers. Though girls perform equally with their male peers in math and science, studies show that they lack confidence in these subjects. TechKnow Girl Club equips girls to master STEM subjects through a minimum of 35 hours of engaging hands-on exploration, fun group activities, and practical applications. Girls will apply the scientific method in interactive experiments promoting investigation, problem-solving, and critical thinking skills. The curriculum ensures the academic focus supports the girls school-based learning, critical life skills are taught, and the girl's social-emotional needs are being met. Collaborative partnerships with UTC, Chattanooga State, TVA, UNUM, and others ensure that volunteers and mentors maximize the girls' experience. Funding will allow Girls Inc. to continue this successful afterschool program for 36 girls at various YFDCS sites, including Shepherd and Washington Hills. This program will have a long-term community impact as these 3rd-5th grade girls perform better academically, are confident in math and science, and acquire the skills needed to break barriers and see their potential in these non-traditional STEM careers.

STEP-UP Chattanooga (Public Education Foundation)

FY21 Funded: \$75,000 (Economic Development Fund)

FY20 Funded: \$75,000 (Economic Development Fund)

Chattanooga's youth face various obstacles to gaining the skills necessary to pursue a

meaningful, living-wage career. This is truer for underrepresented minority students from low-income backgrounds. STEP-UP Chattanooga addresses the need to provide appropriate college/career pathways for our students, while filling the ever-growing need of regional employers for a well-trained and diverse talent pool. A robust youth employment program, STEP-UP places low-income high school students in paid summer internships with Chattanooga employers, providing comprehensive work-readiness training, on-the-job experience, and professional connections. The skills, experiences, and support students acquire help them make well-informed decisions about post-secondary education so they ultimately secure living-wage jobs that combat generational poverty. STEP-UP also provides businesses with the workforce they require. Companies hire and train our summer interns, who then go on to college or technical school with a vision and hope of returning to become full-time employees who are trained, educated, and ready to work.

Since 2016, over 1,100 students have been trained through STEP-UP and 512 internships have been created, responding to the growing needs of both our student population and Chattanooga-area businesses. In 2019, 297 students received training in interviewing, professional etiquette, financial literacy, and resume writing. Of those, 144 (48.5%) were placed in internships across the city, earning them over \$233,000 in combined wages. The money earned by interns helps them support their families and educational expenses. The City's investment in FY21 will help expand recruitment efforts in small and minority-owned businesses and provide ongoing training and support for students.

The Enterprise Center - Digital Inclusion

FY21 Funded: \$421,000 (Economic Development Fund)

FY20 Funded: \$421,000 (Economic Development Fund)

The Enterprise Center supports economic mobility and improved quality of life through a focus on digital equity and inclusion, anchored by the Tech Goes Home (TGH) initiative, which facilitates access to internet connectivity, technology and digital education/skills training. We partner with schools, public libraries, churches, and other organizations across Hamilton County to offer free courses designed to help residents understand ways in which the Internet can positively impact their daily lives. Upon completion of the TGH course, participants have the option to purchase a new Chromebook or tablet for only \$50 and receive assistance in obtaining access to low-cost home Internet.

We are requesting funds to continue growing the impact of our program, as well as expand services to specific populations. TGH is working with various organizations to offer specialized courses for early childhood educators, Spanish-speaking families, for the parents of nonverbal children, those who are blind or with low-vision, and those who are deaf or hard-of-hearing. TGH will also expand its Office Ready programming, where we focus on digital office skills with Google apps.

The Enterprise Center is working to build long-term, sustainable and equitable economic growth for our entire community while leveraging technological assets in order to rapidly expand the scale, scope and modes of impact. As an increasing percentage of life takes place online, we must ensure that not just some, but all Chattanoogaans, can participate and fully engage in our increasingly digital world.

The First Tee of Tennessee at Chattanooga (Tennessee Golf Foundation)

FY21 Funded: \$24,000

FY20 Funded: \$25,000

This program is a continuation of The First Tee Life Skills Experience (a golf and youth development program conducted through the First Tee of Tennessee at Chattanooga. In 2019, the leadership of the YFDC recreation division recommended that the summer program be reduced and the spring and fall be increased due to the summer heat and the number of conflicting opportunities in the summer. The First Tee curriculum will continue to be held in the spring, summer and fall at the centers and at golf facilities. The exact schedule will be determined in coordination with the City YFDC Recreation Division. An introductory class will be held at each center the early spring to encourage participation in the core program conducted in the spring. Following the spring session, the summer program will meet for two weeks at a golf facility. The programs will conclude in the fall at centers with a concluding class at a golf facility. All programs of The First Tee incorporate aspects of the curriculum which include: The First Tee Nine Core Values, Golf Skills, Golf Rules and Etiquette, Life Skills and The First Tee Nine Healthy Habits.

Together We Can - College Access and Success (Community Foundation of Greater Chattanooga, Inc.)

FY21 Funded: \$100,000

FY20 Funded: \$100,000

Together We Can (TWC) is a college access and success scholarship that focuses on our City's most financially vulnerable and/or first-generation college-bound students. This scholarship is open to graduating high school seniors attending a Hamilton County public school and reside in the City of Chattanooga. It is renewable for up to four-years (8 semesters) and the award ranges from \$1,000-\$3,000 depending on the recipients' college financial aid package.

The TWC scholarship is much more meaningful than just providing our city's students with money for college (that sounds and feels very transactional); it provides them access to our Scholarship Director who provides guidance, encouragement and tough love as they learn to navigate the various hurdles of college as well as life; in addition, the Foundation assists with updating necessary annual financial aid forms and keeps students abreast of other opportunities (i.e. scholarships, summer internships, study abroad and co-op programs).

This scholarship opportunity has been in existence since 1992 and we have been fortunate to learn from many of our students (current/college graduates) how meaningful this scholarship is/was to them and how it truly changed the trajectory of their lives.

Trauma Informed Psychotherapy (Helen Ross McNabb Center)

FY21 Funded: \$20,000

FY20 Funded: \$20,000

Approximately 4% of children under the age of 18 are exposed to some form of trauma or Adverse Childhood Experience (ACE) in their lifetime. The impact of those who score a 3 or higher is significant and impacts the child's development. Those who have experienced trauma without the specific trauma informed therapy to increase coping skills and function are at higher risk for; increased learning and behavior problems, lifelong health concerns, future acts of violence, poor academic performance , poor peer relationships and ultimately unable to sustain employment and financial stability. ACE's cost the economy \$124 billion over the lifetime of those affected. According to the 2018 Chattanooga Police Department report, there were 1616 violent crimes last year, 511 incidents of domestic violence assault, 15,243 car accidents.

YFD Recreation

FY21 Funded: \$8,670,566

FY20 Funded: \$8,914,916

YFD Recreation provides necessary resources to engage Chattanooga's residents in meaningful and progressive activities leading to Smarter Students and Stronger Families. Providing quality programs and services aimed at educational enrichment, STEM, character development, career exploration, health, fitness, sports, aquatics, therapeutic and culture arts builds a local environment for families to thrive. Well-managed, affordable, accessible, maintained, and fully utilized venues create a better quality of life for Chattanooga residents of all ages.

YFD education and recreation programs are used to prepare youth to learn to recognize their potential, improve their physical and psychological health, improve their ability to avoid and/or resolve conflict and motivate them to stay in school and pursue post-secondary education. These offerings also address the needs of the entire family by focusing on reducing health risk, developing positive relationships with authority figures and peers, strong focus on literacy and career exploration, exposure to job training that will increase employment options, enable families to become self-sufficient by providing support services, and increase opportunities for families to strengthen or rebuild relationships by learning and playing together.

YFD centers aim to provide well rounded quality educational, cultural and recreation opportunities that highlight the desire for sustainable practices; high-level customer service and quality facilities for every community; providing innovative and effective recreation, education and Youth Development programming practices for all citizens.

YFD Teen Programs

FY21 Funded: \$516,410

NEW OFFER

The Department of Youth & Family Development Recreation Division offers unique initiatives designed to address the needs of youth. Four signature initiatives offered in recent years were established to remediate challenges that youth face in their schools, neighborhoods, and at home: 1) Teen Empowerment (an intervention initiative established to minimize risk-behavior of middle and high school boys). 2) Diamonds & Pearls (a personal development initiative with a primary focus on assisting girls ages 13-15 to become strong youth leaders), My Brother's Keeper (a national initiative developed to insure improving outcomes for boys and young men in local communities), and finally Chattanooga Ambassador Program or CAP (a leadership and character-building initiative designed to prepare high school students for college, the workforce and life).

Youth Summer Work Program (Public Works Department)

FY21 Funded: \$76,428

FY20 Funded: \$115,900

The Department of Public Works (DPW) would like to sponsor a Summer Youth Program (SYP) for Chattanooga high school children ages 16-18. We are looking to hire twenty-five (25) students ten (10) weeks over the summer. This program will span across four of the six(6) DPW divisions: City-Wide Services(CWS), Engineering-Facilities Maintenance-Water Quality(ENG), Parks, and Fleet. The scope of tasks potentially to be performed are: Mowing Grass, Weed Eating, Litter Pick-Up, Storm Drains and Pipe Cleanout, Storm Pipe Installation, Road Paving(CWS). The Facility Management Section under the City Engineering Office is the internal support organization providing Facility Management Services to the City Hall Campus, Youth & Family Development Centers and Family Justice Center. Services include: Facility Management, Energy Management, Building Maintenance, Custodial Services, Security & Mailroom, as well as administrative oversight and support for internal Public Works Divisions providing an umbrella of services for general government, departments and agencies supported by the City of Chattanooga(ENG). Planting and maintaining flower and tree beds, Custodial duties plus additional outside work will be performed in Parks. Fleet will have the interns shadow employees in the inventory process of tools and equipment.

Stronger Neighborhoods

A. Results Area Summary

As Chattanooga grows, focusing on preserving the livability, affordability, and economic viability of our many distinctive neighborhoods is an increasingly urgent priority. The Stronger Neighborhoods results area empowers all citizens to take ownership of the blocks, businesses, and communities they love. By partnering with the private sector and nonprofit agencies to create more affordable housing, beautifying our parks, public spaces, and greenways, and equitably delivering essential services like recycling, garbage collection, and improved transportation options for all Chattanooga residents, we are supporting the progress and prosperity of every neighborhood in our city.

B. Funded Offers

Affordable Housing and Neighborhood Development for Low-Income Citizens (Habitat for Humanity of Greater Chattanooga Area)

FY21 Funded: \$35,000

FY20 Funded: \$40,000

Our approach to addressing affordable housing is comprised of: New Home Builds: We build affordable, energy-efficient homes that are sold to low-income families (between 30%-80% of the average median income) at 0% interest and a cost based on their income, coupled with a 20-year forgivable second mortgage of at least \$10,000 (calculated by appraisal value less first mortgage amount), creating instant equity for our families. Home Repairs: We repair owner-occupied homes of low-income households and offer two programs: A Brush with Kindness, which is mostly exterior work and weatherization, and Critical Home Repair, which provides extensive interior/exterior to alleviate critical health, life, and safety issues or code violations. Aging in Place (AIP): AIP serves senior citizen homeowners through accessibility improvements, mobility modifications, weatherization enhancements, and critical home repairs that are crucial to helping seniors live in their own homes longer. Homeowner Education: Future homeowners are required to attend 36.5 hours of specified classes to enhance their ability to be a good neighbor and successful homeowner.

In FY21, with the aid of BFO dollars, we will build four new homes, provide 1,200 volunteer instances, and conduct 33 repair projects (including AIP) and 36 homeowner education classes. Services will be focused in the Villages at Alton Park, where Habitat has invested over \$1.4M in housing over the last several years. Alton Park is one the most poverty-stricken zip codes in

Chattanooga, with poverty and child-poverty rates of 55% and 79.3%, respectively, versus the city's rates of 21.1% and 32.4%.

Big Nine Community and Cultural Development Initiative (Urban League of Greater Chattanooga)

FY21 Funded: \$32,000

FY20 Funded: \$25,000

The Goal of the Big Nine Community Development Corporation (CDC) is to preserve, promote, and revitalize the MLK Historic District by growing African American businesses. In collaboration with the City of Chattanooga and other key stakeholders and partners, the Big Nine CDC focuses on: Organization: Building a pathway to engagement and leadership by launching community-based efforts to empower businesses and investors to collaborate for sustainable, inclusive revitalization; Promotion: Focusing on authentic community assets, with high quality development campaigns and events designed to attract new shoppers, visitors, and residents; Economic Restructuring: Helping to redefine the district's niche and sharpen the competitiveness of existing businesses, with a focus on the preservation and promotion of African American establishments.

Support for incubating and growing MLK businesses includes business incubation; marketing assistance for businesses within the District; lending support through Kiva funding and other lenders; City of Chattanooga incentives and small business funding; support organizations and investors doing development and planning work in the neighborhood; collaborating with the new MLK Business Merchants Group; and connecting MLK businesses to entrepreneurial resources across Chattanooga. The work of the Big Nine CDC will be closely coordinated with the activities of the ULGC Entrepreneurship Center to maximize the impact on the entrepreneurial ecosystem in Chattanooga.

City Wide Maintenance (Public Works Department)

FY21 Funded: \$5,947,501

FY20 Funded: \$6,411,095

This offer is to ensure continued collection and maintenance of high traffic areas such as the Central Business District (CBD) as well as main and secondary roads. This includes street construction, tree and right-of-way maintenance, and a 24 hour emergency response time. All of these operations are performed with approximately 65 employees in eight sections within City Wide Services. These sections are responsible for continuous road maintenance, right-of-way mowing, mechanical street sweeping, litter abatement, loose leaf collection, maintenance and management of the entire City's tree canopy and associated infrastructure, dead animal collection and disposal, maintenance of the downtown CBD, and emergency response to all weather related events such as snow and ice, floods, and any wind events including tornadoes.

All of the activities listed above are accessible to citizens through the City's "311" call center. Metrics concerning response time, vehicle, and material usage are kept historically for review by administrators, managers, supervisors, and employees to track progress of service requests completed on time and to ensure continued overall efficiency. City Wide Maintenance includes Administration, CBD, Emergency, Mowing Tractors/Leaf Collection, Municipal Forestry, Street Cleaning, Street Cleaning Crews, and Street Sweeping.

CNE's Affordable Housing, Resident Engagement, and Loan Servicing (Chattanooga Neighborhood Enterprise)

FY21 Funded: \$705,000

FY20 Funded: \$535,000

Chattanooga Neighborhood Enterprise has historically operated as an extension of the City's Economic and Community Development Department, partnering to execute its community revitalization, affordable housing and loan servicing efforts. CNE operates the City's down payment and home improvement loan programs and provides pre-purchase counseling and financial education to promote homeownership. CNE builds stronger neighborhoods through its development of mixed-income (income restricted and market rate) communities, providing both rental and single-family homes. Integral to this process, CNE fosters resident leadership by focusing civic engagement activities on neighborhood revitalization projects.

In FY21, CNE will:

- 1. Pilot a small grant program that incentivizes 20 residents to implement tools that positively impact neighborhood revitalization that can be replicated throughout the city*
- 2. Reduce blight of twelve homes, six through the City's home improvement program and six through CNE's resources*
- 3. Generate \$8.47M in new investment in Ridgedale, Highland Park and E. MLK through the development of 113 new rental housing units, generating an annual return of approximately \$172,000 in new taxes for the City and County*
- 4. Create fifty-seven (57) income restricted affordable housing units in Ridgedale, Highland Park and MLK (4 units at 50% AMI, 16 units at 60% AMI, 37 units at 80% AMI)*
- 5. 135 individuals report that they improved their financial wellbeing (improved credit scores, increased savings, reduced debt, homeownership)*
- 6. Maximize income on the City's \$8.3M loan portfolio by keeping loan delinquencies below or on par with FHA industry standards (10.65%).*

Cold Weather Homeless Shelter (Chattanooga Regional Homeless Coalition)

FY21 Funded: \$70,000

FY20 Funded: \$70,000

The funding request is to cover the personnel, security, and operational costs of the Cold Weather Shelter for people experiencing homelessness during winters months in the Chattanooga region. The shelter is open each year from December to March. It is operated in partnership with the Chattanooga Community Kitchen. The shelter provides a warm, safe space for Chattanooga's citizens experiencing homelessness to escape the life threatening winter weather conditions. It is a low-barrier shelter and needed to prevent deaths due to the harsh winter elements. No other shelter of its kind exists in Chattanooga. A low barrier shelter removes as many preconditions to entry as possible.

Creating Change through Arts, Culture, and History (Bessie Smith Cultural Center)

FY21 Funded: \$50,000

NEW OFFER

Arts, culture and history are essential for building community, supporting development, nurturing health and well-being, and contributing to economic opportunity. Collectively, arts and culture enable understanding of the past and envisioning a shared, more equitable future.

The Bessie Smith Cultural Center (BSCC) is committed to leading significant change in the community by engaging various groups to help devise and carry out creative community-building programs. This will be accomplished by: Promoting interaction in a public place. The BSCC will provide a venue for people to meet and be exposed to a variety of neighbors drawing together people who would otherwise not be engaged in a constructive social activity; Increase civic participation through a celebration of multiple cultures. BSCC will host the Big 9 Roots Festival to showcase the community's rich and diverse cultural heritage; Fostering trust between participants thereby increasing their experience of collective civic engagement, which spurs participants to further collective action; Creating local and regional opportunities to spotlight culturally diverse programming that improve and enhance the quality of this community

Through potential funding provided by the City of Chattanooga, the Bessie Smith Cultural Center can provide more free community programs that create change in our community as well as provide space to other non-profit organizations and city departments to host community events at the Bessie Smith Cultural Center at low or no cost to the organization or city departments.

ECD Administration

FY21 Funded: \$1,029,702

FY20 Funded: \$1,159,952

The Department of Economic and Community Development (ECD) provides guidance & support

to eight distinctive divisions within City government. ECD is committed to empowering citizens and helping build strong foundations within communities. Divisions include: The Land Development Office seeks to ensure the public's health, safety, and welfare through the enforcement of adopted building, electrical, plumbing, gas and mechanical codes and the Zoning Ordinance, promoting economic health by enhancing business development, retention, and neighborhoods. The Codes Division is responsible for addressing the concerns and requirements in public health, safety and welfare as they relate to the use and maintenance of existing structures and premises by enforcing the City's property maintenance codes to promote compliance with housing, vehicle, litter, overgrowth and nuisance ordinances working towards the goal to eliminate blight conditions through public education and code enforcement.

The Office of Economic Development was created to assist entrepreneurs and businesses with their business needs, promote economic growth and development throughout the City of Chattanooga, and be a resource for all types of businesses and entrepreneurial projects.

Neighborhood Services and Development supports the belief that the real strength of neighborhoods lies in the efforts of residents and community organizations. Our team coordinates interdepartmental efforts to address neighborhood problems while assisting neighborhood organizations in addressing community priorities and needs. Real Property interacts with every City department, providing professional support with all real estate related issues and transactions. ECD also provides administrative support for Public Art, Open Spaces / Outdoor Chattanooga, and the City's Homeless Initiative.

ECD Codes Enforcement

FY21 Funded: \$2,166,690

FY20 Funded: \$2,075,155

This offer is to bring 11,500 blighted properties into compliance including the most problematic properties identified by the Blight Elimination Team in FY21. Code enforcement (CE) protects public health, safety and welfare by enforcing codes related to minimum housing standards for existing structures and properties; and supports Chattanooga Police Department's (CPD) crime reduction efforts. During FY19, CE inspectors brought 9419 blighted properties into compliance, responded to 11,748 citizen complaints, and performed 28,456 inspections related to housing, inoperable vehicles, litter, dumping and overgrowth violations. CE was responsible for the demolition of 44 dangerous (collapsing or burned) structures in FY19. Demolishing unsafe structures and securing open abandoned structures supports crime reduction by eliminating easy access for criminal activity, reduces potential fire risks and protects curious neighborhood children. CE inspects, mows, removes litter, and boards back-tax properties. Maintaining them reduces blight and improves neighborhood livability.

ECD Homeless Program

FY21 Funded: \$863,083

FY20 Funded: \$755,895

To further the Stronger Neighborhoods initiative, the City of Chattanooga's Homeless Services Division (HSD), supported by the Chattanooga Interagency Council on Homelessness seeks to boost service capacity and maximize the service population. Building upon the HSD's success serving Veterans in Chattanooga by maintaining a functional end to Veterans Homelessness in Chattanooga, this program now serves episodically homeless individuals and families. HSD utilizes outreach services, as well as housing and support services as outlined in the 2018 Chattanooga Interagency Council on Homelessness' Community Action Plan. This offer funds 4 Housing Navigators, 5 Outreach Workers, and 3 Service Coordinators, in addition to the recommended levels for the flexible housing assistance funds in accordance with the year 1 recommendations of the Homelessness Action Plan to demonstrate out Community's efforts to reduce and end homelessness.

Following the recommendations of several community and service area stakeholders, it was determined that the City should seek to expand its current program due to the success of the Veterans Initiative. Veterans will continue to be served, this expanded program will offer the same high quality service Veterans have received to an expanded population. While Family Promise provides rapid re-housing for families and Hamilton County has limited financial assistance for individuals for rapid re-housing, no agency provides housing navigation or case management for rapid rehousing for individuals. That means between 463 non-chronic homeless individuals identified in the Point in Time Count and 1,012 individuals seeking services from agencies over the course of the year have no one to assist them find housing in Chattanooga. HSD fills this gap in service for the episodically homeless.

ECD Land Development Office

FY21 Funded: \$3,112,555

FY20 Funded: \$3,132,706

The submitted offer will provide the development, and contracting community the fastest and most thorough permitting system possible, while providing health, and safety in the built environment, for the citizens of Chattanooga. The Land Development Office (LDO) enforces land use regulations, building, electrical, mechanical, fuel gas, plumbing, accessibility, and energy codes. The LDO enforces infrastructure regulations for new development. The LDO regulates excavation in streets, sidewalks and curb cuts associated with utility work for new and existing development. LDO inspect the paving in new developments. The LDO issues trades licenses to electrical, plumbing, fuel gas, and mechanical contractors, ensuring work is done safely, by technically proficient tradesmen. The LDO staff supports the Boards that approve the trade licences, Plumbing, Fuel Gas, Mechanical. The LDO provides plans for compliance with adopted building code, and zoning regulations. The LDO supports 5 Boards and Committees, Zoning, Sign, and Construction Board of Appeals, Form Based Code committee, Historic Zoning commission. As a result of the LDO Street Cut Inspections, Audit 19-01, it was determined the LDO needs 3 additional inspectors to manage and enforce street cut regulations. LDO also is

proposing a 'concierge' to assist development projects through the maze of regulations and permitting.

ECD Public Art

FY21 Funded: \$193,851

FY20 Funded: \$239,428

The City's Public Art Division is dedicated to presenting a wide variety of high quality public art and working with the community to enhance the civic environment and enrich the lives of visitors and residents city-wide. This offer will fund existing staff and a new part-time collection specialist position to achieve the following FY21 goals Complete (4) public art projects: Riverwalk: Wheland Foundry Trailhead and neighborhood projects in Woodmore Manor, Avondale and MLK; Facilitate (2) partner projects on City property: Ed Johnson Memorial and Tribute to Bessie Smith; Initiate public art projects aligned with City investments in East Lake: Park, YFD Center and 36th Street informed by community input; Initiate (1) new Art in the Neighborhoods project through the NeighboRoots program; Maintain the City's public art collection of 127 artworks, valued at \$3,675,000; Continue to advance priorities established by citizens in the 2019 public art strategic plan: Identify FY21 Art in Capital projects; Advance (6) FY20 Art in Capital projects with local artist-led engagement; Support the City Artist program and identify potential pilot projects; Establish tours and public education for the public art collection (with the addition of PT Collection Specialist). Integrating public art into our city and throughout our neighborhoods has contributed to its distinct sense of place, its livability, quality of life, and its economic health.

Empower Chattanooga (green|spaces)

FY21 Funded: \$10,000

FY20 Funded: \$15,000

According to the Department of Energy, low-income households spend an average of 15%-20% of their income on energy bills, whereas energy burdens above 6% are typically considered unaffordable. Residents in East Chattanooga, Highland Park, East Lake and Alton Park are using 43% more energy per square foot during the winter months than the average home in Chattanooga, equating to \$500 - \$600 per month. A household may be able to afford the rent or home payment but then have to take a predatory loan or rely on a social service due to the inability to pay the high utility bill. The Chattanooga Area Food Bank released that 69% of their clients are actively choosing between buying food and paying for utility bills. Currently over \$2 Million is provided to low-income residents in the EPB service territory in the form of direct energy assistance payments along with an additional \$450,000 invested in weatherization programs each year. Empower Chattanooga is the only organization providing energy savings education in Chattanooga. By educating and empowering residents to take control of their own energy consumption, we will reduce the dependence on utility assistance programs and other social services while providing them with more disposable income. To date, we have served more than 3000 families through our workshops. Our goals for 2020/2021 include educating an

additional 1500 families with the Empower Workshops, increasing our presence in schools and hosting community-building events that provide leadership development opportunities.

Feed the Community (Community Haven)

FY21 Funded: \$10,000

NEW OFFER

Community Haven is a community-based non-profit organization committed to creating opportunities that significantly impact thousands of Chattanooga's underserved residents. The organization purchased a 5-acre site in East Chattanooga to expand its operations to better implement its community initiatives. Our first 2 phases of development include refurbishing an office building and two athletic courts. We are currently refurbishing our office building, where we will design, plan and implement projects. Our move-in date is December 2019. It is the intent of this 2021 BFO request to use the office facility and outdoor courts to implement our Feed the Community program. We will implement the program at the site, as well as house a pantry to fulfill residents' emergency need for food. This program will also be open to train community youth on the value of giving back.

Those living in underserved communities have numerous challenges in their daily lives, not the least of these is nutrition. Besides living in food deserts with limited access to fresh and healthy food choices, most low socio-economic and minority communities in Chattanooga also lack nutritional education. Community Haven's founders and board members have over 20 years of combined experience in feeding residents in the Alton Park, Westside and East Chattanooga communities. We are prepared to implement a professional Feed the Community program that focuses on nutritional education, healthy lifestyles and cultural choices, as well as leadership development.

Flexible Housing Fund (Family Promise of Greater Chattanooga)

FY21 Funded: \$400,000

NEW OFFER

Flexible Housing Fund Purpose: It is the intent of the Flexible Housing Fund to be used for a variety of circumstances that could present barriers to housing for people experiencing homelessness. This includes payment for back rent, current or back utility payments, moving costs, security deposits, and ongoing short-term rental assistance. It is the goal of the fund to provide just enough financial assistance to ensure successful outcomes for people exiting homelessness. Often financial assistance in our community is limited by the type of assistance it can provide. This fund seeks to supplement our existing resources and fill in where others can not.

Furniture Bank (Chattanooga Goodwill Industries, Inc.)

FY21 Funded: \$5,000

FY20 Funded: \$5,000

The Furniture Bank is the only service of its type in our area. The Furniture Bank serves as an ancillary service to 28 case management partner agencies. Among the partner agencies is the City of Chattanooga Homeless Healthcare and the City of Chattanooga Homeless Coalition. The Furniture Bank takes donations of new and gently used furniture, cleans and repairs it as needed. The furniture is then given out to persons in need of furniture. Persons who receive furniture must be referred by one of the 28 501C3 case management agencies. Persons who receive furniture usually fall into these categories: homeless in the street, homeless in a shelter, first time renter, fleeing domestic violence, suffered from a fire, flood, vermin infestation or other disaster.

The Furniture Bank enables a space to become a stable home. It is hard to get up every morning and go to school or work if you are sleeping on the floor. The Furniture Bank provides a warm and cozy bed. The furniture Bank strives to give its participants the furniture needed to make their living space a home. Each family receives a bed for each member of the household, a chest of drawers for each member, a living room sofa, love seat, or chairs, and a dining table and chairs. If other items are available such as end tables, coffee tables, lamps, dishes, pot and pans, and nick knacks the participant may select those items as well. Each person is given a private appointment to come to the Furniture Bank and select from the items in stock. The participant must provide their own truck to pick-up the furniture. This is a once in a lifetime service. The Furniture Bank also keeps furniture out of the landfill. Chattanooga Goodwill Industries, Inc. keeps approximately 10,000,000 pounds out of the landfill each year. This saves the City of Chattanooga approximately \$421,320 a year in landfill and disposal costs. The Furniture Bank keeps approximately 90 tons of Furniture out of the landfill each year.

Open Spaces / Outdoor Chattanooga (ECD)

FY21 Funded: \$923,600

FY20 Funded: \$883,299

The Outdoor Chattanooga and Open Spaces core operating budget is focused on education, promotion, planning, programming, and activation of Chattanooga's public lands and open spaces for all citizens and visitors to enjoy. The Outdoor Chattanooga Center, located in Coolidge Park, is home to both our operations and serves as the region's outdoor visitor center. The core operations cover both building and program operations and expenses, which includes the nine full time staff and the temporary staff.

Programs offered to residents have significantly increased over the last two years and with a forecasted increase in programming the Open Spaces Team is in need of an Activation Specialist. The Activation Specialist will be responsible for bringing activities and engagement to local neighborhood open spaces. They are core to helping residents feel welcome in our City and encouraging social interaction.

Additionally, the increase in programming and social awareness has created an environment where we need an administrative position to help manage day-to-day operations. This position would keep our building open during normal business hours, manage park and program reservations, manage our inventory check-in/out process, inform residents and visitors where to recreate, and alleviate current Outdoor Chattanooga staff for more program offerings.

Parks Maintenance (Public Works Department)

FY21 Funded: \$3,076,242

FY20 Funded: \$3,119,878

The Parks Maintenance Division manages and maintains Chattanooga's park system of over 100 sites including 35 miles of greenways, trails, and paths; 51 tennis courts; 47 athletic fields; 34 pavilions and picnic shelters; 41 playgrounds; 20 swing sets; 8 outdoor fitness zones; 3 dog parks; 2 golf courses; and all other park features, such as parking lots, benches, trash receptacles, and bike racks. Park Maintenance ensures the health of Chattanooga's park system by developing, coordinating, and managing standard operating procedures for maintenance and operations. The Park Maintenance Division includes administration and public outreach, as well as facility, playground, and landscaping staff.

The Parks Division is continually improving performance by contracting services when feasible and appropriate; developing policies, procedures, and maintenance plans to ensure all grounds and facilities meet developed maintenance standards; organizing staff and resources to meet service levels; coordinating with other divisions, departments, and agencies to complete some functions. Parks outreach connects organizations and individuals who want to support the parks system to the needs of the division and collects information about user experiences to measure performance.

The Parks Division strives to maintain and manage all park grounds, facilities, and amenities based on specific industry standards. Additional parks and facilities, while beneficial to the community from an economic and social perspective, will further stretch limited resources to the point that the park system as a whole will not meet user expectations or established standards. With these funds, the Parks Division will manage and maintain these new parks and facilities at a high-level to ensure the capital investments provide the highest value back to the community.

Public Transportation (Chattanooga Area Regional Transportation Authority)

FY21 Funded: \$5,800,000

FY20 Funded: \$5,800,000

CARTA is requesting financial assistance for its core operations: fixed bus route service and complementary demand response paratransit service (Care-A-Van). The majority of CARTA's riders, approximately 83%, are dependent on public transportation. The increase in the funding

request is due to a budgeted 3.0% wage increase and related increases in FICA and pension expense.

CARTA's pre-submission request was for a 3% increase-\$6,100,000 to cover a 3% wage increase and related fringe. The additional 3% of \$174,000 is for health insurance. Included in the \$6,100,000 pre-submission request is a 5% increase in insurance rates, however, CARTA has been quoted a 13% increase for insurance. CARTA is still in the process of working with our insurer and will need to negotiate with ATU Local 1212 to change some of the benefits included in the plan. The additional amount has been included in this initial budget request. Once we have completed our negotiations, CARTA will be able to adjust the amount to what is agreed upon with the union.

Scenic Cities Beautiful (Public Works Department)

FY21 Funded: \$45,221

FY20 Funded: \$45,221

This offer is to continue to provide coordination, materials and services for volunteer roadside litter cleanups as mechanisms for citizen's involvement in promoting civic pride. The citizen's practice effective leadership, advocacy and problem solving and model meaningful community engagement through the cleanup events. A neighborhood cleanup, which involves gathering residents to walk around the community and pick up litter, promotes relationship building and community interaction. Residents pick up unsightly litter, dispose of unwanted items, meet other residents and bond as they celebrate increasing the value of their unique neighborhoods. Litter and bulky items gathered are disposed of in provided dumpsters or arrangements are made for special pickups.

Additionally this offer is to continue to provide coordination, horticultural materials and services for community led beautification on row and public spaces. Research shows that increased use of plant materials in urban areas buffers the effects of weather creating more resilient neighborhood environments. Scenic Cities provides free student and teacher Waste in its Place education in Head Starts, schools and informal education sites on the domain of a) Self, Family and Community, b) People and the Environment. TCA Title 39, Chapter 14, Part 5 TN Litter Law to the public, business, government and students. Partners: Office of Multicultural Affairs, Water Quality, City Wide Services, Neighborhood Services, nonprofits, business and civic groups to sustain inclusion. This offer satisfies the legal requirements of the city Charter: Scenic Cities Beautiful Commission was established and ratified by Charter of the city of Chattanooga: Chapter 9. Article 2.

Senior Water Quality Fee Assistance Program (United Way of Greater Chattanooga)

FY21 Funded: \$340,000

FY20 Funded: \$340,000

Aligned with Chattanooga's goals and support areas, this project will provide further support to Chattanooga's elderly individuals age 65 and older, disabled individuals, and disabled veterans or widow(ers) of disabled veterans that own property and meet the maximum income requirements. United Way of Greater Chattanooga (UWGC) will provide assistance with payment of annual water quality fees. As the cost of living for this population continues to escalate and income does not keep pace, an increase in water quality fees places further pressure on fixed-income individuals, threatening their ability to cover basic necessities.

This assistance will support elderly individuals in our community, including veterans, disabled individuals, and disabled veterans or widow(ers) of disabled veterans who demonstrate economic hardship and who have been qualified by the City of Chattanooga's Property Tax Freeze and the State of Tennessee Tax Relief Program. City of Chattanooga Water Quality Fees will be paid by UWGC directly to the City on behalf of these homeowners after they have been approved to receive the City of Chattanooga Property Tax Freeze and/or the State of Tennessee Tax Relief Program.

Based on last fiscal year's data, approximately 2,111 Chattanoogaans qualify for this Water Quality Fee Assistance of \$126.49, however, only 1,851 applied for the assistance and were approved by the City for the City's Tax Freeze and/or the State's Tax Relief program. The cost for the program, which includes a 10% service fee to UWGC, is estimated at \$340,000 annually. Undistributed funds at the conclusion of each property tax billing and payment cycle will be carried forward to help additional homeowners in subsequent fiscal years.

UWGC will provide an annual report to the City of Chattanooga's Finance Department and the Chattanooga City Council regarding the specific use of these funds.

Solid Waste and Recycle Collection (Public Works Department)

FY21 Funded: \$12,590,976

FY20 Funded: \$13,411,752

This offer is to fund curbside garbage, recycle, brush and bulky trash collection as well as the household hazardous waste facility, recycle and refuse collection centers. Approximately 50 employees service nearly 70,000 households as well as businesses.

Last fiscal year, Garbage, bulky pickup, trash flash, and curbside recycle service were responsible for the collection and disposal of over 68,791 tons of solid waste material from citizen's homes and businesses. Additionally, over 6550 tons were diverted from the landfill in the same period as part of the City's ongoing waste diversion program to ensure compliance with the State of Tennessee's Solid Waste Management Plan.

The operations included in this offer are the largest recipient of the citizens 311 call center receiving over 85% of the total service requests received. These employees have more interaction with City residents than any other section of City government which allows the opportunity to elicit positive changes in the community on a daily basis. These operations are

listed in Chattanooga's City code and many are mandated and monitored by City, State or Federal authorities requiring adherence.

Transitional Housing (Chattanooga Room In the Inn)

FY21 Funded: \$24,000

FY20 Funded: \$25,000

Chronically homeless individuals cost taxpayers between \$30,000 to \$50,000 per year per individual according to the United States Interagency Council on Homelessness (USICH). A homeless individual in Chattanooga may cycle through hospital emergency rooms, jail, psychiatric institutions and/or detox programs, which all have a high price tag. In fact, taxpayers pay \$110 per day for a chronically homeless individual to NOT be housed. Chattanooga has a higher than average rate of people who are considered chronically homeless. In 2017's Point in Time Count, they make up 33% of the total homeless population while nationwide it is 15%.

Chattanooga Room in the Inn (CRITI) seeks funding for its Transitional Housing program, which serves women and children experiencing homelessness and provides a safe and supportive place to live along with supplies in order to stabilize and take the steps necessary to move into permanent housing. The program has a strong focus on advocacy and engagement to build trusting relationships with participants while providing the resources to overcome barriers that have kept them from remaining housed in the past. The main goal of this program is to address the issues that led participants to CRITI and teach participants how to succeed afterwards. When women graduate from CRITI, they are more likely to remain permanently housed. 88% of program graduates since 2006 remain permanently housed to date without repeating episodes of homelessness.

ORDINANCE NO. XXXXX

AN ORDINANCE, HEREINAFTER ALSO KNOWN AS "THE FISCAL YEAR 2020-2021 OPERATIONS BUDGET", PROVIDING REVENUE FOR THE FISCAL YEAR BEGINNING JULY 1, 2020, AND ENDING JUNE 30, 2021; APPROPRIATING SAME TO THE PAYMENT OF EXPENSES OF THE MUNICIPAL GOVERNMENT; FIXING THE RATE OF TAXATION ON ALL TAXABLE PROPERTY IN THE CITY, AND THE TIME TAXES AND PRIVILEGES ARE DUE, HOW THEY SHALL BE PAID, WHEN THEY SHALL BECOME DELINQUENT; PROVIDING FOR INTEREST AND PENALTY ON DELINQUENT TAXES AND PRIVILEGES; AMENDING CHATTANOOGA CITY CODE, PART II, CHAPTER 2, SECTION 2-267, RELATIVE TO PAID LEAVE FOR ACTIVE-DUTY TRAINING AND TO AMEND CHATTANOOGA CITY CODE, PART II, CHAPTER 31, SECTIONS 31-36, 31-37, 31-41, AND 31-43, SECTIONS 31-322 AND 31-354.

WHEREAS, Pursuant to and in compliance with the provisions of the Charter of the City of Chattanooga, Tennessee, the revenues have been estimated for operating the Municipal Government for the fiscal year 2020-2021 from all sources to be as follows:

	FY19 Actual	FY20 Projected	FY21 Proposed
<u>PROPERTY TAXES</u>			
Current Taxes on Real & Personal Property	\$130,783,317	132,963,133	132,800,000
Taxes on Real & Personal Property - Prior Years	4,154,593	3,848,223	4,086,200
PAYMENTS IN LIEU OF TAXES			
Chattanooga Housing Authority	\$146,726	172,292	163,700
Tennessee Valley Authority	2,028,615	2,105,311	2,015,800
Chattem, Inc	64,455	0	0
UnumProvident Group	57,163	57,163	57,200
Wm Wrigley Jr Co	26,817	24,959	25,000
Blue Cross Blue Shield	973,760	984,865	984,900
Roadtec	0	134	0
Jarnigan Road III, LLC	51,081	51,004	51,000
Southern Champion Tray	212,547	81,064	0
Gestamp Chattanooga, LLC	563,584	748,109	748,100
Westinghouse Electric Co	63,528	62,630	62,600
EPB Electric	6,709,903	6,943,292	7,082,200
EPB Telecom	278,493	290,327	296,100
EPB Internet	358,655	384,530	392,200
Plastic Omnium Auto Exteriors, LLC	100,306	176,609	176,600
Total Other	217,410	332,500	182,700
TOTAL PAYMENT IN LIEU OF TAXES	\$11,853,040	12,414,789	12,238,100

	FY19	FY20	FY21
	Actual	Projected	Proposed
Interest & Penalty on Current Year Taxes	-\$173	0	0
Interest & Penalty on Delinquent Taxes	1,325,070	1,204,542	1,375,000
Delinquent Taxes Collection Fees	239,657	184,716	219,500
TOTAL PROPERTY TAXES	\$148,355,505	150,615,402	150,718,800

OTHER LOCAL TAXES

Liquor Taxes	\$2,806,742	2,927,341	2,900,000
Beer Taxes	5,470,939	5,354,163	5,521,900
Local Litigation Taxes - City Court	2,470	2,112	2,300
Gross Receipts Taxes	6,005,459	4,802,039	5,900,000
Corp Excise Taxes – State	360,244	1,247,590	335,000
Franchise Taxes – Chattanooga Gas	2,034,775	1,944,222	2,000,000
Franchise Taxes – Comcast Cable	968,615	894,174	800,000
Franchise Taxes - Century Tel	5,714	4,847	5,000
Franchise Taxes – AT&T Mobility	71,037	64,710	60,000
Franchise Taxes - EPB Fiber Optic	1,554,512	1,511,880	1,500,000
Franchise Taxes - Zayo Group	29,250	38,000	38,000
TOTAL OTHER LOCAL TAXES	\$19,309,757	18,791,079	19,062,200

LICENSES, FEES & PERMITS

Wrecker Permits	\$4,500	6,000	5,000
Liquor By the Drink Licenses	157,415	158,375	150,000
Liquor By the Drink – Interest & Penalty	2,629	5,666	3,200
Transient Vendor License	2,650	700	2,500
Motor Vehicle Licenses	423,305	382,872	448,000
Original Business License	25,665	23,064	20,000
Building Permits	1,874,936	1,647,700	1,500,000
Electrical Permits	385,780	429,627	390,000
Plumbing Permits	237,520	226,016	213,800
Street Cut-In Permits	457,633	440,221	400,000
Mechanical Code Permits	243,265	261,940	220,000
Hotel Permits	4,350	5,084	4,200
Gas Permits	45,020	41,567	43,200
Sign Permits	151,542	116,296	120,000
Taxi Permits	5,305	5,193	5,500
Temporary Use Permits	3,530	3,204	2,300
Traffic Eng Special Events Permits	16,525	11,645	11,200
Push Cart Permits	200	25	100
Issuing Business Licenses & Permits	69,046	70,500	60,000
Plumbing Examiner Fees & Licenses	46,240	21,000	46,000
Electrical Examiner Fees & Licenses	193,100	26,000	180,000
Gas Examination Fees & Licenses	45,355	18,120	49,700
Beer Application Fees	106,483	96,138	109,900
Mechanical Exam Fees & Licenses	19,460	114,805	21,000
Permit Issuance Fees	55,936	46,955	50,100
Exhibitor's Fees	808	191	200
Subdivision Review/Inspection Fees	33,020	26,047	24,800
Adult Entertainment Application Fee	7,700	5,700	7,300

	FY19	FY20	FY21
	Actual	Projected	Proposed
Zoning Letter	16,275	16,000	14,300
Variance Request Fees	15,751	15,300	15,300
Certificates of Occupancy	36,022	31,884	33,800
Code Compliance Letter Fees	1,550	1,699	1,400
Modular Home Site Investigation	50	3,871	0
Plan Checking Fees	388,164	253,046	259,000
Phased Construction Plans Review	9,451	95,474	38,000
Construction Board of Appeals	2,150	2,446	2,500
Sign Board of Appeals	750	600	800
Fire Department Permits	257,360	2,180	215,600
Northshore Downtown Plan Review Fee	9,475	10,450	3,600
Miscellaneous	70,476	256,113	17,100
TOTAL LICENSES, FEES & PERMITS	\$5,426,390	\$4,879,715	\$4,689,400
<u>INTERGOVERNMENTAL REVENUE</u>			
State – Specialized Training Supplement	\$504,000	\$666,400	\$740,000
State Maintenance of Streets	150,252	87,366	75,000
State Sales Taxes	14,836,056	14,193,198	14,100,000
State Income Taxes	1,902,862	0	1,200,000
State Beer Taxes	77,621	157,087	75,000
State Mixed Drink Taxes	3,813,432	3,949,284	3,856,400
State – Telecommunication Sales Taxes	251,337	246,428	234,000
State Alcoholic Beverage Taxes	151,083	90,214	150,000
State Gas Inspection Fees	332,933	332,885	331,200
Commission from State of TN/Gross Receipts	560,830	434,270	525,000
Hamilton County Ross' Landing/Plaza	1,575,319	1,363,627	1,649,844
Local Option Sales Taxes-General Fund	51,528,837	50,539,872	47,015,756
Miscellaneous	110,161	0	0
TOTAL INTERGOVERNMENTAL REVENUE	\$75,794,723	\$72,060,630	\$69,952,200
<u>CHARGES FOR SERVICE</u>			
Current City Court Costs	\$201,338	\$155,293	\$141,600
Court Commissions	7,361	6,460	8,500
Court Clerk's Fees	646,907	480,235	550,000
Service of Process	49	109	0
Processing of Release Forms	14,947	11,149	10,800
Court Administrative Costs	533	145	100
Current State Court Costs	1,661	1,256	1,500
Court Translation Fee	11,379	7,876	6,800
Other Facility Rent	7,164	1,700	0
Land & Building Rents	179,466	118,288	150,700
Ballfield Income	38,050	22,000	20,000
Skateboard Park	8,301	4,500	0
Carousel Ridership	132,508	78,916	95,300
Walker Pavilion Rents	28,020	10,240	20,000
Heritage Park House Rent	17,900	9,360	10,000
Greenway Facilities Rent	6,630	5,190	6,500
Fitness Center	33,243	25,685	29,200

	FY19	FY20	FY21
	Actual	Projected	Proposed
Dock Rental	44,201	33,942	41,500
Ross' Landing Rent	65,984	59,872	39,300
Champion's Club	43,167	28,133	31,800
Recreation Center Rental	41,854	29,811	20,300
Carousel Room Rental	17,270	8,640	14,300
Coolidge Park Rental	19,320	21,693	12,500
Program Fees	9,450	8,785	7,200
Park Event Fee	17,808	11,308	8,600
Kidz Kamp	2,240	0	0
Non-Traditional Program Fees	13,381	9,599	7,800
OutVenture Fees	17,830	11,435	15,700
Therapeutic Kamp Fees	1,368	760	800
Swimming Pools	95,332	54,588	100,000
Arts & Culture	802	584	800
Police Report Fees	10,897	6,954	7,200
Credit Card Processing Fees	49,683	49,177	48,100
Concessions	20,755	33,546	21,000
Charges for Services - Electric Power Board	9,000	7,500	7,200
General Pension Admin Costs & Other Misc	45,000	45,000	45,000
Other Service Charges	5,967	16,151	0
Returned Check Fee	2,718	1,938	1,500
Waste Container Purchases	25,575	32,400	27,400
Non-Profit Request Fee	3,100	2,750	2,800
TOTAL SERVICE CHARGES	\$1,898,159	\$1,412,967	\$1,511,800
<u>FINES & FORFEITURES</u>			
City Court Fines Current	\$7,287	\$6,533	\$6,900
City Court Fines-Speeding Current	84,527	70,322	74,500
City Court Fines Other Driving Offenses	421,018	387,185	390,000
City Court Fines Non Driving Offenses	18,944	20,466	20,700
Criminal Court Fines	103,018	117,286	81,100
Traffic Court Parking Ticket Fines	33,350	25,439	27,700
Traffic Court Parking Tickets Delinquent	997	845	900
Traffic Court Parking Delinquent Court Cost	2,579	1,699	1,800
Miscellaneous	0	4,800	600
TOTAL FINES & FORFEITURES	\$671,720	\$634,575	\$604,200
<u>REVENUES FROM USE OF MONEY OR PROPERTY</u>			
Interest on Investments	\$3,385,315	\$2,892,879	\$1,800,800
Sale of City Owned Property	77,800	0	0
Sale of Back Tax Lots	252,653	0	161,700
Sale of Equipment	470,795	264,457	290,000
Sale of Scrap	194	0	0
TOTAL FROM USE OF MONEY OR PROPERTY	\$4,186,757	\$3,157,336	\$2,252,500

	FY19 Actual	FY20 Projected	FY21 Proposed
<u>MISCELLANEOUS REVENUE</u>			
Loss & Damage	\$400	\$1,192	\$1,200
Indirect Cost	6,409,861	6,180,270	6,211,200
Payroll Deduction Charges	726	657	600
Plans and Specification Deposits	15,310	21,480	2,600
Municipal Lien	221,406	139,529	72,200
Purchase Card Rebate	33,853	29,661	29,700
Take Home Vehicle Fee	70,163	69,989	69,400
Municipal Lien - Interest & Penalty	589	0	0
Delinquent Tax Cost Recovery	138,612	95,071	120,000
Miscellaneous Revenue	74,331	254,898	82,000
TOTAL MISCELLANEOUS REVENUE	\$6,965,250	\$6,792,746	\$6,588,900
<hr/>			
SUBTOTAL GENERAL FUND REVENUE	\$262,608,262	\$258,344,451	\$255,380,000
GOLF COURSE REVENUE	\$1,809,726	\$1,737,246	\$1,696,461
TOTAL GENERAL FUND REVENUE	\$264,417,988	\$260,081,697	\$257,076,461

and,

WHEREAS, it is necessary to base the appropriations to the various departments of the Municipal Government on the above estimated revenues;

NOW, THEREFORE,

BE IT ORDAINED BY THE CITY COUNCIL OF THE CITY OF CHATTANOOGA, TENNESSEE:

SECTION 1. That for the purpose of raising revenue to operate the various departments, agencies, boards, commissions, offices, divisions or branches of the Municipal Government, and to pay the interest on and retire bonds of said City as they mature, there be and is hereby levied upon all taxable property within the City of Chattanooga, Tennessee, a tax for the year 2020 at a rate of \$2.277 upon every \$100.00 in assessed value of such taxable property; and to the extent applicable there is also levied a tax at the same rate upon every \$100.00 of Merchant and other Ad Valorem within the corporate limits of the City of Chattanooga, Tennessee.

SECTION 2. That the assessment made by the Assessor of Property of Hamilton County, Tennessee, and by the Tennessee Regulatory Agency for 2020 on all property located within the

corporate limits of the City of Chattanooga, Tennessee, be and is hereby adopted as the assessments of the City of Chattanooga.

SECTION 3. That the taxes herein levied on all taxable property within the corporate limits of the City of Chattanooga shall be due and payable at the office of the City Treasurer and Tax Collector OCTOBER 1, 2020, and shall become delinquent MARCH 1, 2021, on which date unpaid taxes shall bear interest at twelve percent (12%) per annum, and a penalty of six percent (6%) per annum, plus other penalties as provided by law, which shall be paid by the taxpayer; provided, that except for taxpayers receiving tax relief under T.C.A. Sections 67-5-702 through 67-5-705.

SECTION 4. That the provisions of the Business Tax Act, Tennessee Code Annotated section 67-4-701, et seq., relative to the authorization of local taxes upon the privilege of engaging in certain types of business activities be and are hereby adopted by reference, and there is hereby levied a Business Tax on all businesses taxable by municipalities under Chapter 387, Public Acts of 1971, as amended, at the maximum rates specified therein. The Tennessee Department of Revenue shall collect the Business Tax on behalf of the City as authorized in T.C.A. § 67-4-703(a). The City Treasurer is authorized and directed to collect such fees and taxes as are authorized by said Act to be collected by the City of Chattanooga, a municipality, together with such interest and penalties as may become due thereon, at the maximum rate provided by law. The City Treasurer is hereby authorized and directed, in accordance with the Business Tax Act, to register new businesses located within the City and collect a fee of Fifteen Dollars (\$15.00) for issuance of an initial business license upon the City Treasurer's receipt of the application, together with any other information reasonably required, and to issue such license at the time of registration. The City

Treasurer is designated as the City official responsible for the registration of businesses located within the City of Chattanooga.

SECTION 5. That the budgets of the various departments, agencies, boards, commissions, offices, divisions, or branches of Municipal Government for the fiscal year beginning July 1, 2020, are fixed as hereafter set out; and the amount so fixed for each is hereby appropriated out of the estimated revenue for said year for the use of that department, agency, board, commission, office, division, branch of government, to-wit:

GENERAL FUND APPROPRIATIONS

	FY19	FY20	FY21
	Actual	Projected	Proposed
General Government & Supported Agencies	\$75,895,901	\$70,904,807	\$67,457,488
Executive Department	1,893,304	2,211,705	1,851,317
Department of Finance & Administration	5,920,300	6,810,389	6,912,086
Department of Human Resources	2,223,390	2,938,679	3,104,179
Department of Economic & Community Development	7,857,903	8,434,403	10,543,033
Department of Police	70,486,696	72,868,657	69,220,152
Department of Fire	45,336,642	47,085,858	46,938,028
Department of Public Works	33,457,025	35,112,670	31,228,129
Department of Youth & Family Development	11,058,306	10,716,501	12,157,601
Department of Transportation	10,663,651	11,674,791	9,467,987
SUBTOTAL	\$264,793,118	\$268,758,459	\$258,880,000
Golf Course	\$1,809,726	\$1,737,246	\$1,696,461
TOTAL GENERAL FUND	\$266,602,844	\$270,495,705	\$260,576,461
Estimated Incr(Decr) in Fund Balance	(1,870,228)	(10,414,008)	(3,500,000)
Beginning Unassigned Fund Balance July 1	\$84,392,434	\$82,522,206	\$72,108,198
Ending Unassigned Fund Balance June 30	\$82,522,206	\$72,108,198	\$68,608,198
Ending Unassigned Fund Balance (% of Total Approp.)	30.95%	26.66%	26.33%

	FY19	FY20	FY21
	Actual	Projected	Proposed
DEPARTMENT OF EXECUTIVE BRANCH			
Executive Office Administration	\$1,615,943	\$1,891,656	\$1,463,377
Multicultural Affairs	277,361	320,048	387,940
TOTAL	\$1,893,304	\$2,211,705	\$1,851,317
DEPARTMENT OF FINANCE & ADMINISTRATION			
City General Tax Revenue	\$4,617	\$54,089	\$500,000
Finance Office	2,880,795	3,248,775	3,156,520
Capital Planning	187,640	229,775	201,951
Office of Performance Management	219,028	477,935	431,431
City Treasurer	1,299,822	1,308,286	1,068,203
Delinquent Tax	139,388	168,215	168,000
City Court Clerk's Office	1,189,010	1,323,313	1,385,981
TOTAL	\$5,920,300	\$6,810,389	\$6,912,086
DEPARTMENT OF HUMAN RESOURCES			
Human Resources Admin	\$1,547,036	\$2,079,294	\$1,864,082
Employees Insurance Office	368,942	441,162	378,362
Employees Safety Program	125,590	177,396	395,315
On Job Injury Admin	78,000	139,242	100,000
Physical Exam - Police	9,860	40,238	20,000
Employee Training	93,962	61,347	346,420
TOTAL	\$2,223,390	\$2,938,679	\$3,104,179
DEPARTMENT OF ECONOMIC & COMMUNITY DEVELOPMENT			
ECD Neighborhood Serv - Admin	\$981,893	\$1,064,774	\$618,638
ECD Neighborhood Serv- Affordable Housing	95,721	110,526	0
ECD Economic Development	328,240	524,355	476,553
ECD Homeless Outreach Program	262,708	545,397	863,083
Neighborhood Service Development	346,482	367,187	396,063
Animal Services	0	0	1,777,000
Outdoor Chattanooga	770,879	837,203	923,600
Real Estate Office	89,709	0	0
Shared Maint Riverpark Art Maint & Mgmt	155,443	218,740	193,851
Land Development Office	3,012,953	3,026,171	3,089,180
Board of Plumbing Examiners	820	1,000	2,100
Board of Electrical Examiners	2,251	3,000	5,650
Board of Mechanical Examiners	77	1,300	1,850
Board of Gas Fitters	660	1,200	1,850
Board of Appeals & Variances	14,666	13,000	11,925
Back Tax Properties Abatement	101,670	98,423	100,000
ECD Home Repair Program	0	19,100	15,000
Code Enforcement	1,693,731	1,603,026	2,066,690
TOTAL	\$7,857,903	\$8,434,403	\$10,543,033

	FY19 Actual	FY20 Projected	FY21 Proposed
DEPARTMENT OF POLICE			
Chief of Police	\$1,174,356	\$1,253,049	\$1,143,659
Internal Affairs	1,150,706	1,514,768	1,496,524
Uniform Services Command Office	349,881	365,446	319,812
Community Outreach Services	413,841	590,896	523,659
Special Operations Division	4,169,556	4,381,610	5,014,803
Police Patrol Alpha	4,260,203	4,253,304	4,518,794
Police Patrol Bravo	2,767,208	2,705,664	3,411,595
Police Patrol Charlie	3,555,688	3,905,234	3,825,638
Police Patrol Delta	3,969,762	4,300,000	4,311,213
Police Patrol Echo	3,707,972	3,800,370	3,711,654
Police Patrol Fox	3,745,184	3,977,390	4,096,837
Police Patrol George	3,608,583	3,159,208	3,608,439
Police Bike Patrol	165,439	3,341,241	330,979
Investigative Services	471,061	348,677	598,033
Major Crimes	6,826,794	8,067,000	8,102,203
Special Investigations	4,046,212	3,102,512	3,389,188
CPD SVU at FJC	1,494,686	1,671,476	1,829,850
Police Admin. Support & Tech Serv.	2,397,890	2,025,860	2,673,555
Police Training Recruiting	5,633,509	3,158,673	2,220,594
Police Budget & Finance	407,509	472,418	432,653
Police Facilities & Security	6,867,620	6,627,277	6,037,503
Police Facilities - East 11th Street	10,233	42,920	25,326
Real Time Intelligence Center (RTIC)	1,328,619	1,372,736	1,623,146
Records Management & Services	729,534	677,116	748,948
Polygraph	114,665	109,311	108,118
Police Communications Center	4,730,950	5,117,426	5,117,426
Animal Services	1,725,250	1,777,000	0
Family Justice Center	658,650	750,077	0
Safety Minority Internship	5,135	0	0
TOTAL	\$70,486,696	\$72,868,657	\$69,220,152

DEPARTMENT OF FIRE

Fire Administration	\$632,141	\$537,720	\$595,644
Fire Operations	37,198,209	40,929,477	41,174,075
Fire Station # 1	192,532	71,068	51,524
Fire Station # 3	58,708	21,366	25,986
Fire Station # 4	69,087	23,419	22,195
Fire Station # 5	95,489	16,073	15,254
Fire Station # 6	63,256	24,195	24,093

	FY19	FY20	FY21
	Actual	Projected	Proposed
Fire Station # 7	105,316	32,787	32,337
Fire Station # 8	54,680	15,883	16,279
Fire Station # 9	53,769	13,451	14,251
Fire Station # 10	84,272	62,757	47,354
Fire Station # 11	60,955	24,312	20,887
Fire Station # 12	49,416	15,970	17,470
Fire Station # 13	88,565	17,942	17,859
Fire Station # 14	48,900	19,071	19,251
Fire Station # 15	43,596	11,671	10,971
Fire Station # 16	63,154	21,436	21,486
Fire Station # 17	50,801	11,321	11,571
Fire Station # 19	70,159	18,453	19,143
Fire Station # 20	54,403	12,981	13,621
Fire Station # 21	59,024	20,729	20,849
Fire Station # 22	51,460	10,956	10,856
Hamilton County Rescue	7,151	279	0
Fire Tactical Services	413,979	440,451	411,690
Fire Training Division	1,607,115	1,055,737	899,281
Fire Deputy Chief Admin	396,801	398,003	397,926
Fire Marshall Staff	1,556,224	1,555,262	1,703,196
Fire Logistics & Technology	2,107,480	1,703,088	1,322,980
TOTAL	\$45,336,642	\$47,085,858	\$46,938,028
DEPARTMENT OF PUBLIC WORKS			
Public Works Administration	\$1,197,281	\$2,098,622	\$292,778
City Engineer	1,474,136	1,515,294	1,525,889
Field Surveyors	224,795	162,060	190,271
Facilities Management	202,978	436,080	599,703
Mail Room	115,794	127,630	53,988
Office of Sustainability	113,148	117,191	117,072
Building Maintenance	1,914,306	2,150,671	1,978,366
Storage on Main Street	53,450	54,550	25,000
GIS	408,101	327,748	293,583
PW Summer Youth Work Program	75,641	49,199	76,428
Public Works Utilities	162,147	179,167	152,543
Solid Waste Disposal	6,306,148	4,734,868	4,741,200
Farmer's Market	1,003	3,000	1,000
CWS Admin	1,146,304	1,237,269	1,281,759
CWS Emergency	664,074	656,272	624,494
Central Business District	418,654	502,131	436,722
CWS Street Cleaning Crews	764,168	915,657	790,558

	FY19	FY20	FY21
	Actual	Projected	Proposed
CWS Mowing Tractors/Leaf Collection	966,388	942,295	921,552
CWS Street Sweeping	616,811	712,478	695,767
Brush Pick-up	1,398,512	3,353,192	1,327,963
Garbage Pick-up	4,448,903	3,541,897	3,744,853
Trash Flash Pick-up	681,550	1,036,247	1,001,351
Recycle Pick-up	677,223	661,141	803,537
Refuse Collection Centers	491,552	497,747	511,949
Container Management	622,850	564,630	460,122
Municipal Forestry	885,678	969,429	1,044,108
Park Maint - Admin	982,398	1,071,290	1,074,716
Park Maint - Playgrounds & Facilities	264,611	338,441	326,396
Park Maint - City-Wide Park Maintenance	1,151,952	1,291,381	1,357,450
Park Maint - City-Wide Security	4,440	8,048	4,888
Park Mgmt - Heritage Park	23,532	15,632	15,300
Park Mgmt - Greenway Farm	2,789	1,713	600
Park Mgmt - Rivermont Park	21,699	12,247	16,400
Park Mgmt - Landscape Miller Park	224,819	325,448	275,930
Park Mgmt - Landscape Mechanic	1,175	5,602	4,561
Shared Maint - TN Riverpark DT North	2,580,190	2,630,756	2,675,796
Shared Maint - TN Riverpark DT South	315,913	303,847	239,930
Shared Maint - Carousel Operations	112,550	47,049	29,427
Shared Maint - TN Riverpark Security	300,106	294,530	293,959
Shared Maint - Renaissance Park	198	0	0
Chattanooga Zoo at Warner Park	675,204	675,000	675,000
Memorial Auditorium..... A.O	77,003	0	0
Scenic Cities Beautiful	12,575	45,221	45,221
Tivoli Theatre.....A.O	674,276	500,000	500,000
TOTAL	\$33,457,025	\$35,112,670	\$31,228,129

DEPARTMENT OF YOUTH & FAMILY DEVELOPMENT

Youth & Family Development Admin	\$423,094	\$406,899	\$430,992
Office of Early Learning	174,708	295,048	316,962
Office of Comm. Resilience - Administration	0	0	150,000
Office of Comm. Resilience - Family Justice Ctr	0	0	691,944
Office of Comm. Resilience - Public Safety Office	0	0	203,810
Recreation Admin	1,275,137	1,234,297	1,254,658
Recreation Support Services	822,979	774,965	795,271
Recreation Public Information	104,395	114,463	91,336
Recreation Special Programs	89,387	86,450	116,032
Kidz Kamp	437,442	260,369	251,426
Sports Programs	306,937	585,626	646,782

	FY19	FY20	FY21
	Actual	Projected	Proposed
Aquatics Programs	288,931	299,124	319,887
Therapeutic Programs	189,223	195,957	220,571
Fitness Center	278,470	323,396	388,521
Youth Dev - CAPS	235,978	396,815	400,378
Youth Dev - Education	1,012,292	299,217	344,707
Youth Dev - Career Development	139,200	0	0
Rec Facility - Skatepark	14,650	27,477	0
Rec Facility - Champion's Club	346,473	322,419	326,887
Rec Facility - Summit of Softball	427,719	466,212	480,156
Rec Facility - North River Soccer	495	0	0
Rec Ctr - Avondale	213,715	256,750	260,717
Rec Ctr - Brainerd	331,416	314,856	305,385
Rec Ctr - Carver	255,102	226,940	280,706
Rec Ctr - East Chattanooga	288,549	294,212	279,518
Rec Ctr - East Lake	250,295	216,700	273,395
Rec Ctr - Eastdale	209,274	214,502	273,038
Rec Ctr - First Centenary	86,570	66,594	58,136
Rec Ctr - Frances B. Wyatt	120,610	105,175	108,340
Rec Ctr - Glenwood	214,518	228,720	228,415
Rec Ctr - John A. Patten	231,290	276,700	305,863
Rec Ctr - North Chattanooga	136,508	153,011	158,830
Rec Ctr - Shepherd	311,617	322,303	297,269
Rec Ctr - South Chattanooga	344,420	331,124	326,096
Rec Ctr - Tyner	163,917	253,421	233,989
Rec Ctr - Washington Hills	274,619	299,705	291,793
Rec Ctr - Westside Community Ctr	177,740	126,170	125,742
Rec Ctr - Hixson	270,914	292,995	265,815
Rec Ctr - Cromwell Community Ctr	153,797	167,318	110,545
North River Center Programs	111,977	114,313	122,490
Eastgate Center Programs	244,863	246,443	275,907
Heritage House Programs	99,085	119,815	145,290
TOTAL	\$11,058,306	\$10,716,501	\$12,157,601
DEPARTMENT OF TRANSPORTATION			
Traffic Engineering Admin	\$531,222	\$54,531	\$0
Street Lighting	1,176	0	0
Smart Cities Operations	4,418,740	5,156,930	5,597,423
Traffic Operations	4,157,867	4,717,995	2,268,756
Complete Streets	484,169	989,457	1,331,847
Transportation Admin	583,304	493,673	269,961
Transport Design and Engineering	487,173	262,205	0
TOTAL	\$10,663,651	\$11,674,791	\$9,467,987

	FY19	FY20	FY21
	Actual	Projected	Proposed
Golf Course			
Brainerd	\$888,252	\$907,093	\$830,691
Brown Acres	921,474	964,683	865,770
	<u>\$1,809,726</u>	<u>\$1,871,776</u>	<u>\$1,696,461</u>

SECTION 5(a). GENERAL GOVERNMENT & SUPPORTED AGENCIES. The initials "A.O." as they appear in this Section, or elsewhere in the Ordinance, shall mean "Appropriation Only" which is hereby defined to mean that the amount as is shown being appropriated is only the appropriation of the City toward the total budget of such department, agency, board, commission, office or division or branch of government and is not to be construed to mean that such amount is its total budget or appropriation. The initials "A.S.F." as they appear in this Section, or elsewhere in this Ordinance, shall mean "Appropriation to Special Fund" which is hereby defined to mean that the amount as is shown being appropriated is to a Special Fund that will not revert to the General Fund at the end of the fiscal year.

GENERAL GOVERNMENT & SUPPORTED AGENCIES

		FY19	FY20	FY21
		Actual	Projected	Proposed
City Council		\$685,747	\$680,623	\$831,784
City Judges Division 1		523,895	535,063	560,758
City Judges Division 2		484,412	493,167	512,720
City Attorney Operations		1,565,233	1,664,754	1,709,716
Internal Audit		664,854	682,886	721,088
Information Technology		7,420,377	8,140,345	8,231,525
Purchasing		911,420	910,012	960,084
311 Call Center		675,735	680,507	684,576
AIM Center, Inc	A.O.	65,000	65,000	63,700
Air Pollution Control Bureau	A.S.F.	270,820	270,820	270,820
Arts Build	A.O.	275,000	275,000	266,250
Bessie Smith Cultural Center	A.O.	80,000	80,000	80,000
Bethlehem Center	A.O.	65,000	65,000	63,700
CARTA Subsidy	A.O.	5,352,440	5,824,996	5,800,000
Council for Alcohol and Drug Abuse Services, Inc.	A.O.	0	0	25,000

		FY19	FY20	FY21
		Actual	Projected	Proposed
Chambliss Center for Children	A.O.	350,000	350,000	350,000
Chattanooga Area Food Bank	A.O.	0	10,000	0
Chattanooga Area Urban League	A.O.	120,000	132,000	132,000
Chattanooga Basketball	A.O.	100,000	100,000	90,000
Chattanooga Design Studio	A.O.	50,000	100,000	200,000
Chattanooga Football Club Found.	A.O.	40,000	40,000	25,000
Chattanooga Goodwill Industries	A.O.	7,500	22,500	15,000
Chattanooga Kids on the Block	A.O.	20,000	20,000	0
Chattanooga Neigh. Enterprises	A.O.	689,249	720,751	705,000
Chattanooga Public Library	A.S.F.	6,545,000	6,791,034	6,791,034
Chattanooga Room in the Inn	A.O.	25,000	25,000	24,000
Chattanooga State Comm. College	A.O.	25,000	25,000	0
Children's Advocacy Center	A.O.	65,000	65,000	63,700
Community Foundation	A.O.	100,000	100,000	100,000
Community Haven	A.O.	0	0	10,000
Creative Discovery Museum	A.O.	0	25,000	20,000
Enterprise South Nature Park	A.O.	634,499	826,417	716,985
Family Promise of Greater Chatt.	A.O.	175,000	512,750	400,000
Friends of the Zoo, Inc	A.O.	18,750	20,000	20,000
Girls, Inc.	A.O.	110,000	91,000	82,000
Greater Chattanooga Sports & Events	A.O.	100,000	100,000	80,000
Green Spaces	A.O.	25,000	25,000	20,000
Habitat for Humanity of Chattanooga	A.O.	40,000	40,000	35,000
Helen Ross McNabb	A.O.	77,500	62,000	60,760
Heritage Hall Fund	A.S.F.	74,725	79,266	79,266
Homeless Coalition	A.O.	70,000	70,000	70,000
Joe Johnson Mental Health	A.O.	60,000	60,000	58,800
LaPaz Chattanooga	A.O.	50,000	50,000	49,000
Lookout Mountain Conservancy	A.O.	20,000	16,250	12,000
Launch	A.O.	0	30,000	27,500
Orange Grove	A.O.	106,000	106,000	106,000
Partnership for Family, Children & Adults	A.O.	65,000	65,000	63,700
Regional Planning Agency	A.S.F.	2,003,663	2,003,663	2,003,663
Signal Center	A.O.	275,000	1,025,000	1,025,000
Speech & Hearing Center	A.O.	67,700	67,700	67,700
Tech Town Foundation	A.O.	40,000	40,000	0
Tennessee Golf Foundation	A.O.	0	25,000	24,000
Chattanooga Junior Golfers Program	A.O.	25,000	0	0
Tennessee RiverPark	A.O.	1,288,802	1,234,869	1,366,076
United Way of Greater Chattanooga	A.O.	460,000	500,000	500,000
WTCI-TV-Channel 45	A.O.	93,000	93,000	80,000

		FY19	FY20	FY21
		Actual	Projected	Proposed
Office of Family Empowerment	A.S.F.	1,259,643	1,334,643	1,334,643
Debt Service Fund	A.S.F.	24,687,712	20,940,110	20,292,489
Capital Improvements		11,415,820	6,000,000	3,500,000
Election Expense		33,268	25,000	250,000
City Code Revision		12,508	12,500	15,000
Unemployment Insurance		23,740	21,157	40,000
Contingency Fund Appropriation		587,674	1,727,000	1,616,710
Renewal & Replacement		1,143,780	1,253,017	700,000
Audits, Dues & Surveys		125,473	141,680	175,000
Intergovernmental Relations		302,357	344,227	285,000
City Water Quality Management Fees		531,142	576,458	632,741
Liability Insurance Premiums	A.S.F.	800,000	500,000	400,000
Edu. Contribution (per TCA 57-4-306)		1,901,716	1,974,642	1,930,000
Enterprise South Indust. Park Admin.		2,538	10,000	6,000
Tuition Assistance Program		12,209	7,000	25,000
Total		\$75,895,901	\$70,904,807	\$67,457,488

SECTION 6. That there be and is hereby established a budget for each of the following special funds for Fiscal Year 2020-2021

	FY19	FY20	FY21
	Actual	Projected	Proposed
1111 <u>ECONOMIC DEVELOPMENT</u>			
ESTIMATED REVENUE			
Local Option Sales Tax	\$14,660,843	\$15,226,649	\$12,790,495
Local Option Tourist Development Zone	7,188,926	10,318,465	4,500,000
Total	\$21,849,769	\$25,545,113	\$17,290,495
APPROPRIATIONS			
Economic Development Capital Projects	\$10,247,800	\$8,000,000	\$8,000,000
Approp to Capital From Fund Balance	0	10,000,000	10,000,000
Chattanooga Chamber of Commerce A.O.	450,000	450,000	450,000
Chamber of Commerce-Marketing & Ind Serv A.O.	75,000	75,000	75,000
Chattanooga Dream	0	60,000	0
Resiliency Planning	0	100,000	0
Enterprise Ctr - Innovation District A.O.	850,000	0	0
Enterprise Ctr - Operating Support A.O.	1,002,500	1,002,500	987,500
Enterprise Ctr - Digital Equity Programs A.O.	325,000	421,000	421,000

	FY19 Actual	FY20 Projected	FY21 Proposed
Enterprise Ctr - Bessie Smith/Mapp Building A.O.	50,000	0	0
Public Edu. Foundation STEP-UP Chatt. A.O.	25,000	75,000	75,000
Sales Tax Commission	164,630	152,266	127,905
Lease Payments/TDZ transfer to CDRC to Cover Debt	7,656,254	7,180,182	6,874,090
Thrive Regional Partnership A.O.	100,000	100,000	80,000
Carter Street Corporation A.O.	200,000	200,000	200,000
TN Reconnect Grant A.O.	65,750	0	0
Total	\$21,211,934	\$27,815,948	\$27,290,495
Estimated Incr(Decr) in Fund Balance	\$637,835	(2,270,835)	(10,000,000)
Beginning Fund Balance July 1	\$17,957,197	\$18,595,032	\$16,324,197
Ending Fund Balance June 30	\$18,595,032	\$16,324,197	\$6,324,197
Ending Fund Balance as a % of Total Appropriations	87.66%	58.69%	23.17%

2030 YFD - OFFICE OF FAMILY EMPOWERMENT

ESTIMATED REVENUE

Federal	\$12,372,998	\$13,114,065	\$13,601,364
State	4,109,386	3,900,089	3,900,064
City of Chattanooga - Transfer In	1,259,643	1,334,640	1,908,490
Other - Transfer In	414,714	0	0
Contributions & Donations	12,477	0	0
Total	\$18,169,218	\$18,348,794	\$19,409,918

APPROPRIATIONS

Administration	\$1,338,002	\$1,196,882	\$1,770,706
Headstart	12,678,140	12,685,812	13,173,111
Day Care	24,980	0	0
Foster Grandparents	487,433	541,011	541,011
Low Income Energy Assistance Program	2,965,489	3,035,215	3,035,215
Community Services Block Grant (CSBG)	713,662	839,825	839,825
Social Services Programs	58,233	25,050	25,050
City General Relief	17,046	25,000	25,000
Other	26,193	0	0
Total	\$18,309,178	\$18,348,795	\$19,409,918

Estimated Incr(Decr) in Fund Balance	(139,960)	(1)	\$0
Beginning Fund Balance July 1	\$566,363	\$426,403	\$426,402
Ending Fund Balance June 30	\$426,403	\$426,402	\$426,402
Ending Fund Balance as a % of Total Appropriations	2.33%	2.32%	2.20%

	FY19 Actual	FY20 Projected	FY21 Proposed
<u>2050 STATE STREET AID</u>			
ESTIMATED REVENUE			
State Shared Ops St Aid 1989 Amended Gas Tax	\$507,293	\$490,277	\$490,000
State Shared Ops Street Aid Gas Tax	3,181,253	3,072,368	3,075,000
State Shared Ops Street Aid Add 3 Cent Tax	939,980	908,450	825,000
IMPROVE Act	1,242,146	1,502,672	1,410,000
State Maintenance of Streets	78,958	16,378	0
Other	73,752	52,318	0
Total	\$6,023,382	\$6,042,463	\$5,800,000
APPROPRIATIONS			
Operations	\$3,925,354	\$4,736,025	\$4,719,156
Transfer Out - Transportation Capital	1,765,148	1,740,359	2,937,926
Total	\$5,690,502	\$6,476,384	\$7,657,082
Estimated Incr(Decr) in Fund Balance	\$332,880	(433,921)	(1,857,082)
Beginning Fund Balance July 1	\$5,541,533	\$5,874,413	\$5,440,492
Ending Fund Balance June 30	\$5,874,413	\$5,440,492	\$3,583,410
Ending Fund Balance as a % of Total Appropriations	103.23%	84.01%	46.80%

2060 COMMUNITY DEVELOPMENT FUND

ESTIMATED REVENUE			
Federal and State	\$1,427,496	\$1,373,466	\$2,724,257
Miscellaneous/Other	1,022,482	291,000	962,000
Total	\$2,449,978	\$1,664,466	\$3,686,257
APPROPRIATIONS			
Administration	\$854,673	\$604,000	\$427,525
Chattanooga Neighborhood Enterprise	126,734	112,492	0
Other Community Development Projects	735,323	723,508	2,758,732
Transfers	511,624	224,466	500,000
Total	\$2,228,354	\$1,664,466	\$3,686,257
Estimated Incr(Decr) in Fund Balance	\$221,624	\$0	\$0
Beginning Fund Balance July 1	\$2,042,598	\$2,264,222	\$2,264,222
Ending Fund Balance June 30	\$2,264,222	\$2,264,222	\$2,264,222
Ending Fund Balance as a % of Total Appropriations	101.61%	136.03%	61.42%

	FY19 Actual	FY20 Projected	FY21 Proposed
2070 HOTEL/MOTEL TAX FUND			
ESTIMATED REVENUE			
Occupancy Tax	\$7,585,445	\$6,765,498	\$5,300,254
Interest Revenue	2,613	2,925	0
Total	\$7,588,058	\$6,768,423	\$5,300,254
APPROPRIATIONS			
PW Cap. Fund Walnut St Bridge & Holmberg Bridge	\$6,800,000	\$669,889	0
Hotel/Motel County Trustee Collection Fee	155,835	135,310	106,005
Debt Service	3,758,373	2,972,859	3,879,623
Hamilton County Accounting Fee	74,322	67,655	53,003
Total	\$10,788,530	\$3,845,713	\$4,038,631
Estimated Incr(Decr) in Fund Balance	(3,200,472)	\$2,922,710	\$1,261,623
Beginning Fund Balance July 1	\$2,667,920	(532,552)	\$2,390,158
Ending Fund Balance June 30	(532,552)	\$2,390,158	\$3,651,781
Ending Fund Balance as a % of Total Appropriations	-4.94%	62.15%	90.42%

3100 DEBT SERVICE FUND

ESTIMATED REVENUE			
General Fund	\$24,812,512	\$21,064,910	\$20,417,289
CDBG (Fannie Mae Loan)	388,957	334,071	332,507
Hotel/Motel Tax	3,758,373	2,928,907	3,879,623
Capital Funds	(1,200,000)		0
Other Sources	75,442	75,442	75,442
Total	\$27,835,284	\$24,403,330	\$24,704,861
APPROPRIATIONS			
Principal	\$20,982,892	\$19,314,878	\$18,153,675
Interest	6,741,953	6,001,393	6,451,186
Bank Service Charges	51,218	62,000	100,000
Total	\$27,776,063	\$25,378,271	\$24,704,861
Estimated Incr(Decr) in Fund Balance	\$59,221	(974,941)	\$0
Beginning Fund Balance July 1	\$2,990,088	\$3,049,309	\$2,074,368
Ending Fund Balance June 30	\$3,049,309	\$2,074,368	\$2,074,368
Ending Fund Balance as a % of Total Appropriations	10.98%	8.17%	8.40%

	FY19 Actual	FY20 Projected	FY21 Proposed
6010 INTERCEPTOR SEWER SYSTEM			
ESTIMATED REVENUE			
Sewer Service Charges	\$76,156,291	\$78,838,149	\$72,161,132
Industrial Surcharges	3,700,493	3,408,573	2,602,347
Septic Tank Charges	465,305	511,313	407,526
Wheelage and Treatment:			
Hamilton County, TN	1,401,364	1,736,942	1,744,264
Lookout Mountain, TN	433,779	462,749	480,927
Lookout Mountain, GA	116,024	131,915	132,203
Walker County, GA	2,230,250	2,056,212	1,893,236
Collegedale, TN	1,340,075	1,609,419	1,603,137
Soddy-Daisy, TN	419,023	529,715	533,379
East Ridge, TN	2,947,962	3,611,793	3,693,697
Windstone	61,078	69,288	63,262
Rossville, GA	1,004,750	932,957	885,066
Red Bank, TN	1,388,193	1,664,024	1,694,842
Northwest Georgia	1,110,350	3,019,703	2,516,407
Catoosa-Ringgold, GA	700,946	858,984	886,421
Dade County, GA	21,938	27,842	28,019
Debt Service Northwest Georgia	286,273	0	0
Industrial User Permits	40,500	40,500	45,000
Industrial User Fines	3,000	3,700	0
Garbage Grinder Fees	87,360	97,416	91,494
Bad Debt Expense	(2,187,750)	(4,000,000)	0
Other Revenue/Charges	197,126	165,215	37,640
Operating Revenue:	\$91,924,330	\$95,776,409	\$91,500,000
Interest Earnings	2,404,879	1,863,486	500,000
Total Revenues	\$94,329,209	\$97,639,895	\$92,000,000
APPROPRIATIONS			
Operations & Maintenance:			
Administration	\$4,768,192	\$5,116,484	\$6,360,575
Laboratory	783,862	953,086	966,495
Engineering	969,472	1,174,311	1,350,748
Plant Maintenance	9,356,384	8,740,231	9,769,824
Sewer Maintenance	6,744,166	8,130,982	8,973,017
Moccasin Bend - Liquid Handling	11,549,549	10,950,944	11,188,428
Inflow & Infiltration	2,111,413	2,240,669	2,588,636
Safety & Training	230,003	264,540	386,015

	FY19	FY20	FY21
	Actual	Projected	Proposed
Pretreatment/Monitoring	583,616	726,996	799,928
Moccasin Bend - Solid Handling	2,859,241	3,705,264	3,590,888
Moccasin Bend - Landfill Handling	2,034,670	2,000,000	2,250,000
Contingency	0	2,972,467	2,879,222
Combined Sewer Overflow	250,403	272,250	384,950
Inventory Moc Bend	738,911	0	0
Municipal Billing	48,820	0	0
Pump Station Operations	896,084	1,023,125	1,189,633
Total Operations & Maintenance	\$43,924,785	\$48,271,349	\$52,678,359
Pumping Stations:			
Mountain Creek Pump Station	\$34,491	\$43,550	\$43,550
Citico Pump Station	493,381	593,400	593,400
Friar Branch Pump Station	279,752	348,400	396,400
Hixson 1, 2, 3, & 4 Pump Stations	421,541	298,950	298,950
19th Street Pump Station	60,016	101,650	101,650
Orchard Knob Pump Station	45,640	55,250	55,250
South Chickamauga Pump Station	672,098	691,250	687,500
Tiftonia 1 & 2 Pump Stations	86,911	157,000	157,000
23rd Street Pump Station	200,127	244,885	228,100
Latta Street Pumping Stations	9,876	23,750	23,750
Residential Pump Stations	10,528	10,000	10,000
Murray Hills Pump Station	39,636	66,350	66,350
Highland Park Pump Station	45,181	54,100	54,100
Big Ridge 1-5 Pump Stations	141,231	164,600	164,600
Dupont Parkway Pump Station	349,231	74,150	74,150
VAAP Pump Station	5,742	33,300	18,300
Northwest Georgia Pump Station	89,143	90,800	90,800
Brainerd Pump Station	31,973	47,000	47,000
East Brainerd Pump Station	110,562	88,000	88,000
North Chattanooga Pump Station	27,986	47,650	47,650
South Chattanooga Pump Station	4,168	12,420	12,420
Ooltewah-Collegedale Pump Station	5,766	18,450	18,450
Odor Control Pump Stations	1,401,195	1,500,000	1,500,000
Enterprise South Pump Station	16,484	18,750	18,750
River Park Pump Station	450	2,800	2,800
Ringgold Pump Station	58,135	89,900	89,900
Regional Metering Stations	3,005	9,600	9,600
Warner Park #1 Pump Station	0	2,500	2,500
West Chickamauga	227	0	0
Total Pumping Stations	\$4,644,476	\$4,888,455	\$4,900,920

	FY19 Actual	FY20 Projected	FY21 Proposed
Total Ops, Maint. & Pumping Stations	\$48,569,261	\$53,159,804	\$57,579,279
Capital Improvement Appropriation to Capital	\$33,300,000	\$41,407,500	\$36,450,000
Debt Service			
Principal	\$9,130,367	\$8,823,899	\$9,220,088
Interest	2,703,202	2,630,191	3,244,179
Bank Fees	98,991	116,111	156,455
Sub Total Debt Service	11,932,560	11,570,201	12,620,722
Total	\$93,801,821	\$106,137,505	\$106,650,000
Estimated Incr(Decr) in Fund Balance	\$527,388	(8,497,610)	(14,650,000)
Beginning Fund Balance July 1	\$90,138,500	\$90,665,888	\$82,168,278
Ending Fund Balance June 30	\$90,665,888	\$82,168,278	\$67,518,278
Ending Fund Balance as a % of Total Appropriations	96.66%	77.42%	63.31%

6020 SOLID WASTE & SANITATION FUND

ESTIMATED REVENUE

Landfill Tipping Fees	\$325,856	\$282,387	\$250,000
City Tipping Fees	5,483,200	4,073,000	4,073,000
Sale of Property / Scrap	71,665	0	20,000
Sale of Mulch	6,826	0	0
Interest Income	0	206,681	0
FEMA/TEMA	0	393,319	0
Miscellaneous	115,441	111,872	6,000
Total	\$6,002,988	\$5,067,259	\$4,349,000

APPROPRIATIONS

Recycling Center	\$874,211	\$948,686	\$928,114
Waste Disposal – Birchwood & Summit Monitoring	2,309	592	0
Waste Disposal – City Landfill	644,769	673,353	861,789
Compost Waste Center	639,081	1,076,557	516,974
Principal	1,816,600	970,043	629,376
Interest	240,508	179,396	151,933
Bank Fees	1,091	1,374	1,054
Capital Improvement	1,086,354	941,607	26,125
Landfill Closure & Postclosure	0	0	1,203,635
Household Hazardous Waste	77,762	34,113	30,000
Total	\$5,382,685	\$4,825,721	\$4,349,000

	FY19 Actual	FY20 Projected	FY21 Proposed
Estimated Incr(Decr) in Fund Balance	\$620,303	\$241,538	\$0
Beginning Fund Balance July 1	\$5,836,367	\$6,456,670	\$6,698,208
Ending Fund Balance June 30	\$6,456,670	\$6,698,208	\$6,698,208
Ending Fund Balance as a % of Total Appropriations	119.95%	138.80%	154.02%

6030 WATER QUALITY FUND

ESTIMATED REVENUE

Water Quality Fee	\$22,783,725	\$25,417,812	\$25,800,000
Water Quality Permits	336,102	493,110	350,000
Revenue Adjustments	296,600	0	0
Other	630,176	194,414	0
Total	\$24,046,603	\$26,105,336	\$26,150,000

APPROPRIATIONS

Water Quality Management Administration	\$3,686,818	\$4,312,189	\$5,023,187
Water Quality Maintenance & Operations	6,685,658	8,132,607	9,044,153
Water Quality Site Development	986,090	1,160,933	1,180,875
Water Quality Engineering & Project Management	1,169,263	1,224,018	1,764,214
Water Quality Public Education	102,706	97,926	618,429
Renewal & Replacement	41,459	75,200	75,200
Brainerd Levee 1, 2, 3	0	54,749	54,925
Water Quality Storm Station	62,070	18,277	18,310
Minor Storm Stations	0	15,842	14,530
Principal	1,340,002	1,398,257	1,295,015
Interest	533,526	605,545	587,629
Bank Service Charges	229	163	165
Appropriation to Capital Project Fund	13,867,620	4,784,875	6,473,368
Total	\$28,475,441	\$21,880,581	\$26,150,000

Estimated Incr(Decr) in Fund Balance	-\$4,428,838	\$4,224,755	\$0
Beginning Fund Balance July 1	\$28,848,400	\$24,419,562	\$28,644,317
Ending Fund Balance June 30	\$24,419,562	\$28,644,317	\$28,644,317
Ending Fund Balance as a % of Total Appropriations	85.76%	130.91%	109.54%

	FY19 Actual	FY20 Projected	FY21 Proposed
6070 <u>TENNESSEE VALLEY REGIONAL COMMUNICATION SYSTEM</u>			
ESTIMATED REVENUE			
Federal Maintenance Fees	\$29,624	\$23,155	\$35,483
State Maintenance Fee	54,121	\$50,411	42,934
Other Government Maintenance Fee	1,053,582	1,131,290	1,228,571
Mobile Communications Services	208,541	226,607	221,663
Outside Sales	50,947	0	51,617
Miscellaneous Revenue	46,584	56,923	0
Master Site Buy-In Revenue to Capital Replacement	0	120,000	120,000
Total	\$1,443,399	\$1,608,386	\$1,700,267
APPROPRIATIONS			
Operations	1,271,179	1,495,232	1,700,267
Total	\$1,271,179	\$1,495,232	\$1,700,267
Estimated Incr(Decr) in Fund Balance	\$172,220	\$113,154	\$0
Beginning Fund Balance July 1	\$258,000	\$430,220	\$543,374
Ending Fund Balance June 30	\$430,220	\$543,374	\$543,374
Ending Fund Balance as a % of Total Appropriations	33.84%	36.34%	31.96%
9091 <u>AUTOMATED TRAFFIC ENFORCEMENT</u>			
ESTIMATED REVENUE			
Automated Traffic & Speeding Fines	\$658,574	\$624,000	\$638,500
Miscellaneous	1,079	0	0
Total	\$659,653	\$624,000	\$638,500
APPROPRIATIONS			
Traffic Enforcement Operations	\$733,062	\$624,000	\$1,010,004
Total	\$733,062	\$624,000	\$1,010,004
Estimated Incr(Decr) in Fund Balance	(73,409)	\$0	(371,504)
Beginning Fund Balance July 1	\$1,081,884	\$1,008,475	\$1,008,475
Ending Fund Balance June 30	\$1,008,475	\$1,008,475	\$636,971
Ending Fund Balance as a % of Total Appropriations	137.57%	161.61%	63.07%

	FY19 Actual	FY20 Projected	FY21 Proposed
9250 <u>NARCOTICS FUND</u>			
ESTIMATED REVENUE			
Confiscated Narcotics Funds	261,063	400,000	395,000
Fines, Forfeitures and Penalties	34,538	0	0
Other	0	20,000	30,000
Total	\$295,601	\$420,000	\$425,000
APPROPRIATIONS			
Operations	\$152,828	\$300,000	\$425,000
Total	\$152,828	\$300,000	\$425,000
Estimated Incr(Decr) in Fund Balance	\$142,773	\$120,000	\$0
Beginning Fund Balance July 1	\$541,077	\$683,850	\$803,850
Ending Fund Balance June 30	\$683,850	\$803,850	\$803,850
Ending Fund Balance as a % of Total Appropriations	447.46%	267.95%	189.14%
9252 <u>FEDERAL ASSET FORFEITURE FUND</u>			
ESTIMATED REVENUE			
Federal	\$87,604	\$23,401	\$25,000
Other	5,556	0	0
Total	\$93,160	\$23,401	\$25,000
APPROPRIATIONS			
Capital	\$250,000	\$0	\$300,000
Total	\$250,000	\$0	\$300,000
Estimated Incr(Decr) in Fund Balance	(156,840)	\$23,401	(275,000)
Beginning Fund Balance July 1	\$525,398	\$368,558	\$391,959
Ending Fund Balance June 30	\$368,558	\$391,959	\$116,959
Ending Fund Balance as a % of Total Appropriations	147.42%	0.00%	38.99%

SECTION 6. That there be and is hereby authorized the appropriation of all collections and fund balances to the respective funds, other than the General Fund, to be expended for the general public purposes as indicated.

SECTION 7. That all persons under the “City of Chattanooga Classification and Pay System” and covered by the “Pay Plans” on the effective date of this Ordinance shall receive pay within the appropriate range as designed in the City’s Pay Plan. All positions not covered by the City’s Pay Plans shall be assessed and pay determined consistent with the City’s established compensation policy. In the event that a provision within this budget ordinance becomes in conflict with a federal, state, or local law or regulation, the appropriate law or regulation shall prevail.

SECTION 7(a). Any person designated as a City employee shall not be paid less than the rate as defined by the Federal Poverty Guidelines for a family of four (4), except for those employees whose pay is governed by federal formula.

SECTION 7(b). In addition to positions provided for hereinafter, known as positions within the “City of Chattanooga Classification System”, which includes only regular full time and part-time positions, the City recognizes and authorizes the following types of designation of positions as exempt from the Classification System: Temporary, Elected Officials and Appointed Employee.

SECTION 7(c). That except as otherwise provided, the positions specified hereinafter are hereby authorized at the designated pay grade levels.

DEPARTMENT OF GENERAL GOVERNMENT			
City Council			
0020100	1	Council Chairperson	***
0020200	1	Council Vice Chairperson	**
0020300	7	Council Member	*
0000039	1	Legislative & Management Analyst	GS.25 (1 frozen)
0000159	1	Clerk to Council	GS.20
0004201	1	Council Support Specialist	GS.15
0004047	1	Administrative Support Assistant 2	GS.07
Subtotal	13		

*Members of the Council shall be paid fifteen percent (15%) of the Mayor's salary.

**The Vice-Chairperson shall be paid fifteen percent (15%) of the Mayor's salary plus an additional \$2,500.

***The Chairperson shall be paid fifteen percent (15%) of the Mayor's salary plus an additional \$5,000.

City Judges Division 1

0020010	1	City Judge	*
0000152	2	City Court Officer	NP
0000153	1	Judicial Assistant	NP
00CJPT1	2	City Court Officer PT	NP
0000153	1	Judicial Assistant PT	NP
Subtotal	7		

City Judges Division 2

0020010	1	City Judge	*
0000152	2	City Court Officer	NP
0000153	1	Judicial Assistant	NP
00CJPT1	1	City Court Officer PT	NP
0000153	2	Judicial Assistant PT	NP
Subtotal	7		

*The City Judges shall be paid the same salary as the General Sessions Judges of Hamilton County, Tennessee.

Office of City Attorney

0000150	1	City Attorney	GS.34
0000028	2	Staff Attorney 2	GS.29
0004351	4	Staff Attorney 1	GS.27
0001029	1	Claims & Risk Analyst	GS.18
0002142	1	Compliance Officer	GS.18
000026	4	Legal Assistant	GS.13
0004037	1	Administrative Support Specialist	GS.10
0004329	1	Public Records Manager	GS.17
Subtotal	15		

Internal Audit

0002118	1	City Auditor	GS.29
0002117	4	Senior Auditor	GS.21
0004037	1	Administrative Support Specialist (PT)	GS.10
Subtotal	6		

Information Technology

0000107	1	Chief Information Officer	GS.33	
0000109	1	Deputy Chief Information Officer	GS.31	
0004350	1	Manager IT Infrastructure	GS.28	
0000023	1	Assistant Director Project Management	GS.30	
0000024	1	Assistant Director IT Operations	GS.30	
0000108	1	Manager Applications Development	GS.28	
0000113	1	Manager IT Support Services	GS.28	
0004062	1	Manager IT Operations	GS.27	
0000089	1	IT Project Manager	GS.26	
0004391	1	Software Development Engineer 2	GS.25	
0004004	5	IT Business Project Analyst	GS.25	(1 frozen)
0004046	1	Database Administrator	GS.25	(1 frozen)
0004390	3	Software Development Engineer 1	GS.24	
0000115	2	System & Database Specialist 2	GS.23	(1 frozen)
0000116	3	System & Database Specialist 1	GS.22	(1 frozen)
0000110	2	Network Analyst	GS.22	(2 frozen)
0004358	1	Security Analyst	GS.22	
0000120	1	IT Support Services Supervisor	GS.21	
0000119	4	Programmer 2	GS.20	
0001007	1	UX Designer	GS.20	
0004008	1	Web Master	GS.20	
0004009	2	IT Specialist	GS.19	
0000127	2	Programmer 1	GS.18	
0001008	1	IT Technical Trainer	GS.18	
0004011	1	Fiscal Analyst	GS.17	
0004015	4	IT Technician	GS.15	(3 frozen)
0004021	1	Executive Assistant	GS.14	
0004037	1	Administrative Support Specialist	GS.10	
Subtotal	46			

Purchasing

0000250	1	Director Purchasing	GS.27	
0000267	1	Deputy Director Purchasing	GS.21	
0004321	2	Buyer 2	GS.18	
0004167	1	Procurement Analyst	GS.17	
0000252	3	Buyer 1	GS.16	
0000046	1	Supplier Engagement Coordinator	GS.16	
0004315	1	Grants Specialist	GS.15	
0004037	1	Administrative Support Specialist	GS.10	
Subtotal	11			

311 Call Center

0002110	1	Call Center Manager	GS.17
0002108	1	Customer Service Supervisor	GS.15
0002106	2	Customer Service Representative 2	GS.08
0002107	8	Customer Service Representative 1	GS.07
0002107	<u>3</u>	Customer Service Representative 1 (ISS)	GS.07
Subtotal	15		

GEN GOVERNMENT TOTAL 120

EXECUTIVE DEPARTMENT OF THE MAYOR

Administration

0000030	1	Deputy Chief of Staff	NP
0000112	1	Constituent Services Coordinator	NP
0000171	1	Chief of Staff	NP
0001517	1	Director Special Projects	NP
0004057	1	Administrative Support Assistant 1	GS.04
0004195	1	Chief Operating Officer	NP
0004200	2	Administrative Specialist	NP
0004289	1	Senior Policy Analyst	NP
0004292	1	Senior Advisor to Mayor	NP
0004294	1	Project Coordinator	NP
0020001	<u>1</u>	Mayor*	NP
Subtotal	12		

*The salary of the Mayor shall be the same as the salary of the County Mayor of Hamilton County, TN.

Office of Multicultural Affairs

0002140	1	Director MultiCultural Affairs	NP
0004379	<u>1</u>	Community Program Specialist	GS.15
Subtotal	2		

EXECUTIVE BRANCH TOTAL 14

DEPARTMENT OF FINANCE & ADMINISTRATION

Finance Office

0000075	1	Administrator City Finance Officer	GS.35
0000076	1	Deputy Administrator Finance	GS.29
0000077	1	Budget Officer	GS.27

0000079	1	Manager Financial Operations	GS.27	
0000081	1	Accounts Payable Supervisor	GS.17	
0000082	1	Accounting Manager	GS.26	
0000083	1	Payroll Supervisor	GS.23	
0000085	4	Management Budget Analyst 1	GS.23	(1 frozen)
0000086	1	Management Budget Analyst 2	GS.24	
0000087	4	Accountant 1	GS.23	
0000090	1	Accountant 2	GS.24	
0000091	1	Accountant 3	GS.25	
0000099	1	Payroll Assistant	GS.09	
0000102	1	Payroll Technician	GS.11	
0000103	1	Payroll Technician 2	GS.12	
0001402	4	Accounting Technician 1	GS.08	
0004021	1	Executive Assistant	GS.14	
0004035	2	Accounting Technician 2	GS.10	
0004047	2	Administrative Support Assistant 2	GS.07	
0004143	1	Business Systems Analyst	GS.24	
0004210	1	Deputy Chief Operating Officer	NP	
0004318	1	Budget Manager	GS.25	
Subtotal	33			

Office of Open Data & Performance Management

0000051	1	Dir. Open Data & Performance Mgmt.	GS.26	
0004224	1	Open Data Specialist	GS.17	
0004311	1	Performance Analyst	GS.22	
Subtotal	3			

Capital Planning

0004282	1	Capital Projects Coordinator	GS.16	
0004281	1	Strategic Capital Planning Manager	GS.26	
Subtotal	2			

Office of City Treasurer

0000131	1	Assistant City Treasurer	GS.22	
0000132	1	Revenue Supervisor	GS.16	
0000133	1	City Treasurer	GS.27	
0000906	4	Property Tax Clerk III	NR	
0004241	0	Revenue Specialist 1	GS.07	
0004242	7	Revenue Specialist 2	GS.10	(1 frozen)
0000165	1	Municipal Billing Analyst	GS.17	
0000166	1	Tax Manager	GS.20	
Subtotal	16			

City Court Clerk's Office

0004037	1	Administrative Support Specialist	GS.10	
0000055	1	City Court Clerk	GS.24	
0001101	10	Court Operations Assistant	GS.05	(4 frozen)
0004054	3	Court Operations Technician 1	GS.07	
0004044	2	Court Operations Technician 2	GS.10	
0000059	1	Deputy City Court Clerk	GS.17	
Subtotal	18			

FINANCE & ADMIN TOTAL

72

DEPARTMENT OF HUMAN RESOURCES

Administration

0004021	1	Executive Assistant	GS.14	
0004316	1	Compensation Manager	GS.23	
0004359	1	Human Resources Administrative Spec.	GS.10	
0004317	5	HR Business Partner	GS.21	
0004325	1	HR & Employee Relations Specialist	GS.21	
0004348	1	Chief Human Resources Officer	GS.32	
0004349	1	Deputy Chief Human Resources Officer	GS.29	
0004382	1	Director HR Operations	GS.27	
0004384	1	Director Compensation & Perf Mgmt	GS.27	
0004385	3	Recruiting Coordinator	GS.15	
0004387	1	Manager Recruiting	GS.23	
0004388	1	Director HRMS & Employment Services	GS.27	
Subtotal	18			

Employees Insurance Office

0000185	2	Benefits Specialist	GS.12	
0004169	1	Manager Pension & Benefits	GS.21	
0004258	1	Director of Employee Benefits	GS.27	
Subtotal	4			

Employees Safety Program

0004257	1	Director of Safety, Compliance & Risk	GS.27	
0004331	1	Safety and Compliance Specialist	GS.21	
0004374	1	Safety Technician	GS.10	
0004375	1	Supervisor Safety & Risk	GS.17	
Subtotal	4			

Training

0004356	1	Manager, Work-Based Learning	GS.21
0004366	1	Director Leadership & Prof Development	GS.25
0004367	1	Supervisor Work-based Learning	GS.16
Subtotal	3		

HUMAN RESOURCES TOTAL 29

WELLNESS INITIATIVE

0004359	1	Human Resources Admin Specialist	GS.10
0004328	1	Leave Coordinator	GS.18
NEW	1	Occupational Health Support Specialist	NEW
0000014	2	Mgr Employee Wellness & Occup Health	GS.23
Subtotal	5		

WELLNESS TOTAL 5

DEPARTMENT OF ECONOMIC & COMMUNITY DEVELOPMENT

Administration

0004011	1	Fiscal Analyst	GS.17
0004016	1	Neighborhood Program Specialist	GS.15
0004021	1	Executive Assistant	GS.14
0004037	1	Administrative Support Specialist	GS.10
0004206	1	Administrator	GS.32
0004208	1	Deputy Administrator	GS.29
0004365	1	Real Property Manager	GS.21
0004057	1	Administrative Support Assistant 1	GS.04
0004223	1	Affordable Housing Specialist	GS.19
0004290	1	Communications Director	NP
Subtotal	10		

Economic Development

0004273	1	Director of Workforce Development	NP
0004284	1	Brownfield Coordinator	GS.22
0004263	1	Director Economic Development Prog	NP
0004208	1	Deputy Administrator	NP
Subtotal	4		

Homeless Outreach

0004386	1	Homeless Program Manager	GS.23
0004337	1	Homeless Outreach Specialist	GS.12
0004377	4	Housing Navigators	GS.15
0004376	3	Homes Service Coordinator	GS.18
0000969	4	Homeless Outreach Specialist PT	GS.12
Subtotal	13		

Codes & Community Services

0000053	1	Neighborhood Ser. Development Mgn	GS.23
0000155	2	Neighborhood Relations Specialist	GS.14
0004016	1	Neighborhood Program Specialist	GS.15
0004086	1	Project Specialist	GS.14
Subtotal	5		

Code Enforcement Office

0004047	2	Administrative Support Assistant 2	GS.07
0000542	1	Chief Neighborhood Code Enforce Insp.	GS.19
0000565	8	Code Enforcement Inspector 1	GS.12 (1 frozen)
0004133	4	Code Enforcement Inspector 2	GS.14
0000574	3	Code Enforcement Inspector Supervisor	GS.16
0000137	1	Demolition Abatement Specialist	GS.14
Subtotal	19		

Outdoor Chattanooga

0002137	1	Customer Relations Specialist	GS.15
0001012	1	Director of Open Spaces	NP
0004270	1	Open Spaces Activation Specialist	GS.16
0004370	1	Open Spaces Special Events Manager	GS.20
0001013	1	Parks Planner	GS.19
0004007	1	Recreation Division Manager	GS.20
0000378	1	Recreation Program Coordinator	GS.16
0004083	1	Recreation Program Specialist	GS.13
0000382	1	Recreation Specialist	GS.09
0000935	1	Recreation Specialist (PT)	GS.09
Subtotal	10		

Public Art

0001003	1	Director Public Art	GS.16
0004312	1	Public Art Program Coordinator	GS.15
Subtotal	2		

Land Development Office

0004047	3	Administrative Support Assistant 2	GS.07	
0000052	1	Applications Analyst	GS.22	
0000541	1	Assistant Director Dev Svcs	GS.25	
0000578	1	Assistant Director Land Use Dev. Serv.	GS.21	(1 frozen)
0000553	1	Building Inspector 1	GS.14	
0000555	1	Building Inspector 2	GS.15	
0000544	1	Chief Building Inspector	GS.19	
0000545	1	Chief Electrical Inspector	GS.19	
0000546	1	Chief Plumbing Inspector	GS.19	
0004133	3	Code Enforcement Inspector 2	GS.14	
0000552	5	Combination Inspector	GS.15	(1 frozen)
0000521	2	Construction Inspector 1	GS.14	
0001955	1	Development Ombudsman	GS.16	
0001408	1	Development Review Planner	GS.17	
0000567	1	Director	GS.27	
0000548	2	Electrical Inspector 1	GS.14	
0000554	1	Electrical Inspector 2	GS.15	
0000559	1	Gas Mechanical Inspector 2	GS.15	
0004165	1	Manager Land Use Development	GS.19	(1 frozen)
0004032	1	Office Supervisor	GS.12	
0001004	5	Permit Clerk	GS.06	
0004101	2	Plans Review Specialist 1	GS.09	
0004096	1	Plans Review Specialist 2	GS.12	
0004080	1	Plans Review Specialist 3	GS.15	
0000550	1	Plumbing Inspector 1	GS.14	
0000551	1	Plumbing Inspector 2	GS.15	
Subtotal	41			

ECD TOTAL

104

Community Development

0000192	4	Community Development Specialist	GS.16	
0004343	1	Assistant Manager Community Develop	GS.21	
0004011	1	Fiscal Analyst	GS.17	
0000188	1	Manager ECD Community Development	GS.23	
Subtotal	7			

CD TOTAL

7

POLICE DEPARTMENT

SWORN

0000796	4	Assistant Police Chief	PD.9
0004060	90	Master Police Officer	PD.5
0000809	8	Police Captain	PD.8
0000805	1	Police Chief	GS.34
0000806	1	Police Chief of Staff	GS.30
0000812	20	Police Lieutenant	PD.7
0000818	292	Police Officer	PD.2
0000813	82	Police Sergeant	PD.6
Subtotal	498		

NON-SWORN

0000061	20	Police Information Center Technician 1	GS.05
0000209	1	Data Analyst	GS.12
0000168	1	Public Relations Coordinator 2	GS.18
0000556	2	Pawn Technician	GS.06
0000829	2	Photographic Lab Technician	GS.09
0000840	9	Police Property Technician	GS.07
0000841	1	Police Property Technician Supervisor	GS.14
0000861	1	Fingerprint Technician	GS.07
0000975	3	School Patrol Lieutenant	NR
0000976	29	School Patrol Officer	NR
0000834	1	School Patrol Supervisor	GS.13
0001010	1	Police Information Center Manager	GS.17
0001011	5	Police Information Center Technician 2	GS.10
0001207	1	Executive Assistant	GS.14
0001301	1	Inventory Clerk	GS.05
0002205	1	Terminal Agency Coordinator	GS.10
0003003	3	Crime Analyst	GS.15
0003004	1	Crime Analyst Supervisor	GS.17
0004014	1	Occupational Safety Specialist	GS.17
0004020	1	Electronics Surveillance Tech	GS.14
0004035	1	Accounting Technician 2	GS.10
0004037	4	Administrative Support Specialist	GS.10
0004040	2	Building Maintenance Mechanic 1	GS.09
0004042	1	Fiscal Technician	GS.09
0004047	10	Administrative Support Assistant 2	GS.07
0004052	2	Personnel Assistant	GS.08
0004057	2	Administrative Support Assistant 1	GS.04

0004214	1	Special Assistant City Attorney	NP
0004245	3	Crime Scene Technician	GS.13
0004267	1	Finance Manager	GS.25
0004271	1	Police Fleet & Facilities Manager	GS.19
0004327	1	RTIC Systems Technician	GS.15
0004357	1	Victim Services Chaplain Director	GS.22
Subtotal	115		

POLICE TOTAL

613

AUTOMATED TRAFFIC FUND

SWORN

0004060	2	Master Police Officer	P5
Subtotal	2		

**AUTOMATED TRAFFIC
TOTAL**

2

FIRE DEPARTMENT

SWORN

0000060	47	Firefighter Engineer	FD.1F
0000865	1	Fire Chief	GS.34
0000866	1	Deputy Fire Chief	FD.7C
0000867	1	Fire Marshall	FD.7C
0000869	10	Fire Battalion Chief	FD.5A
0000873	81	Fire Lieutenant	FD.3A (3 frozen)
0000874	132	Firefighter	FD.1A (6 frozen)
0000892	64	Firefighter Senior	FD.2A (3 frozen)
0004001	3	Assistant Fire Chief	FD.6C
0004003	81	Fire Captain	FD.4A (3 frozen)
0004111	15	Staff Captain	FD.4C (2 frozen)
0004112	3	Staff Lieutenant	FD.3C (1 frozen)
0004113	1	Staff Firefighter Senior	FD.2C
0004115	1	Executive Deputy Fire Chief	GS.29
0004211	1	Deputy Fire Marshall	FD.5A
0000042	1	Staff Firefighter Engineer	FD.1F
Subtotal	443		

NON - SWORN

0004317	1	HR Business Partner	GS.21
0004047	2	Administrative Support Assistant 2	GS.07
0004037	2	Administrative Support Specialist	GS.10
0004040	3	Building Maintenance Mechanic 1	GS.09
0004029	1	Building Maintenance Mechanic 2	GS.12
0000891	3	Fire Equipment Specialist	GS.11
0004011	1	Fiscal Analyst	GS.17
0004010	1	General Supervisor	GS.18
0004051	1	Inventory Technician	GS.08
0000168	1	Public Relations Coordinator 2	GS.18
Subtotal	16		

FIRE TOTAL 459

TN Valley Regional Communications

0004047	1	Administrative Support Assistant 2	GS.07
0004019	1	Deputy Dir. Wireless Communication	GS.20
0004309	1	Director Wireless Communication	GS.25
0004339	1	Radio Network Analyst	GS.19
0004307	3	Radio Network Engineer	GS.17
0004306	2	Radio Network Specialist	GS.15
Subtotal	9		

TVRCS TOTAL 9

DEPARTMENT OF PUBLIC WORKS

Public Works Administration

0004047	2	Administrative Support Assistant 2	GS.07
0000450	1	Administrator	GS.34
0000451	1	Deputy Administrator	GS.31
0001926	1	Digital Specialist	GS.15
0004021	1	Executive Assistant	GS.14
0004267	1	Finance Manager	GS.25
0004295	1	Public Relations Coordinator PT	GS.15
0004011	2	Fiscal Analyst	GS.17
0004028	1	Inventory Coordinator	GS.13
Subtotal	11		

CWS Administration

0004035	1	Accounting Technician 2	GS.10
0004068	1	Administrative Manager	GS.22
0004057	2	Administrative Support Assistant 1	GS.04
0004037	3	Administrative Support Specialist	GS.10
0004059	1	Crew Worker 1	GS.02
0000209	1	Data Analyst	GS.12
0004065	1	Deputy Director CWS	GS.26
0000474	1	Director, City Wide Services	GS.27
0001301	1	Inventory Clerk	GS.05
0004028	1	Inventory Coordinator	GS.13
0004051	<u>1</u>	Inventory Technician	GS.08
Subtotal	14		

Municipal Forestry

0004038	3	Crew Supervisor 2	GS.12
0004100	6	Equipment Operator 4	GS.10
0000312	1	Forestry Supervisor	GS.18
0000311	<u>1</u>	Municipal Forester	GS.23
Subtotal	11		

Central Business District

0004038	1	Crew Supervisor 2	GS.12
0004059	4	Crew Worker 1	GS.02
0004058	1	Crew Worker 2	GS.04
0004102	<u>1</u>	Equipment Operator 3	GS.08
Subtotal	7		

Emergency

0004058	1	Crew Worker 2	GS.04
0004105	1	Crew Worker 3	GS.07
0004100	<u>7</u>	Equipment Operator 4	GS.10
Subtotal	9		

Refuse Collection Centers

0004100	<u>1</u>	Equipment Operator 4	GS.10
Subtotal	1		

Engineering

0004253	1	Accounts Coordinator	GS.17
0004057	1	Administrative Support Assistant 1	GS.04 (1 frozen)
0000512	1	Assistant City Engineer	GS.28

0000505	1	City Engineer	GS.31
0000513	2	Civil Engineer	GS.19
0004135	1	Construction Inspector 2	GS.15
0000965	1	Engineer Coop	NR (1 frozen)
0000516	3	Engineering Coordinator	GS.21
0004064	1	Engineering Manager	GS.27
0000582	1	Engineering Technician	GS.13
0004150	<u>2</u>	Senior Engineer	GS.25
Subtotal	15		

Street Cleaning Crews

0004045	4	Crew Supervisor 1	GS.08
0004038	1	Crew Supervisor 2	GS.12
0004059	3	Crew Worker 1	GS.02 (2 frozen)
0004058	2	Crew Worker 2	GS.04 (2 frozen)
0004010	<u>1</u>	General Supervisor	GS.18
Subtotal	11		

Street Sweeping

0004100	<u>6</u>	Equipment Operator 4	GS.10
Subtotal	6		

Mowing Tractors/Leaf Collection

0004038	1	Crew Supervisor 2	GS.12
0004100	<u>8</u>	Equipment Operator 4	GS.10 (2 frozen)
Subtotal	9		

Brush Pick-up

0004126	1	Crew Supervisor 3 CDL	GS.14
0004100	9	Equipment Operator 5	GS.12
0004010	<u>1</u>	General Supervisor	GS.18
Subtotal	11		

Trash Flash

0004100	<u>4</u>	Equipment Operator 5	GS.12
Subtotal	4		

Recycle Pick-up

0004030	1	Crew Supervisor 3 CDL	GS.14
0004059	2	Crew Worker 1	GS.02
0004124	3	Equipment Operator 5	GS.12
0004019	1	General Supervisor	GS.18
0000031	<u>1</u>	Recycling Coordinator	GS.16
Subtotal	8		

Garbage Pick-up

0004126	1	Crew Supervisor 3 CDL	GS.14
0004059	3	Crew Worker 1	GS.02
0004058	1	Crew Worker 2	GS.04
0004124	18	Equipment Operator 5	GS.12
0004010	1	General Supervisor	GS.18
0000532	1	Manager Sanitation	GS.22
Subtotal	25		

Container Management

0004126	1	Crew Supervisor 3 CDL	GS.14
0004058	2	Crew Worker 2	GS.04
Subtotal	3		

Parks Maintenance Administration

0004037	1	Administrative Support Specialist	GS.10
0002934	1	Director Parks Maintenance	GS.25
0004028	1	Inventory Coordinator	GS.13
0000123	1	Parks Outreach Coordinator	GS.15
Subtotal	4		

Parks Maintenance - Landscape

0004045	1	Crew Supervisor 1	GS.08
0004038	5	Crew Supervisor 2	GS.12
0004059	1	Crew Worker 1	GS.02 (1 frozen)
0004058	7	Crew Worker 2	GS.04
0004010	1	General Supervisor	GS.18
Subtotal	15		

Parks Maintenance - Landscape Miller Park

0004059	1	Crew Worker 1	GS.02
0004030	1	Crew Supervisor 3	GS.14
Subtotal	2		

Landscape Mechanic

0000208	1	Equipment Mechanic 1	GS.10
Subtotal	1		

Playgrounds & Hardscapes

0004040	1	Building Maintenance Mechanic 1	GS.09
0004010	1	General Supervisor	GS.18
Subtotal	2		

Field Survey

0000522	1	Survey Instrument Technician	GS.09
0000518	1	Survey Party Chief	GS.14
0000519	<u>1</u>	Survey Party Chief Supervisor	GS.15
Subtotal	3		

Carousel Operations

0000968	<u>1</u>	Carousel Assistant PT	NR
Subtotal	1		

Tennessee Riverpark Downtown

0004040	1	Building Maintenance Mechanic 1	GS.09
0004029	1	Building Maintenance Mechanic 2	GS.12
0004045	4	Crew Supervisor 1	GS.08
0004030	2	Crew Supervisor 3	GS.14
0004059	7	Crew Worker 1	GS.02
0004058	4	Crew Worker 2	GS.04
0002943	1	Deputy Director Parks Maintenance	GS.23
0004105	1	Equipment Operator 1	GS.05
0004010	<u>1</u>	General Supervisor	GS.18
Subtotal	22		

Tennessee Riverpark Security

0004038	1	Crew Supervisor 2	GS.12
0000850	<u>4</u>	Crew Worker 2	GS.04
Subtotal	5		

Facilities Management

0004057	1	Administrative Support Assistant 1	GS.04
0004037	1	Administrative Support Specialist	GS.10
0004155	1	Asset Management Systems Coordinator	GS.13
0004064	1	Engineering Manager	GS.27
0004220	<u>1</u>	Manager Facilities Operations	GS.22
Subtotal	5		

Mail Room

0004057	<u>1</u>	Administrative Support Assistant 1	GS.04
Subtotal	1		

Office of Sustainability

0004134	<u>1</u>	Director of Sustainability	NR
Subtotal	1		

Building Maintenance

0004040	7	Building Maintenance Mechanic 1	GS.09 (1 frozen)
0004029	5	Building Maintenance Mechanic 2	GS.12
0004045	1	Crew Supervisor 1	GS.08
0004059	4	Crew Worker 1	GS.02
0004058	1	Crew Worker 2	GS.04
0004049	2	Crew Worker 3	GS.07 (1 frozen)
0004010	<u>2</u>	General Supervisor	GS.18
Subtotal	22		

GIS Positions

0004075	3	GIS Analyst 1	GS.18
0004076	2	GIS Analyst 2	GS.19
0004069	1	GIS Systems & Database Manager	GS.24
0004090	1	GIS Technician	GS.13
0000598	<u>1</u>	Sewer Project Coordinator	GS.15
Subtotal	8		

PUBLIC WORKS TOTAL

237

Municipal Golf Courses

0004047	1	Administrative Support Asst 2	GS.07
0004059	1	Crew Worker 1	GS.02
0001521	8	Crew Worker 2	GS.04
0000224	2	Equipment Mechanic 2	GS.12
0001512	1	Equipment Operator 3	GS.08
0000317	2	Golf Course Superintendent	GS.16
0000330	1	Pro Shop Clerk	NR
0004260	1	Manager Golf Courses	GS.22
0004262	1	Golf Operations Assistant	GS.05
0004261	2	Golf Operations Coordinator	GS.15

GOLF TOTAL

20

Development Resource Center

0004057	1	Administrative Support Assistant 1	GS.04
0004059	1	Crew Worker 1	GS.02
0004058	1	Crew Worker 2	GS.04
0004049	1	Crew Worker 3	GS.07
0004029	1	Building Maintenance Mechanic 2	GS.12
Subtotal	5		

DRC TOTAL

5

Municipal Garage - Amnicola

0004057	1	Administrative Support Assistant 1	GS.04
0004155	1	Asset Management Systems Coordinator	GS.13
0004059	1	Crew Worker 1	GS.02
0000209	1	Data Analyst	GS.12
0004286	1	Deputy Director Fleet Management	GS.25
0004249	1	Director Fleet Management	GS.27
0000208	3	Equipment Mechanic 1*	GS.10
0000224	9	Equipment Mechanic 2*	GS.12
0000206	6	Equipment Mechanic 3*	GS.13
0000204	2	Fleet Maintenance Shift Supervisor	GS.16
0000218	2	Fleet Maintenance Shop Supervisor	GS.18
0004028	1	Inventory Coordinator	GS.13
0004051	3	Inventory Technician	GS.08
Subtotal	32		

*denotes positions authorized to receive a tool allowance based on City of Chattanooga policy

12th Street Garage

0004057	1	Administrative Support Assistant 1	GS.04
0004037	1	Administrative Support Specialist	GS.10
0004059	2	Crew Worker 1	GS.02
0004058	1	Crew Worker 2	GS.04
0000208	6	Equipment Mechanic 1*	GS.10
0000224	6	Equipment Mechanic 2*	GS.12
0000206	7	Equipment Mechanic 3*	GS.13
0004100	1	Equipment Operator 4	GS.10
0000204	2	Fleet Maintenance Shift Supervisor	GS.16
0004028	1	Inventory Coordinator	GS.13
0004051	1	Inventory Technician	GS.08
Subtotal	29		

*denotes positions authorized to receive a tool allowance based on City of Chattanooga policy

GARAGE TOTAL

61

SOLID WASTE

Sanitary Fills

0004126	1	Crew Supervisor 3 CDL	GS.14
0004059	1	Crew Worker 1	GS.02
0004058	2	Crew Worker 2	GS.04
0004124	5	Equipment Operator 5	GS.12
0004098	2	Landfill Technician	GS.11
0000663	<u>1</u>	Manager Landfill	GS.22
Subtotal	12		

Wood Recycle

0004058	<u>2</u>	Crew Worker 2	GS.04
Subtotal	2		

Recycle Center

0004100	<u>1</u>	Equipment Operator 4	GS.10
Subtotal	1		

SOLID WASTE TOTAL

15

WATER QUALITY MANAGEMENT FUND POSITIONS

Water Quality Management

0004037	1	Administrative Support Specialist	GS.10
0000512	1	Assistant City Engineer	GS.28
0000516	1	Engineering Coordinator	GS.21
0000582	1	Engineering Technician	GS.13
0004237	1	Landscape Architect 1	GS.15
0000334	1	Landscape Inspector	GS.14
0004140	1	Manager Water Quality	GS.25
0000168	1	Public Relations Coordinator 2	GS.18
0000740	3	Water Quality Specialist 1	GS.14
0001016	6	Water Quality Specialist 2	GS.18
0000736	3	Water Quality Supervisor	GS.19
0000738	2	Water Quality Technician	GS.12
0000965	<u>3</u>	Water Quality Trainee	NR
Subtotal	25		

Water Quality Operations

0004047	1	Administrative Support Assistant 2	GS.07
0004045	4	Crew Supervisor 1	GS.08
0004038	7	Crew Supervisor 2	GS.12
0004030	8	Crew Supervisor 3	GS.14
0004059	26	Crew Worker 1	GS.02
0004058	13	Crew Worker 2	GS.04
0004049	9	Crew Worker 3	GS.07
0004102	4	Equipment Operator 3	GS.08
0004100	14	Equipment Operator 4	GS.10
0004124	10	Equipment Operator 5	GS.12
0004010	3	General Supervisor	GS.18
0000683	<u>1</u>	Manager Sewer Construction	GS.22
Subtotal	100		

Water Quality Site Development

0000052	1	Applications Analyst	GS.22
0000733	1	Construction Program Supervisor	GS.21
0000516	1	Engineering Coordinator	GS.21
0004182	1	Landscape Architect 2	GS.18
0004183	1	Manager Site Development	GS.25
0004101	2	Plans Review Specialist 1	GS.09
0004150	1	Senior Engineer	GS.25
0000742	<u>5</u>	Soil Engineering Specialist	GS.19
Subtotal	13		

Water Quality Engineering & Project Management

0000513	4	Civil Engineer	GS.19
0000733	1	Construction Program Supervisor	GS.21
0000516	4	Engineering Coordinator	GS.21
0004064	1	Engineering Manager	GS.27
0000582	1	Engineering Technician	GS.13
0004071	1	Project Engineer	GS.22
0004150	1	Senior Engineer	GS.25
0000522	1	Survey Instrument Technician	GS.09
0000518	<u>1</u>	Survey Party Chief	GS.14
Subtotal	15		

Water Quality Parks Maintenance

0004254	<u>1</u>	Manager Parks Maintenance	GS.20
Subtotal	1		

Water Quality Public Education

000600	<u>1</u>	Public Information Specialist	GS.15
Subtotal	1		

WATER QUALITY TOTAL

155

STATE STREET AID

SSA - Street Maintenance

0004045	1	Crew Supervisor 1	GS.08
0004038	2	Crew Supervisor 2	GS.12
0004126	2	Crew Supervisor 3	GS.14 (1 frozen)
0004059	15	Crew Worker 1	GS.02
0004058	7	Crew Worker 2	GS.04
0004102	7	Equipment Operator 3	GS.08
0004100	7	Equipment Operator 4	GS.10
0004124	6	Equipment Operator 5	GS.12
0004010	1	General Supervisor	GS.18
0004142	<u>1</u>	Manager Street Maintenance	GS.22
Subtotal	49		

State Street Aid - Transportation

0004058	<u>2</u>	Crew Worker 2	GS.04
Subtotal	2		

SSA TOTAL

51

INTERCEPTOR SEWER SYSTEM

Administration

0004252	1	Accounts Coordinator	GS.17
0004037	2	Administrative Support Specialist	GS.10
0004361	1	Assistant Director for Operations	GS.27
0004364	1	Assistant Director for Engineering	GS.27
0004362	1	Assistant Director for Maintenance	GS.27
0004363	1	Assistant Director for Administration	GS.26
0004204	1	Deputy Director of Wastewater Utility	GS.28
0004300	1	Director Wastewater Systems	GS.31
0004011	1	Fiscal Analyst	GS.17
0004052	1	Personnel Assistant	GS.08

0004353	1	Public Works Administrative Manager	GS.22
0004293	1	SCADA Specialist	GS.19
0000045	1	Utility Financial Service Manager	GS.23
Subtotal	14		

Laboratory

0000594	1	Chemist	GS.17
0004094	4	Laboratory Technician 1	GS.12
0004091	2	Laboratory Technician 2	GS.13
NEW	1	Laboratory Technician 3	NR
0000591	1	Manager Laboratory Services	GS.23
Subtotal	9		

Engineering

0004047	1	Administrative Support Assistant 2	GS.07
0000596	1	Construction Inspector Supervisor	GS.18
0001530	1	Crew Scheduler	GS.08
0000516	2	Engineering Coordinator	GS.21
0004064	2	Engineering Manager	GS.27
0004071	1	Project Engineer	GS.22
0000598	2	Sewer Project Coordinator	GS.15
0000590	1	Waste Resources Plant Engineer	GS.22
0000597	1	Waste Resources System Engineer	GS.25
Subtotal	12		

Plant Maintenance

0004035	3	Accounting Technician 2	GS.10
0004047	1	Administrative Support Assistant 2	GS.07
0004155	1	Asset Management Systems Coordinator	GS.13
0004040	3	Building Maintenance Mechanic 1*	GS.09
0000603	2	Chief Electrical Instrument Technician*	GS.19
0000605	3	Chief Maintenance Mechanic*	GS.19
0004038	1	Crew Supervisor 2*	GS.12
0004058	2	Crew Worker 2	GS.04
0000516	3	Engineering Coordinator	GS.21
0004317	1	HR Business Partner	GS.21
0004067	12	Industrial Electrician 1*	GS.15
0004073	2	Industrial Electrician 2*	GS.16
0004301	7	Industrial Maintenance Mechanic 1*	GS.12
0004302	5	Industrial Maintenance Mechanic 2*	GS.13
0001301	2	Inventory Clerk	GS.05

0004028	2	Inventory Coordinator	GS.13
0004051	1	Inventory Technician	GS.08
0000618	2	Plant Maintenance Lubricator*	GS.05
0004170	1	Plant Maintenance Planner	GS.13
0000601	1	Waste Resource Maintenance Manager*	GS.24
Subtotal	55		

*denotes positions authorized to receive a tool allowance based on City of Chattanooga, Dept of Public Works, Interceptor Sewer System policy

Sewer Maintenance

0004030	1	Crew Supervisor 3	GS.14
0004126	4	Crew Supervisor 3 CDL	GS.14
0004058	7	Crew Worker 2	GS.04
0004049	1	Crew Worker 3	GS.07
0004100	4	Equipment Operator 4	GS.10
0004124	5	Equipment Operator 5	GS.12
0004010	1	General Supervisor	GS.18
0000683	1	Manager Sewer Construction	GS.22
Subtotal	24		

Moccasin Bend Treatment Plant - Liquid Handling

0000633	4	Chief Plant Operator	GS.15
0004058	1	Crew Worker 2	GS.04
0004234	1	Plant Liquid Operations Supervisor	GS.22
0004203	1	Plant Manager	GS.25
0000638	4	Plant Operator 1	GS.09
0004034	9	Plant Operator 2	GS.11
0000636	8	Plant Operator 3	GS.13
0000598	1	Sewer Project Coordinator	GS.15
Subtotal	29		

Inflow and Infiltration

0004030	1	Crew Supervisor 3	GS.14
0004126	1	Crew Supervisor 3 CDL	GS.14
0004058	3	Crew Worker 2	GS.04
0004100	5	Equipment Operator 4	GS.10
0004010	1	General Supervisor	GS.18
Subtotal	11		

Safety & Training

0004047	1	Administrative Support Asst 2	GS.07
0004244	1	Industrial Occupational Safety Supervisor	GS.18
0004014	<u>1</u>	Occupational Safety Specialist	GS.17
Subtotal	3		

Pretreatment/Monitoring

0004047	1	Administrative Support Assistant 2	GS.07
NEW	1	Assistant Pretreatment Manager	NR
0000653	4	Pretreatment Inspector 1	GS.12
0000655	2	Pretreatment Inspector 2	GS.14
0000652	<u>1</u>	Pretreatment Manager	GS.19
Subtotal	9		

Moccasin Bend Treatment Plant - Solid Handling

0004100	1	Equipment Operator 4	GS.10
0000638	4	Plant Operator 1	GS.09
0004034	5	Plant Operator 2	GS.11
0000636	3	Plant Operator 3	GS.13
0004235	1	Plant Solids Operation Supervisor	GS.20
0000671	<u>1</u>	Scale Operator	GS.04
Subtotal	15		

Moccasin Bend Treatment Plant - Pump Station

0000633	2	Chief Plant Operator	GS.15
0000638	2	Plant Operator 1	GS.09
0004034	8	Plant Operator 2	GS.11
0000636	2	Plant Operator 3	GS.13
0004236	<u>1</u>	Pump Station Operations Supervisor	GS.21
Subtotal	15		

ISS SYSTEM TOTAL

196

DEPARTMENT OF YOUTH AND FAMILY DEVELOPMENT

Administration

0001705	1	Director of Operations	GS.27
0004011	1	Fiscal Analyst	GS.17
0004207	1	Administrator	GS.32
0004221	1	Deputy Administrator	GS.29
0004298	<u>1</u>	Development Coordinator	GS.19
Subtotal	5		

Office of Early Learning

00EL001	1	Early Learning Business Navigator	NR
00EL002	<u>1</u>	Parent/Family Community Engag Coord.	NR
Subtotal	2		

Office of Community Resilience - Family Justice Center

0004037	1	Administrative Support Specialist	GS.10
0000135	1	Clinical Coord/Internship Facilitator	GS.21
0000027	1	Family Justice Center Executive Director	NP
0001103	1	Family Justice Center Outreach Coord.	GS.14
0000134	2	Navigator	GS.11
0004338	<u>3</u>	FJC Intervention Specialist	GS.11
Subtotal	9		

Office of Community Resilience - Public Safety Office

0004209	1	Public Safety Coordinator	NP
0004264	<u>1</u>	Community Outreach Coordinator	GS.18
Subtotal	2		

Recreation Community Centers

0000378	2	Recreation Program Coordinator	GS.16
0002918	1	Custodian	NEW
0002938	1	Director Recreation	GS.25
0004007	1	Recreation Division Manager	GS.20
0004037	1	Administrative Support Specialist	GS.10
0004120	1	Assistant Director Recreation	GS.21
0004132	2	Administrative Support Specialist PT	GS.10
0004336	1	Accounting Tech PT	NR
0001521	1	Crew Worker 1 PT	GS.02
0000960	1	Front Desk Clerk PT	NR
NEW	5	Program Driver PT	NR
NEW	1	Program Tutor PT	NR
000935	<u>12</u>	Recreation Specialist PT	GS.09
Subtotal	30		

Recreation Support Services

0000208	1	Equipment Mechanic 1	GS.10 (1 frozen)
0004010	1	General Supervisor	GS.18
0004045	1	Crew Supervisor 1	GS.08
0004058	3	Crew Worker 2	GS.04
0004059	<u>3</u>	Crew Worker 1	GS.02
Subtotal	9		

Public Information

0004017	<u>1</u>	Public Relations Coordinator 1	GS.15
Subtotal	1		

YFD CAP Program

0004083	1	Recreation Program Specialist	GS.13
0004222	60	CAP Trainee PT	NR
NEW	<u>2</u>	CAP Program Assistant PT	NR
Subtotal	63		

Youth Development

0004025	1	Recreation Program Coordinator	GS.16
0004083	<u>1</u>	Recreation Program Specialist	GS.13 (1 frozen)
Subtotal	2		

Kidz Kamp

0000378	1	Recreation Program Coordinator	GS.16
0000935	<u>3</u>	Recreation Specialist PT	GS.09
Subtotal	4		

Sports Programs

0000378	1	Recreation Program Coordinator	GS.16
NEW	1	Program Assistant PT	NR
NEW	<u>62</u>	Recreation Specialist PT	NR
Subtotal	64		

Aquatics Programs

0000421	1	Aquatics Program Coordinator	GS.16
0004277	4	Swim Lesson Instructor PT	NR
NEW	2	Lifeguard 1 PT	NR
NEW	5	Lifeguard 2 PT	NR
NEW	1	Lifeguard 3 PT	NR
NEW	3	Lifeguard Head PT	NR
NEW	<u>4</u>	Water Fitness Instructor PT	NR
Subtotal	20		

Therapeutic Programs

0004083	1	Recreation Program Specialist	GS.13
0000420	1	Therapeutic Program Coordinator	GS.16
NEW	<u>4</u>	Therapeutic Recreation Assistant PT	NR
Subtotal	6		

Fitness Center

0000960	1	Front Desk Clerk PT	NR	(1 frozen)
0004007	1	Recreation Division Manager	GS.20	
0004057	1	Administrative Support Assistant 1	GS.04	
NEW	2	Adaptive Fitness Assistant PT	NR	
NEW	3	Fitness Assistant PT	NR	
NEW	3	Fitness Center Specialist	NR	
NEW	10	Group Fitness Instructor PT	NR	
NEW	<u>1</u>	Rental Coordinator PT	NR	
Subtotal	22			

Champion's Club

0004059	1	Crew Worker 1	GS.02	
0004083	1	Recreation Program Specialist	GS.13	
0000981	2	Tennis Assistant PT	NR	
0000394	<u>1</u>	Tennis Professional	GS.16	
Subtotal	5			

Summit of Softball Complex

0004038	1	Crew Supervisor 2	GS.12	
0004058	<u>5</u>	Crew Worker 2	GS.04	
Subtotal	6			

Recreation Center - Avondale

0000382	2	Recreation Specialist	GS.09	
0004025	1	Recreation Facility Manager 1	GS.14	
0004059	<u>1</u>	Crew Worker 1	GS.02	
Subtotal	4			

Recreation Center - Brainerd

0000382	2	Recreation Specialist	GS.09	
0004059	1	Crew Worker 1	GS.02	
0004082	<u>1</u>	Recreation Facility Manager 2	GS.15	
Subtotal	4			

Recreation Center - Carver

0000382	2	Recreation Specialist	GS.09	
0004025	1	Recreation Facility Manager 1	GS.14	
0004059	<u>1</u>	Crew Worker 1	GS.02	
Subtotal	4			

Recreation Center - East Chattanooga

0000382	2	Recreation Specialist	GS.09
0004025	1	Recreation Facility Manager 1	GS.14
0004059	<u>1</u>	Crew Worker 1	GS.02
Subtotal	4		

Recreation Center -East Lake

0004025	1	Recreation Facility Manager 1	GS.14
0000382	2	Recreation Specialist	GS.09
0004059	<u>1</u>	Crew Worker 1	GS.02
Subtotal	4		

Recreation Center - Eastdale

0000382	2	Recreation Specialist	GS.09
0004025	1	Recreation Facility Manager 1	GS.14
0004059	<u>1</u>	Crew Worker 1	GS.02
Subtotal	4		

Recreation Center - First Centenary

0000382	<u>1</u>	Recreation Specialist	GS.09
Subtotal	1		

Recreation Center -Francis B. Wyatt

0004025	<u>1</u>	Recreation Facility Manager 1	GS.14
Subtotal	1		

Recreation Center - Glenwood

0000382	2	Recreation Specialist	GS.09
0004025	<u>1</u>	Recreation Facility Manager 1	GS.14
Subtotal	3		

Recreation Center - John A. Patton

0000382	2	Recreation Specialist	GS.09
0004025	1	Recreation Facility Manager 1	GS.14
0004059	<u>1</u>	Crew Worker 1	GS.02
Subtotal	4		

Recreation Center - North Chattanooga

0004025	1	Recreation Facility Manager 1	GS.14
0000382	<u>1</u>	Recreation Specialist	GS.09
Subtotal	2		

Recreation Center - Shepherd

0000382	2	Recreation Specialist	GS.09
0004025	1	Recreation Facility Manager 1	GS.14
0004059	<u>1</u>	Crew Worker 1	GS.02
Subtotal	4		

Recreation Center - South Chattanooga

0000382	2	Recreation Specialist	GS.09
0004059	1	Crew Worker 1	GS.02
0004082	<u>1</u>	Recreation Facility Manager 2	GS.15
Subtotal	4		

Recreation Center - Tyner

0004059	1	Crew Worker 1	GS.02
0004025	1	Recreation Facility Manager 1	GS.14
0000382	1	Recreation Specialist	GS.09
0000935	<u>1</u>	Recreation Specialist PT	GS.09
Subtotal	4		

Recreation Center - Washington Hills

0000382	2	Recreation Specialist	GS.09
0004025	1	Recreation Facility Manager 1	GS.14
0004059	<u>1</u>	Crew Worker 1	GS.02
Subtotal	4		

Recreation Center - Westside

0000382	2	Recreation Specialist	GS.09 (1 frozen)
0004025	<u>1</u>	Recreation Facility Manager 1	GS.14
Subtotal	3		

Recreation Center - Hixson

0000382	2	Recreation Specialist	GS.09
0004059	1	Crew Worker 1	GS.02
0004082	1	Recreation Facility Manager 2	GS.15
0000935	<u>1</u>	Recreation Specialist PT	GS.09
Subtotal	5		

Recreation Center - Cromwell

0004025	1	Recreation Facility Manager 1	GS.14
0000935	<u>1</u>	Recreation Specialist PT	GS.09
Subtotal	2		

Civic Facility - North River Center

0004026	<u>1</u>	Community Facilities Supervisor	GS.13
Subtotal	1		

Civic Facility - Eastgate Senior Center

0004025	1	Recreation Facility Manager 1	GS.14
0004026	1	Administrative Support Specialist	GS.10
0000935	<u>1</u>	Recreation Specialist PT	GS.09
Subtotal	3		

Civic Facility - Heritage House

0004026	1	Community Facilities Supervisor	GS.13
0002911	1	Art Assistant	NR
0000935	<u>1</u>	Recreation Specialist PT	GS.09
Subtotal	3		

YOUTH & FAMILY TOTAL 318

SOCIAL SERVICES FUND

Social Services Administration

0001402	1	Accounting Technician 1	GS.08
0004037	1	Administrative Support Specialist	GS.10
001A010	1	Administrator	GS.32 (1 Frozen)
0004045	1	Crew Supervisor 1	GS.08
001A171	1	Deputy Administrator	GS.29
0001207	1	Executive Assistant	GS.14
0004011	1	Fiscal Analyst	GS.17
0004052	<u>1</u>	Personnel Assistant	GS.08
Subtotal	8		

Social Services - Occupancy

0004059	<u>2</u>	Crew Worker 1	GS.02
Subtotal	2		

SOCIAL SERVICES TOTAL 10

DEPARTMENT OF TRANSPORTATION

Complete Streets

0000029	1	Transportation Design Manager	GS.27
0000513	1	Civil Engineer	GS.19
0000513	1	Engineering Designer	GS.19
0000516	1	Engineering Coordinator	GS.21
0000582	1	Engineering Technician	GS.13
0001200	1	Transportation Project Coordinator	GS.18
0003006	1	Transportation Accounts Coordinator	GS.17
0004063	1	Public Engagement & Policy Coordinator	GS.15
0004064	1	Engineering Manager	GS.27
0004150	1	Senior Engineer	GS.25
0004215	1	Transportation Designer	GS.17
0004360	3	Transportation Project Manager	GS.27
0004217	1	City Transportation Engineer	GS.30
Subtotal	15		

Smart Cities

0000078	1	Manager Intelligent Trans Systems	GS.22
0000756	2	Electronics Tech 1	GS.14
0000770	1	Traffic Operations Analyst	GS.16 (1 frozen)
0004018	2	Electrician 2	GS.14
0004360	1	Transportation Project Manager	GS.26
0004027	3	Electrician 1	GS.13
0004049	1	Crew Worker 3	GS.07
0004100	2	Equipment Operator 4	GS.10
0004141	1	Traffic Signal Systems Engineer	GS.25
0004186	2	Traffic Signal Designer Specialist	GS.19
0004228	1	Signal Technician Apprentice	GS.09
0004272	1	Smart Cities Director	GS.27
0000774	1	Traffic Engineering Technician	GS.12
	19		

Traffic Operations

0000206	1	Equipment Mechanic 3	GS.13 (1 frozen)
0000771	1	Public Space Coordinator	GS.13
0000774	2	Traffic Engineering Technician	GS.12
0004010	1	General Supervisor	GS.18
0004037	2	Administrative Support Specialist	GS.10
0004038	1	Crew Supervisor 2	GS.12
0004342	1	Transportation Operations Manager	GS.24
0004049	1	Crew Worker 3	GS.07

0004058	3	Crew Worker 2	GS.04
0004059	7	Crew Worker 1	GS.02 (1 frozen)
0004100	3	Equipment Operator 4	GS.10
0004135	1	Construction Inspector 2	GS.15
0004150	1	Senior Engineer	GS.25
0004287	1	Transportation Inspector 1	GS.14
0004288	1	Director Transportation Operations	GS.27
Subtotal	27		

Traffic Administration

0004202	1	Administrator Transportation	GS.32
0004117	1	Contracts & Accounts Coordinator	GS.11 (1 frozen)
0004239	1	Deputy Administrator	GS.31
0004021	1	Executive Assistant	GS.14
0004345	1	Transportation Administrative Manager	GS.22
Subtotal	5		

TRANSPORTATION TOTAL	66
-----------------------------	----

General Fund	2,032
Other Funds	536
GRAND TOTAL	2,568

NR - Positions Not Rated in the Classification System
 NP - Non Plan

SECTION 7(d). In order to achieve efficiencies in personnel complements for all Departments comprising City of Chattanooga, the Mayor is authorized to realign, reclassify or otherwise change positions within the total number of authorized complements, consistent with the City’s established Compensation Policy.

SECTION 7(e). This ordinance further provides longevity bonus pay for permanent, full time classified service employees who have five (5) or more years of continuous service as of

October 31, 2020. The longevity pay shall be seventy-five dollars (\$75.00) for each full year of continuous service up to a maximum of thirty (30) years or two thousand two hundred fifty dollars (\$2,250). Employees terminated prior to October 31, 2020 shall not qualify for the longevity bonus pay.

SECTION 8. That the City Finance Officer is authorized to pay a uniform and equipment maintenance allowance of five hundred dollars (\$500.00) for all sworn police officers and firefighters as of July 1, 2020, except for those new employees who have received from the city a new uniform since July 1, 2019. Further, the City Finance Officer is authorized to pay a supplemental tool allowance of five hundred dollars (\$500.00) for certain employees as set forth in Resolution No. 18381, dated December 5, 1989, as amended; and is authorized to pay a supplemental uniform allowance of two hundred fifty dollars (\$250.00) for City Court Officers. It shall be the duty of employees receiving these supplements to use the funds for the specified purpose and retain receipts to that effect.

SECTION 9. That the City Finance Officer is authorized to make contributions to the Pension and Other Post-Employment Benefits (OPEB) Trust funds on behalf of all participants as specified in the most recent actuarial valuation for each plan.

SECTION 9(a). That the City Finance Officer is authorized to match the total salaries of all participants in the Fire and Police Pension Fund with a contribution not to exceed fifty and twenty-four hundredths percent (50.24%) as specified in the most recent actuarial valuation.

SECTION 9(b). That the City Finance Officer is authorized to contribute to the General Pension Plan an amount equal to twenty-one and twenty six hundredths percent (21.26%) of all participants' salaries as specified in the most recent actuarial valuation.

SECTION 9(c). That the City Finance Officer is authorized to pay the following Union Pension Plan the specified amounts per participation agreements

Central Pension Fund \$1.64 per hour

SECTION 9(d). That the City Finance Officer is authorized to contribute to the Other Post-Employment Benefit Trust Fund a percentage of all participants' salaries as specified in the most recent actuarial study.

SECTION 10. That the City Finance Officer is authorized to reimburse officials and employees for use of personal vehicles on official business at the current rate per mile recognized and established by the Internal Revenue Service.

SECTION 11. That for employees currently receiving a monthly allowance of four hundred dollars (\$400.00) per person in-lieu of a take-home government vehicle shall continue to receive the same for as long as such employee holds his or her current position. Additional employees may receive this allowance only with the approval of the Mayor and passage of an ordinance by the City Council.

SECTION 12. That all salaries and wages and other expenditures shall be paid only upon the authorization of the official who has the responsibility of expending the appropriation against

which the salaries or wages or other expenditures are charged, pursuant to Private Acts of 1953, Chapter 105, Section 2 (4). That all funds appropriated in this Ordinance for payment of salaries and/or wages shall be spent for salaries and wages only unless proper authorization is given to do otherwise.

SECTION 13. That the City Finance Officer is authorized to pay the payroll and/or costs of personal services, whether on the payroll, voucher or otherwise, of the Air Pollution Control Bureau, The Public Library, Regional Planning Agency, Youth & Family Development – Social Services, Scenic Cities Beautiful, and any other department, agency, board, commission, office, division, or branch of Municipal Government heretofore or hereafter established, notwithstanding that same is not specified hereinbefore, as certified to him by the respective administrative official.

SECTION 14 That employees called to active duty and deployed outside the continental United States (“OCONUS”) to a combat zone or a qualified hazardous duty area, as those terms are defined by federal law, shall be paid the difference that their City pay exceeds their total military base pay, up to \$850.00 per month, from the time called to active duty until relieved from active duty status or until June 30, 2021, whichever occurs first. Payments beyond the current fiscal year shall be subject to future appropriations by City Council. The City Finance Officer is authorized to appropriate the necessary money from other available funds. The difference in pay shall be calculated without regard to any payment of combat pay. Further, with the concurrence of the General Pension Fund and the Fire and Police Pension Fund, or any union fund participation agreement, the City shall pay such contributions necessary, both the employee’s and the employer’s share, based on their pension-eligible salary at the time of call-up (not counting overtime pay) to ensure the continued enrollment and pension-eligibility of employees while

called-up for deployment OCONUS for the same period as referenced above. In this manner, the affected employees shall not be penalized nor incur financial hardship as relates to their pension eligibility.

If the City's medical insurance provider will extend medical coverage to families affected by the call-up of reservists for deployment OCONUS beyond the customary six (6) month period, the City shall pay the employer share of the premium for any employee called-up to active duty. The employee's share of the coverage shall remain the responsibility of the employee and may be paid in the most convenient method by the employee. During the time of active duty, the employee may request the City to make such payments on his/her behalf and reconcile the amounts paid upon his/her return to City employment.

SECTION 15. As provided by the Employee Information Guide, Section V, Military Leave:

Employees shall be granted twenty (20) scheduled work days of paid leave each calendar year for active-duty service, inactive duty service, and required annual training. After the twenty (20) days of military pay has been exhausted, the employee activated for military service may elect to use accrued PTO balance (all or in part) or immediately commence leave without pay. Every employee returning from military leave shall submit to his/her Department Head proof of the number of days spent on duty.

SECTION 16. Whenever a request is made by a member of the public for copies of City records, the following fees are hereby levied and shall be paid by the requesting party in order to defray the City's costs:

- (1) A fee of fifteen cents (\$0.15) per page per each standard 8 ½ by 11 or 8 ½ x 14 black and white copy produced.

- (2) A fee of fifty cents (\$0.50) per page per each 8 ½ x 11 or 8 ½ x 14 color copy produced.
- (3) If the time reasonably necessary to produce the requested records, including time spent locating, retrieving, reviewing, redacting, and reproducing the records, exceeds more than one (1) hour, the City is permitted to charge the hourly wage of the employee(s) producing such requested records. The hourly wage is based upon the base salary of the employee(s) and does not include benefits. If an employee is not paid on an hourly basis, the hourly wage shall be determined by dividing the employee's annual salary by the required hours to be worked per year.
- (4) Any request for records not subject to the provisions of the Tennessee Open Records Act may be provided at the discretion of the department head at a reasonable rate considering the employees' time and expenses to provide the records.

SECTION 17. That, pursuant to the Charter, it shall not be lawful for any department, agency, or branch of the Government to expend any money other than the purpose for which it was appropriated, nor shall the expenditures for a purpose exceed the appropriation for said purpose.

SECTION 18. If at any time the actual receipt of revenues is projected to be less than the estimated revenues, it shall be the duty of the Mayor to forthwith initiate an ordinance amending this budget ordinance so as to appropriately reduce or otherwise change the various appropriations made herein which, in the judgment of the City Council, should be made.

SECTION 19. The City Finance Officer is hereby authorized to transfer money from one appropriation to another within the same fund as may be necessary to meet expenditures for the fiscal year 2021.

SECTION 20. In addition to FY21 appropriations for current year expenditures, funds shall be appropriated to meet obligations carried forward from prior year open purchase order balances in each fund. Such appropriation shall be from the fund balance of each respective fund.

SECTION 21. That Ordinance 11941 dated March 14, 2007 amended the Chattanooga City Code, Part II, Chapter 24 relative to parking, per Section 24-335, the City delegated the Management responsibilities for parking meters within the Special Parking Management Districts to Chattanooga Area Regional Transportation Authority. By this Budget Ordinance, any revenue in excess of the cost to CARTA for operation of metered parking spaces within the Special Parking Management Districts be appropriated to CARTA to be utilized for CARTA's parking management operations, including the costs of acquiring and maintaining parking equipment and systems and enforcement of these ordinances, as well as the acquisition, construction, and maintenance of off-street parking facilities and the provision of passenger shuttle services in downtown Chattanooga area.

SECTION 22. That Chattanooga City Code, Part II, Chapter 31, Article II, Section 31-

36(a), be and the same is hereby deleted and the following substituted in lieu thereof:

- (a) Enumeration of charges; quantity of water used. Sewer service charges shall be based upon the quantity of water used as shown by water meter readings and shall be the dollar amount derived by applying the total charge in dollars per one thousand (1,000) gallons for the quantities of water shown in the following table:

	FY21	
	User Class	Total Charges
<u>(gallons)</u>	<u>(\$/1,000 gallons)</u>	
First 100,000	\$11.99	
Next 650,000	8.92	
Next 1,250,000	7.25	
Next 30,000,000	6.12	
Over 32,000,000	5.95	

In addition, the total charges derived from the above chart for residential users will be multiplied by ninety (90) percent to compensate for water use not going to the sewer such as lawn and garden watering. Any residential location where a separate water meter has been installed for the purpose of lawn and garden watering shall not be entitled to have the multiplier applied to any water consumed through the primary water meter. Each residence or apartment unit shall have a maximum monthly sewer service charge for a volume of no more than 12,000 gallons water used; unless the minimum charge due to water meter size exceeds the 12,000 gallon limit, and then the monthly sewer service charge shall be at least the minimum for that particular size water meter.

SECTION 23. That Chattanooga City Code, Part II, Chapter 31, Article II, Section 31-

36(c) as relates to sewer service charges and fees be and the same is hereby deleted and the following substituted in lieu thereof:

- (c) Billable flow. The amount due from the regional user shall be the dollar amount derived by applying the total charge shown in the table below per one thousand (1,000) gallons of water sold.

	Regional Operation & Maintenance Charge (\$/1,000 gallons)	Regional Debt Charge (\$/1,000 gallons)	Total Regional Charge Regional (Wheelage and Treatment) (\$/1,000 gallons)
Wheelage and Treatment	\$3.5135	\$ 0.6772	\$ 4.1907

If regional customers are billed directly through the water company, the rate to be charged shall be four dollars and nineteen cents (\$4.19) per one thousand (1,000) gallons.

SECTION 24. That Chattanooga City Code, Part II, Chapter 31, Article II, Section 31-36

(d), be and the same hereby deleted and the following substituted in lieu thereof:

- (d) Total flow. The amount due from the regional user shall be the dollar amount derived by applying the total charge shown in the table below applied to the quantity of water measured by a flow meter installed and maintained at or near the point of connection between the system of the regional user and the Chattanooga system. In the event of any malfunction of said meters, flow shall be estimated, interpolated and/or projected in the most equitable manner possible. Such estimates, along with available readings for periods where there was no malfunction, shall be the basis for billing.

	Regional Operation & Maintenance Charge (\$/1,000 gallons)	Debt Charge (\$/1,000 gallons)	Total Regional Charge (Wheelage and Treatment) (\$/1,000 gallons)
Wheelage and Treatment	\$ 2.0457	\$ 0.3576	\$ 2.4033

SECTION 25. That Chattanooga City Code, Part II, Chapter 31, Article II, Section 31-37, be and the same is hereby deleted and the following substituted in lieu thereof:

Minimum sewer service charges based upon water meter connection size shall be as follows:

Monthly Minimum Sewer Service Charges

<u>Meter Size</u> (inches)	FY21 10/1/2020 <u>Charge per Month</u>
5/8	24.63
3/4	87.87
1	153.54
1-1/2	343.64
2	608.45
3	1,426.26
4	2,635.76
6	6,277.95
8	11,104.56

The minimum sewer service charge for residential users with various meter size shall be multiplied by ninety (90) percent to compensate for water use not going to the sewer such as lawn and garden watering. Any residential location where a separate water meter has been installed for the purpose of lawn and garden watering shall not be entitled to have the multiplier applied to any water consumed through the primary water meter.

SECTION 26. That Chattanooga City Code, Part II, Chapter 31, Article II, Section 31-

41(c), be and the same is hereby deleted and the following substituted in lieu thereof:

- (c) Rates. Based upon the current cost of treating wastewater containing constituents with concentrations in excess of “normal wastewater,” numerical rates are hereby established for Bc and Sc as follows:

Bc = \$0.1229 per pound of BOD for concentrations in excess of three hundred (300) milligrams per liter.

Sc = \$0.0852 per pound of total suspended solids for concentrations in excess of four hundred (400) milligrams per liter.

SECTION 27. That Chattanooga City Code, Part II, Chapter 31, Article II, Section 31-43

(b), (f) and (g) be and the same are hereby deleted and the following substituted in lieu thereof:

(b) *Fees for garbage grinders.* Any user of a garbage grinder, except users in a premise used exclusively for an individual residence, shall be charged at a rate of three hundred sixty-nine dollars (\$369.00) per month. The superintendent shall bill users on a quarterly basis and the bills shall be due and payable within fifteen (15) days following the last day of the billing period.

(f) *Fees for septic tank discharge.* All persons discharging concentrated, domestic septic tank sewage waste from a truck under the provisions of Article III of this Chapter shall be charged at the rate of one hundred forty-two dollars (\$142.00) per one thousand (1,000) gallons of such waste. The minimum charge for septic tank discharges shall be one half (1/2) of the rate for one thousand (1,000) gallons of the rate in effect at the time of such discharge.

(g) *Fees for holding tank wastes.* All persons discharging any holding tank waste authorized pursuant to division 6 of this article shall be charged at the rate of eleven dollars and ninety-nine cents (\$11.99) per one thousand (1,000) gallons of such discharge, plus any surcharge rate authorized by Article III of this chapter for concentrations of pollutants in excess of normal waste water without regard to the definition of the industrial user or other limitations set forth in such section. The Plant Manager may also require a chemical analysis of such waste and charge therefore.

(h) Late fees of 10% (ten) shall be applied to all amounts billed but not received by the due date indicated on the invoice.

(i) An applicable disconnect fee may be assessed for delinquent accounts.

SECTION 28. Notwithstanding any other provision of this Ordinance to the contrary, water providers within the City of Chattanooga shall bill according to the new Chattanooga sewer service charges effective on the 1st day of October 2020 until further notice.

SECTION 29. That per ordinance 12377 Section 2 Amending City Code, Part II, Chapter 31, Article VIII, Division 7, Fees, Section 31-354 the annual City of Chattanooga Water Quality

fee for bills issued on or about October 1, 2020 for calendar year 2020 will be \$152.33 per Equivalent Residential Unit (ERU) for Residential and Non-residential Properties.

SECTION 30. That Chattanooga City Code, Part II, Chapter 31, Article VIII, Division 3, Land Disturbing Activity and Erosion and Sedimentation Control, Section 31-322, be and the same is hereby deleted and the following substituted in lieu thereof:

No Land Disturbing Activity or associated activity in this Article, whether temporary or permanent, shall be conducted within the City of Chattanooga until a land disturbing permit has been issued by the City. Such permit shall be available for inspection by the City on the job site at all times during which land disturbing activities are in progress. Such permit shall be required in addition to any building permit or other permit required upon the site.

Each application for the issuance of a land disturbing permit under this article shall be accompanied by a nonrefundable permit fee subject to the following fee schedule:

Permit	Fee
Simple residential	\$250 min. (up to 1 acre distributed area)
Complex	\$250 per acre or part thereof
Revision after second review (each)	\$1,000
Post-issued revision (each)	\$1,000
Variance or Infeasibility Request	\$1,375
Bonds/Letter of credit (each)	\$675
Driveway Tile/Culvert Sized by City (each)	\$500
As-Built Survey/Certification Review (each)	\$675
Grading only	\$250 per acre or part thereof
Timber Removal Permit	\$250 per acre or part thereof
Tree Ordinance (each)	\$500

SECTION 31. That this Ordinance shall be operative, as distinguished from its effective date, on and after July 1, 2020.

SECTION 32. That if any section, sentence, word or figures contained in this Ordinance should be declared invalid by a final decree of a Court of competent jurisdiction, such holding shall not affect the remaining sentences, sections, words or figures contained in this Ordinance, but the same shall remain in full force and effect.

SECTION 33. That this Ordinance shall take effect immediately from and after its passage.

PASSED on Second and Final Reading: June XX, 2020

CHAIRPERSON

APPROVED: _____ DISAPPROVED: _____

DATE _____, 2020

MAYOR

Public Hearing Took Place DATE: June XX, 2020

City of Chattanooga General Pay Plan FY21			
Grade	Minimum	Midpoint	Maximum
GS.02	\$26,200	\$32,130	\$38,060
GS.04	\$26,720	\$32,650	\$38,580
GS.05	\$27,240	\$33,170	\$39,100
GS.06	\$27,760	\$33,690	\$39,620
GS.07	\$28,280	\$34,210	\$40,140
GS.08	\$28,800	\$34,730	\$40,660
GS.09	\$31,398	\$40,042	\$48,686
GS.10	\$32,967	\$42,044	\$51,121
GS.11	\$34,616	\$44,146	\$53,676
GS.12	\$36,346	\$46,353	\$56,360
GS.13	\$38,164	\$48,671	\$59,178
GS.14	\$40,072	\$51,104	\$62,137
GS.15	\$42,075	\$53,660	\$65,244
GS.16	\$44,180	\$56,343	\$68,506
GS.17	\$46,388	\$59,160	\$71,932
GS.18	\$48,708	\$62,118	\$75,528
GS.19	\$51,143	\$65,224	\$79,305
GS.20	\$53,701	\$68,485	\$83,270
GS.21	\$56,385	\$71,909	\$87,433
GS.22	\$59,205	\$75,505	\$91,805
GS.23	\$62,165	\$79,280	\$96,395
GS.24	\$65,273	\$83,244	\$101,215
GS.25	\$68,537	\$87,406	\$106,275
GS.26	\$71,963	\$91,776	\$111,589
GS.27	\$75,561	\$96,365	\$117,168
GS.28	\$79,340	\$101,184	\$123,028
GS.29	\$83,307	\$106,243	\$129,179
GS.30	\$87,473	\$111,555	\$135,637
GS.31	\$91,846	\$117,133	\$142,420
GS.32	\$96,438	\$122,989	\$149,540
GS.33	\$101,261	\$129,139	\$157,018
GS.34	\$106,323	\$135,596	\$164,869
GS.35	\$111,639	\$142,375	\$173,112
Note: Grades 1 & 3 are unassigned and unused.			

FY 21 Sworn Pay Structures			
FIRE			
Range	Min	Mid	Max
FD.0C	\$32,524	\$32,524	\$32,524
FD.1A	\$33,039	\$37,446	\$41,853
FD.1C	\$36,039	\$40,446	\$44,853
FD.1E	\$37,186	\$42,146	\$47,106
FD.1F	\$40,186	\$45,146	\$50,106
FD.2A	\$41,853	\$46,664	\$51,474
FD.2C	\$44,853	\$49,664	\$54,474
FD.3A	\$44,402	\$52,037	\$59,673
FD.3C	\$47,402	\$55,037	\$62,673
FD.4A	\$51,474	\$59,318	\$67,162
FD.4C	\$54,474	\$62,318	\$70,162
FD.5A	\$61,463	\$69,661	\$77,859
FD.6C	\$67,162	\$76,121	\$85,079
FD.7C	\$70,637	\$88,915	\$107,192
POLICE			
Range	Min	Mid	Max
PD.1	\$35,142	\$35,142	\$35,142
PD.2	\$36,990	\$41,924	\$46,858
PD.5	\$46,858	\$51,405	\$55,951
PD.6	\$46,858	\$54,916	\$62,974
PD.7	\$59,359	\$67,276	\$75,194
PD.8	\$66,809	\$75,720	\$84,631
PD.9	\$75,443	\$91,180	\$106,916



City of Chattanooga
 Proposed Revenues
 Fiscal Year 2021

	<i>Actual</i>	<i>Budget</i>	<i>Projected Thru</i>	<i>Proposed</i>	<i>Prop Budget FY21</i>	<i>Prop Budget FY21</i>	<i>Prop Budget FY21</i>	<i>Prop Budget FY21</i>
<i>Account Description</i>	<i>FY 19</i>	<i>FY 20</i>	<i>EO FY 20</i>	<i>FY 21</i>	<i>vs Proj FY20</i>	<i>vs Proj FY20</i>	<i>vs FY20 Budget</i>	<i>vs FY20 Budget</i>
Property Taxes	148,355,505	150,676,861	150,615,402	150,718,800	103,398	0.07%	41,939	0.03%
Other Local Taxes	19,309,758	19,542,700	19,826,796	19,062,200	(764,596)	-3.86%	(480,500)	-2.46%
Licenses, Permits	5,426,390	5,239,200	4,879,715	4,689,400	(190,315)	-3.90%	(549,800)	-10.49%
Other Intergovernmental Revenues	7,526,969	7,445,244	7,432,891	7,636,444	203,553	2.74%	191,200	2.57%
State Sales Tax	14,836,056	14,821,700	15,078,589	14,100,000	(978,589)	-6.49%	(721,700)	-4.87%
State Income Tax	1,902,862	1,100,000	-	1,200,000	1,200,000	0.00%	100,000	9.09%
Local Option Sales Tax	51,528,837	52,254,300	51,520,308	47,015,756	(4,504,552)	-8.74%	(5,238,544)	-10.03%
Charges for Services	1,898,159	1,875,000	1,412,967	1,511,800	98,833	6.99%	(363,200)	-19.37%
Fines, Forfeitures & Penalties	671,720	679,400	634,575	604,200	(30,375)	-4.79%	(75,200)	-11.07%
Use Of Property/Interest	4,186,757	3,530,825	3,322,336	2,252,500	(1,069,836)	-32.20%	(1,278,325)	-36.20%
Miscellaneous Revenue	6,965,250	6,641,770	6,792,746	6,588,900	(203,846)	-3.00%	(52,870)	-0.80%
General Fund (1100) Only	262,608,262	263,807,000	261,516,325	255,380,000	(6,136,325)	-2.35%	(8,427,000)	-3.19%





City of Chattanooga
 Proposed Revenues
 Fiscal Year 2021

	<i>Actual</i>	<i>Budget</i>	<i>Projected Thru</i>	<i>Proposed</i>	<i>Prop Budget FY21</i>	<i>Prop Budget FY21</i>	<i>Prop Budget FY21</i>	<i>Prop Budget FY21</i>
Account Description	FY 19	FY 20	EO FY 20	FY 21	vs Proj FY20	vs Proj FY20	vs FY20 Budget	vs FY20 Budget
Property Taxes:								
Property Tax Current	130,783,317	132,800,000	132,963,133	132,800,000	(163,133)	-0.12%	-	0.00%
Delinquent Property Tax	4,154,593	4,632,412	3,848,223	4,086,200	237,977	6.18%	(546,212)	-11.79%
Property Tax Penalty & Int CY (Past Due)	(173)	-	-	-	-	0.00%	-	0.00%
Interest and penalty-Prior year	1,325,070	1,375,700	1,204,542	1,375,000	170,458	14.15%	(700)	-0.05%
City fee & Atty fee-collect of delinquent taxes	239,657	221,700	184,716	219,500	34,784	18.83%	(2,200)	-0.99%
CHA - In Lieu of Taxes	146,726	146,700	172,292	163,700	(8,592)	-4.99%	17,000	11.59%
TVA - In Lieu of Taxes	2,028,615	2,038,800	2,105,311	2,015,800	(89,511)	-4.25%	(23,000)	-1.13%
Good Neighbors - In Lieu of Taxes	2,808	2,800	2,808	2,800	(8)	-0.28%	-	0.00%
Orchard Knob Dev Corp - In Lieu of Taxes	-	-	466	-	(466)	-100.00%	-	0.00%
Chattem Inc - In Lieu of Taxes	64,455	64,500	-	-	-	0.00%	(64,500)	-100.00%
The Bread Factory, LLC - In Lieu of Taxes	16,197	16,200	-	-	-	0.00%	(16,200)	-100.00%
UnumProvident Corporation - In Lieu of Taxes	57,163	57,200	57,163	57,200	37	0.07%	-	0.00%
South Market, LLC - In Lieu of Taxes	6,314	6,300	8,590	8,600	11	0.12%	2,300	36.51%
Frazier Partners LLC - In Lieu of Taxes	23,501	-	-	-	-	0.00%	-	0.00%
Wm Wrigley Jr Co - In Lieu of Taxes	26,817	-	24,959	25,000	41	0.17%	25,000	0.00%
BlueCrossBlueShield - In Lieu of Taxes	973,760	973,800	984,865	984,900	35	0.00%	11,100	1.14%
Roadtec - In Lieu of Taxes	-	-	134	-	(134)	-100.00%	-	0.00%
MK LLC - In Lieu of Taxes	5,680	5,700	9,333	9,300	(33)	-0.35%	3,600	63.16%
Jarnigan Road III, LLC - In Lieu of Taxes	51,081	51,100	51,004	51,000	(4)	-0.01%	(100)	-0.20%
Southern Champion Tray - In Lieu of Taxes	212,547	-	81,064	-	(81,064)	-100.00%	-	0.00%
Gestamp Chattanooga, LLC - In Lieu of Taxes	563,584	280,000	748,109	748,100	(9)	0.00%	468,100	167.18%
Westinghouse - In Lieu of Taxes	63,528	63,500	62,630	62,600	(30)	-0.05%	(900)	-1.42%
Transfers In-EPB-Electric - In Lieu of Taxes	6,709,903	6,943,292	6,943,292	7,082,200	138,908	2.00%	138,908	2.00%
Transfers In-EPB-Telecom - In Lieu of Taxes	278,493	290,327	290,327	296,100	5,773	1.99%	5,773	1.99%
Transfers In-EPB-Internet - In Lieu of Taxes	358,655	384,530	384,530	392,200	7,670	1.99%	7,670	1.99%
Coca-Cola Bottling - In Lieu of Taxes	99,025	99,000	93,701	93,700	(1)	0.00%	(5,300)	-5.35%
Plastic Omnium Auto Exteriors - In Lieu of Taxes	100,306	159,500	176,609	176,600	(9)	-0.01%	17,100	10.72%
UTC Two - In Lieu of Taxes	10,148	10,100	10,148	10,100	(48)	-0.47%	-	0.00%
UTC Three - In Lieu of Taxes	5,790	5,800	5,790	5,800	10	0.17%	-	0.00%
Van De Wiele Inc - In Lieu of Taxes	14,546	14,500	19,033	19,000	(33)	-0.17%	4,500	31.03%



City of Chattanooga
 Proposed Revenues
 Fiscal Year 2021

	<i>Actual</i>	<i>Budget</i>	<i>Projected Thru</i>	<i>Proposed</i>	<i>Prop Budget</i> <i>FY21</i>	<i>Prop Budget</i> <i>FY21</i>	<i>Prop Budget</i> <i>FY21</i>	<i>Prop Budget</i> <i>FY21</i>
Account Description	FY 19	FY 20	EO FY 20	FY 21	vs Proj FY20	vs Proj FY20	vs FY20 Budget	vs FY20 Budget
Alco Woodlawn Partners	33,401	33,400	33,401	33,400	(1)	0.00%	-	0.00%
Yanfeng US Automotive Interior Sys. LLC			128,526	-	(128,526)	-100.00%	-	0.00%
Ridgeway Hoursing Partners			20,704	-	(20,704)	-100.00%	-	0.00%
Total Property Taxes:	148,355,505	150,676,861	150,615,402	150,718,800	103,398	0.07%	41,939	0.03%
%chg yr. to yr.	0	0.00%	1.52%	0.03%	(0)	-98.17%		
Amt. chg. Yr. to yr.	2,105,666	6,883	2,259,897	41,939	(2,217,958)	-98.14%		
Other Local Taxes:								
Liquor taxes	2,806,742	2,900,300	2,927,341	2,900,000	(27,341)	-0.93%	(300)	-0.01%
Beer taxes	5,470,939	5,521,900	5,354,163	5,521,900	167,737	3.13%	-	0.00%
Local litigation taxes-City Court	2,470	2,700	2,112	2,300	188	8.88%	(400)	-14.81%
Gross Receipts Tax	6,005,459	5,966,600	5,837,756	5,900,000	62,244	1.07%	(66,600)	-1.12%
Corporate excise tx-intangible prop	247,385	360,300	563,522	250,000	(313,522)	-55.64%	(110,300)	-30.61%
Corporate excise tx-Non Depository	112,860	-	684,068	85,000	(599,068)	-87.57%	85,000	0.00%
Franchise taxes-Chatt Gas	2,034,775	2,219,600	1,944,222	2,000,000	55,778	2.87%	(219,600)	-9.89%
Franchise taxes-Comcast Cable TV	968,615	863,000	894,174	800,000	(94,174)	-10.53%	(63,000)	-7.30%
Franchise taxes-KMC (CenturyTel)	5,714	5,600	4,847	5,000	153	3.15%	(600)	-10.71%
Franchise taxes-AT&T Mobility	71,037	69,400	64,710	60,000	(4,710)	-7.28%	(9,400)	-13.54%
Franchise taxes-EPB Fiber Optics	1,554,512	1,603,500	1,511,880	1,500,000	(11,880)	-0.79%	(103,500)	-6.45%
Franchise taxes-Zayo Group	29,250	29,800	38,000	38,000	-	0.00%	8,200	27.52%
Total Other Local Taxes:	19,309,758	19,542,700	19,826,796	19,062,200	(764,596)	-3.86%	(480,500)	-2.46%
Licenses, Permits, Etc:								
Wrecker Business License	4,500	5,000	6,000	5,000	(1,000)	-16.67%	-	0.00%
Liquor by drink licenses	157,415	157,000	158,375	150,000	(8,375)	-5.29%	(7,000)	-4.46%
Liquor by drink, interest & penalty	2,629	3,200	5,666	3,200	(2,466)	-43.53%	-	0.00%
Transient Vendor License	2,650	2,500	700	2,500	1,800	257.14%	-	0.00%
Motor Vehicle Licenses	423,305	419,200	382,872	448,000	65,128	17.01%	28,800	6.87%
Wrecker Contractor License	900	-	660	700	40	6.06%	700	0.00%
Original Business License Fee	25,665	23,400	23,064	20,000	(3,064)	-13.28%	(3,400)	-14.53%
Special Gathering Permit	370	-	30	-	(30)	-100.00%	-	0.00%



City of Chattanooga
 Proposed Revenues
 Fiscal Year 2021

	<i>Actual</i>	<i>Budget</i>	<i>Projected Thru</i>	<i>Proposed</i>	<i>Prop Budget FY21</i>	<i>Prop Budget FY21</i>	<i>Prop Budget FY21</i>	<i>Prop Budget FY21</i>
Account Description	FY 19	FY 20	EO FY 20	FY 21	vs Proj FY20	vs Proj FY20	vs FY20 Budget	vs FY20 Budget
Manufacturing of Intoxicants License	1,000	-	-	-	-	0.00%	-	0.00%
Over & Under Business License	21	-	(15)	-	15	-100.00%	-	0.00%
Building permits	1,874,936	1,747,700	1,647,700	1,500,000	(147,700)	-8.96%	(247,700)	-14.17%
Electrical permits	385,780	397,200	429,627	390,000	(39,627)	-9.22%	(7,200)	-1.81%
Plumbing fixtures connection permit	237,520	213,800	226,016	213,800	(12,216)	-5.40%	-	0.00%
Street cut-in permits	457,633	448,500	440,221	400,000	(40,221)	-9.14%	(48,500)	-10.81%
Mechanical code permits	243,265	220,100	261,940	220,000	(41,940)	-16.01%	(100)	-0.05%
Hotel permits	4,350	4,200	5,084	4,200	(884)	-17.38%	-	0.00%
Gas permits	45,020	47,200	41,567	43,200	1,633	3.93%	(4,000)	-8.47%
Sign permits	151,542	150,600	116,296	120,000	3,704	3.18%	(30,600)	-20.32%
Taxicab driver permit	5,305	6,400	5,193	5,500	307	5.91%	(900)	-14.06%
Temporary Use Permit	3,530	2,300	3,204	2,300	(904)	-28.22%	-	0.00%
Moving Permit Investigation Fee	520	-	1,075	1,100	25	2.28%	1,100	0.00%
Going Out of Business Permits	-	-	100	-	(100)	-100.00%	-	0.00%
Traffic Eng Special Events Permit	16,525	36,700	11,645	11,200	(445)	-3.82%	(25,500)	-69.48%
Push Cart Permits	200	100	25	100	75	300.00%	-	0.00%
Mobile Food Unit	650	-	709	-	(709)	-100.00%	-	0.00%
Tree Ordinance Permit	36,300	-	21,500	-	(21,500)	-100.00%	-	0.00%
Tire Haulers Permit	130	-	33	-	(33)	-100.00%	-	0.00%
Short Term Vacation Rental Permit	-	-	6,825	-	(6,825)	-100.00%	-	0.00%
Business License Issuance Fees	69,046	70,500	70,500	60,000	(10,500)	-14.89%	(10,500)	-14.89%
Plumbing examiners fees	46,240	172,400	21,000	46,000	25,000	119.05%	(126,400)	-73.32%
Electrical examiners fees	193,100	71,300	26,000	180,000	154,000	592.31%	108,700	152.45%
Gas examiners fees	45,355	24,600	18,120	49,700	31,580	174.28%	25,100	102.03%
Beer permit application fees	106,483	109,600	96,138	109,900	13,762	14.31%	300	0.27%
Mechanical exam fee & activity	19,460	33,100	114,805	21,000	(93,805)	-81.71%	(12,100)	-36.56%
Permit issuance fees	55,936	55,700	46,955	50,100	3,145	6.70%	(5,600)	-10.05%
Exhibitor's fees	808	1,100	191	200	9	4.71%	(900)	-81.82%
Subdivision rev/inspection fee	33,020	32,300	26,047	24,800	(1,247)	-4.79%	(7,500)	-23.22%
Adult Entertain Application Fee	7,700	9,000	5,700	7,300	1,600	28.07%	(1,700)	-18.89%
Zoning Letter Fee	16,275	14,300	16,000	14,300	(1,700)	-10.63%	-	0.00%



City of Chattanooga
 Proposed Revenues
 Fiscal Year 2021

	<i>Actual</i>	<i>Budget</i>	<i>Projected Thru</i>	<i>Proposed</i>	<i>Prop Budget</i> <i>FY21</i>	<i>Prop Budget</i> <i>FY21</i>	<i>Prop Budget</i> <i>FY21</i>	<i>Prop Budget</i> <i>FY21</i>
Account Description	FY 19	FY 20	EO FY 20	FY 21	vs Proj FY20	vs Proj FY20	vs FY20 Budget	vs FY20 Budget
Variance Request Fees	15,751	15,300	15,300	15,300	-	0.00%	-	0.00%
Certificates of Occupancy	36,022	33,800	31,884	33,800	1,916	6.01%	-	0.00%
Code Compliance Letter Fee	1,550	1,600	1,699	1,400	(299)	-17.60%	(200)	-12.50%
ModularHome site investigation	50	-	3,871	-	(3,871)	-100.00%	-	0.00%
Plan Checking Fee	388,164	376,900	253,046	259,000	5,954	2.35%	(117,900)	-31.28%
Phased Construction Plan Rev	9,451	43,700	95,474	38,000	(57,474)	-60.20%	(5,700)	-13.04%
Construction Bd of Appeals Fee	2,150	2,800	2,446	2,500	54	2.22%	(300)	-10.71%
Sign Board of Appeals Fee	750	900	600	800	200	33.33%	(100)	-11.11%
Historic Zone Construction Fee	-	-	925	-	-	-	-	0.00%
Northshore Design Appeal Fee	27,985	40,200	15,218	13,800	(1,418)	-9.32%	(26,400)	-65.67%
Northshore-Downtown Plan Review Fee	9,475	-	10,450	3,600	(6,850)	-65.55%	3,600	0.00%
Fire Department Permits	257,360	245,000	2,180	215,600	213,420	9791.50%	(29,400)	-12.00%
Fire Re-Inspection of Business & Hotels	500	-	206,883	1,200	(205,683)	-99.42%	1,200	0.00%
Parking Lot Fee	-	-	1,750	-	(1,750)	-100.00%	-	0.00%
Wine In Grocery Store Application	2,100	-	-	300	300	0.00%	300	0.00%
Misc. licenses and permits	-	-	420	-	(420)	-100.00%	-	0.00%
Total Licenses, Permits, Etc:	5,426,390	5,239,200	4,879,715	4,689,400	(190,315)	-3.90%	(549,800)	-10.49%
Intergovernmental Revenues:								
Federal Funds	21,841	-	-	-	-	0.00%	-	0.00%
State Operations Funds TEMA	3,640	-	-	-	-	0.00%	-	0.00%
State - specialized training funds	504,000	535,000	666,400	740,000	73,600	11.04%	205,000	38.32%
State maintenance of streets	150,252	88,800	87,366	75,000	(12,366)	-14.15%	(13,800)	-15.54%
City allocation-state sales tax	14,836,056	14,821,700	15,078,589	14,100,000	(978,589)	-6.49%	(721,700)	-4.87%
City allocation-state income tax / HALL	1,902,862	1,100,000	-	1,200,000	1,200,000	0.00%	100,000	9.09%
City allocation-state beer tax	77,621	78,500	157,087	75,000	(82,087)	-52.26%	(3,500)	-4.46%
Mixed drink tax	3,813,432	3,856,400	3,949,284	3,856,400	(92,884)	-2.35%	-	0.00%
State - Telecommunication Sales Tax	251,337	234,100	246,428	234,000	(12,428)	-5.04%	(100)	-0.04%
State alcoholic beverage taxes	151,083	95,000	90,214	150,000	59,786	66.27%	55,000	57.89%
State gas inspection fees	332,933	334,600	332,885	331,200	(1,685)	-0.51%	(3,400)	-1.02%
Commission from State of TN/Gross Receipts	560,830	539,600	539,600	525,000	(14,600)	-2.71%	(14,600)	-2.71%



City of Chattanooga
 Proposed Revenues
 Fiscal Year 2021

	<i>Actual</i>	<i>Budget</i>	<i>Projected Thru</i>	<i>Proposed</i>	<i>Prop Budget FY21</i>	<i>Prop Budget FY21</i>	<i>Prop Budget FY21</i>	<i>Prop Budget FY21</i>
<i>Account Description</i>	<i>FY 19</i>	<i>FY 20</i>	<i>EO FY 20</i>	<i>FY 21</i>	<i>vs Proj FY20</i>	<i>vs Proj FY20</i>	<i>vs FY20 Budget</i>	<i>vs FY20 Budget</i>
Hamilton County-Ross's Landing	1,575,319	1,614,244	1,363,627	1,649,844	286,217	20.99%	35,600	2.21%
Local Option sales tax	51,528,837	52,254,300	51,520,308	47,015,756	(4,504,552)	-8.74%	(5,238,544)	-10.03%
Other Local Governments	84,680	69,000	-	-	-	0.00%	(69,000)	-100.00%
Total Intergovernmental Revenues:	75,794,723	75,621,244	74,031,787	69,952,200	(4,079,588)	-5.51%	(5,669,044)	-7.50%
Service Charges:								
Current City Court Cost	201,338	204,400	155,293	141,600	(13,693)	-8.82%	(62,800)	-30.72%
Court commissions	7,361	4,500	6,460	8,500	2,040	31.58%	4,000	88.89%
Clerk's Fee	646,907	665,400	480,235	550,000	69,765	14.53%	(115,400)	-17.34%
Service of Process	49	-	109	-	(109)	-100.00%	-	0.00%
Processing of Release Forms	14,947	15,100	11,149	10,800	(349)	-3.13%	(4,300)	-28.48%
Court Administrative Cost	533	1,100	145	100	(45)	-31.03%	(1,000)	-90.91%
Current State Court Cost	1,661	1,800	1,256	1,500	244	19.40%	(300)	-16.67%
Court Translation Service Fee	11,379	11,700	7,876	6,800	(1,076)	-13.66%	(4,900)	-41.88%
Memorial Auditorium rents	4,864	1,300	-	-	-	0.00%	(1,300)	-100.00%
Land & Building Rents	179,466	151,500	118,288	150,700	32,412	27.40%	(800)	-0.53%
Ballfield Income	38,050	38,900	22,000	20,000	(2,000)	-9.09%	(18,900)	-48.59%
Skateboard Park	8,301	-	4,500	-	(4,500)	-100.00%	-	0.00%
Carousel Ridership	132,508	133,100	78,916	95,300	16,384	20.76%	(37,800)	-28.40%
Walker Pavilion Rents	28,020	26,900	10,240	20,000	9,760	95.31%	(6,900)	-25.65%
Heritage Park House Rent	17,900	22,700	9,360	10,000	640	6.84%	(12,700)	-55.95%
Renaissance Park Rent	-	-	1,700	-	-	0.00%	-	0.00%
Greenway facilities rent	6,630	12,500	5,190	6,500	1,310	25.24%	(6,000)	-48.00%
Fitness Center Fees	33,243	34,100	25,685	29,200	3,515	13.69%	(4,900)	-14.37%
Dock rental	44,201	71,900	33,942	41,500	7,558	22.27%	(30,400)	-42.28%
Ross' Landing Rent	65,984	65,400	59,872	39,300	(20,572)	-34.36%	(26,100)	-39.91%
Champion's Club	43,167	44,700	28,133	31,800	3,668	13.04%	(12,900)	-28.86%
Recreation Center Rental	41,854	41,000	29,811	20,300	(9,511)	-31.90%	(20,700)	-50.49%
Carousel Room Rental	17,270	15,800	8,640	14,300	5,660	65.51%	(1,500)	-9.49%
Coolidge Park Rental	19,320	22,600	21,693	12,500	(9,193)	-42.38%	(10,100)	-44.69%
Walnut Street Bridge Rental	2,300	-	-	-	-	0.00%	-	0.00%



City of Chattanooga
 Proposed Revenues
 Fiscal Year 2021

	<i>Actual</i>	<i>Budget</i>	<i>Projected Thru</i>	<i>Proposed</i>	<i>Prop Budget</i> <i>FY21</i>	<i>Prop Budget</i> <i>FY21</i>	<i>Prop Budget</i> <i>FY21</i>	<i>Prop Budget</i> <i>FY21</i>
Account Description	FY 19	FY 20	EO FY 20	FY 21	vs Proj FY20	vs Proj FY20	vs FY20 Budget	vs FY20 Budget
Program Fees	9,450	9,100	8,785	7,200	(1,585)	-18.04%	(1,900)	-20.88%
Park Event Fee	17,808	16,200	11,308	8,600	(2,708)	-23.94%	(7,600)	-46.91%
Kidz Kamp	2,240	-	-	-	-	0.00%	-	0.00%
Non-Traditional Program Fees	13,381	10,100	9,599	7,800	(1,799)	-18.74%	(2,300)	-22.77%
OutVenture Fees	17,830	12,500	11,435	15,700	4,265	37.30%	3,200	25.60%
Therapeutic Fees	1,368	1,400	760	800	40	5.26%	(600)	-42.86%
Swimming pools	95,332	82,100	54,588	100,000	45,412	83.19%	17,900	21.80%
Arts & Culture	802	800	584	800	216	37.04%	-	0.00%
Police Reports: Accident, et Fe	10,897	11,000	6,954	7,200	246	3.53%	(3,800)	-34.55%
Credit Card Processing Fee	49,683	49,700	49,177	48,100	(1,077)	-2.19%	(1,600)	-3.22%
Park concessions	20,755	8,900	33,546	21,000	(12,546)	-37.40%	12,100	135.96%
Financial Service-EPB	9,000	7,200	7,500	7,200	(300)	-4.00%	-	0.00%
General Pension Admin Cost	45,000	45,000	45,000	45,000	-	0.00%	-	0.00%
Technology Fee	-	5,400	-	-	-	0.00%	(5,400)	-100.00%
Returned Check Fee	2,718	1,400	1,938	1,500	(438)	-22.60%	100	7.14%
Waste Container Purchases	25,575	24,700	32,400	27,400	(5,000)	-15.43%	2,700	10.93%
Non Profit Request Fee	3,100	3,100	2,750	2,800	50	1.82%	(300)	-9.68%
Recycle Container Purchases	50	-	-	-	-	0.00%	-	0.00%
Treasurer's Commission BID 2%	-	-	13,629	-	(13,629)	-100.00%	-	0.00%
Processing Fee	-	-	2,500	-	(2,500)	-100.00%	-	0.00%
Over & Under	1,817	-	22	-	(22)	-100.00%	-	0.00%
Miscellaneous Revenue	4,100	-	-	-	-	0.00%	-	0.00%
Total Service Charges:	1,898,159	1,875,000	1,412,967	1,511,800	98,833	6.99%	(363,200)	-19.37%
Fines, Forfeitures, & Penalties:								
Current city court fines	7,287	10,600	6,533	6,900	367	5.62%	(3,700)	-34.91%
City Fines - Speeding	84,527	77,000	70,322	74,500	4,178	5.94%	(2,500)	-3.25%
City Fines - Other Driving Offenses	421,018	430,200	387,185	390,000	2,815	0.73%	(40,200)	-9.34%
City Fines - Non-Driving Offenses	18,944	20,700	20,466	20,700	234	1.14%	-	0.00%
Criminal court fines	103,018	102,300	117,286	81,100	(36,186)	-30.85%	(21,200)	-20.72%
Parking ticket fines	33,350	33,200	25,439	27,700	2,261	8.89%	(5,500)	-16.57%



City of Chattanooga
 Proposed Revenues
 Fiscal Year 2021

	<i>Actual</i>	<i>Budget</i>	<i>Projected Thru</i>	<i>Proposed</i>	<i>Prop Budget</i> <i>FY21</i>	<i>Prop Budget</i> <i>FY21</i>	<i>Prop Budget</i> <i>FY21</i>	<i>Prop Budget</i> <i>FY21</i>
Account Description	FY 19	FY 20	EO FY 20	FY 21	vs Proj FY20	vs Proj FY20	vs FY20 Budget	vs FY20 Budget
Delinquent Parking Tickets	997	800	845	900	55	6.52%	100	12.50%
Delinquent ticket-court cost	2,579	4,400	1,699	1,800	101	5.91%	(2,600)	-59.09%
Air pollution penalties	-	-	4,809	600	(4,209)	-87.52%	600	0.00%
Misc forfe. & pen.(beer lic.violation/boot fee)		200	(9)	-	9	-100.00%	(200)	-100.00%
Total Fines, Forfeitures, & Penalties:	671,720	679,400	634,575	604,200	(30,375)	-4.79%	(75,200)	-11.07%
Use of Property Income:								
Interest Earned	3,385,315	3,075,625	2,892,879	1,800,800	(1,092,079)	-37.75%	(1,274,825)	-41.45%
Sale of City Owned Property	77,800	-	-	-	-	0.00%	-	0.00%
Sale of Back Tax Lots	252,653	165,000	165,000	161,700	(3,300)	-2.00%	(3,300)	-2.00%
Sale of Equipment	470,795	290,000	264,457	290,000	25,543	9.66%	-	0.00%
Sale of Scrap	194	200	-	-	-	0.00%	(200)	-100.00%
Total Use of Property Income:	4,186,757	3,530,825	3,322,336	2,252,500	(1,069,836)	-32.20%	(1,278,325)	-36.20%
Miscellaneous Revenue:								
Miscellaneous Donations	12,520	-	8,395	-	(8,395)	-100.00%	-	0.00%
Court Settlements	1,554	-	-	-	-	0.00%	-	0.00%
Loss & Damage	400	800	1,192	1,200	8	0.69%	400	50.00%
Indirect cost	6,409,861	6,180,270	6,180,270	6,211,200	30,930	0.50%	30,930	0.50%
Misc Rev	60,057	81,800	246,253	81,800	(164,453)	-66.78%	-	0.00%
Payroll deduction charges	726	700	657	600	(57)	-8.63%	(100)	-14.29%
Plans and specification deposits	15,310	15,800	21,480	2,600	(18,880)	-87.90%	(13,200)	-83.54%
Municipal Lien	221,406	75,000	139,529	72,200	(67,329)	-48.25%	(2,800)	-3.73%
Municipal Lien-Interest & Penalty	589	600	-	-	-	0.00%	(600)	-100.00%
Purchase Card Rebate	33,853	34,200	29,661	29,700	39	0.13%	(4,500)	-13.16%
Other Income	200	20,500	250	200	(50)	-20.00%	(20,300)	-99.02%
Take Home Vehicle Fee	70,163	70,000	69,989	69,400	(589)	-0.84%	(600)	-0.86%
Delinquent Tax cost recovery	138,612	162,100	95,071	120,000	24,929	26.22%	(42,100)	-25.97%
Total Miscellaneous Revenue:	6,965,250	6,641,770	6,792,746	6,588,900	(203,846)	-3.00%	(52,870)	-0.80%
General Fund TOTAL	262,608,262	263,807,000	261,516,325	255,380,000	(6,136,325)	-2.35%	(8,427,000)	-3.19%

*Pages B-10 thru B-11 Left Blank
Intentionally*



City of Chattanooga
Result Area Summary
Fiscal Year 2021

Row Labels	Actual FY19	Budget FY20	Proposed FY21	Inc (Dec) Proposed vs. Budget	% Change
1100					
E - GROWING ECONOMY	14,951,430	14,670,175	12,820,018	(1,850,158)	-12.61%
F - SMARTER STUDENTS, STRONGER FAMILIES	26,303,218	27,512,038	31,147,413	3,635,375	13.21%
H - HIGH PERFORMING GOVERNMENT	33,265,980	36,856,428	35,628,886	(1,227,542)	-3.33%
N - STRONGER NEIGHBORHOODS	44,365,175	46,109,996	41,371,247	(4,738,750)	-10.28%
S - SAFER STREETS	134,435,830	138,658,361	134,412,436	(4,245,925)	-3.06%
1100 Total	253,321,633	263,807,000	255,380,000	(8,427,000)	-3.19%
Economic Development Fund					
E - GROWING ECONOMY	1,827,500	1,987,500	1,792,500	(195,000)	-9.81%
F - SMARTER STUDENTS, STRONGER FAMILIES	350,000	496,000	496,000	-	0.00%
Economic Development Fund Total	2,177,500	2,483,500	2,288,500	(195,000)	-7.85%
Grand Total	255,499,133	266,290,500	257,668,500	(8,622,000)	-3.24%



City of Chattanooga
Operational Budget - Offer by Result Area
Fiscal Year 2021

	Actual FY19	Budget FY20	Proposed FY21	Inc (Dec) Proposed vs. Budget	% Change
1100					
S - SAFER STREETS	134,435,830	138,658,361	134,412,436	(4,245,925)	-3.06%
1100 Total	134,435,830	138,658,361	134,412,436	(4,245,925)	-3.06%



City of Chattanooga
Operational Budget - Offer by Result Area
Fiscal Year 2021

	Actual FY19	Budget FY20	Proposed FY21	Inc (Dec) Proposed vs. Budget	% Change
1100					
S - SAFER STREETS					
911 Emergency Communication	4,730,950	5,117,426	5,117,426	0	0.00%
Administration & Support	8,875,647	4,429,770	5,601,216	1,171,446	26.44%
CADAS Substance Abuse Treatment	-	-	25,000	25,000	0.00%
CDOT: Operations	4,157,890	4,467,927	2,268,756	(2,199,171)	-49.22%
CDOT: Smart City	4,418,764	5,578,464	5,597,423	18,959	0.34%
Children's Advocacy Center Therapy & Forensic Interviewing	65,000	65,000	63,700	(1,300)	-2.00%
Community & Department Support Services Bureau	413,851	635,597	523,659	(111,938)	-17.61%
Energy & Lighting Infrastructure	1,177	-	-	-	0.00%
Family Justice Center	617,389	669,597	691,944	22,347	3.34%
Fire Administration	1,028,960	1,014,343	993,570	(20,773)	-2.05%
Fire Logistics Division	2,107,512	1,434,611	1,322,980	(111,631)	-7.78%
Fire Operations Division	38,623,079	41,569,194	41,607,312	38,118	0.09%
Fire Prevention Bureau	1,556,235	1,630,888	1,703,196	72,308	4.43%
Fire Training Division	1,607,129	878,582	899,281	20,699	2.36%
General Government	9,289,165	8,396,813	7,690,934	(705,879)	-8.41%
HRMC Mitchell Home	-	17,000	17,000	-	0.00%
Impact1! Ex-Offender Training and Development	65,000	50,000	-	(50,000)	-100.00%
Intensive Criminal Justice Case Management	60,000	60,000	58,800	(1,200)	-2.00%
Investigative Services Division 1	7,297,879	8,737,983	8,700,236	(37,747)	-0.43%
Investigative Services Division 2	5,540,918	4,529,638	5,219,039	689,401	15.22%
McKamey Animal Services	1,725,250	1,777,000	1,777,000	-	0.00%
Neighborhood Policing Bureau	26,129,986	29,094,799	28,134,961	(959,838)	-3.30%
Office of Chief of Police	2,325,087	3,025,565	2,790,183	(235,382)	-7.78%
Police Facilities	6,877,880	7,157,269	6,062,829	(1,094,440)	-15.29%
Rape Crisis Center	65,000	65,000	63,700	(1,300)	-2.00%
Real Time Intelligence Center (RTIC)	1,328,631	2,069,531	1,623,146	(446,385)	-21.57%
Special Operations & Budget/Finance	4,582,233	5,758,710	5,447,456	(311,254)	-5.40%
Special Operations Division	413,983	427,654	411,690	(15,964)	-3.73%
Traffic Engineering	531,235	-	-	-	0.00%
S - SAFER STREETS Total	134,435,830	138,658,361	134,412,436	(4,245,925)	-3.06%
1100 Total	134,435,830	138,658,361	134,412,436	(4,245,925)	-3.06%



City of Chattanooga
Operational Budget - Offer by Result Area
Fiscal Year 2021

	Actual FY19	Budget FY20	Proposed FY21	Inc (Dec) Proposed vs. Budget	% Change
1100					
F - SMARTER STUDENTS, STRONGER FAMILIES	26,303,218	27,512,038	31,147,413	3,635,375	13.21%
1100 Total	26,303,218	27,512,038	31,147,413	3,635,375	13.21%
Economic Development Fund					
F - SMARTER STUDENTS, STRONGER FAMILIES	350,000	496,000	496,000	-	0.00%
Economic Development Fund Total	350,000	496,000	496,000	-	0.00%
Grand Total	26,653,218	28,008,038	31,643,413	3,635,375	12.98%



City of Chattanooga
Operational Budget - Offer by Result Area
Fiscal Year 2021

	Actual FY19	Budget FY20	Proposed FY21	Inc (Dec) Proposed vs. Budget	% Change
1100					
F - SMARTER STUDENTS, STRONGER FAMILIES					
211 Coordinating Calls and Resource Services	460,000	35,000	35,000	-	0.00%
Baby University	-	750,000	700,000	(50,000)	-6.67%
Bridges to Success ESL Program	25,000	25,000	-	(25,000)	-100.00%
Building Community Through Arts & Culture	80,000	50,000	-	(50,000)	-100.00%
Camp Signal	-	40,000	40,000	-	0.00%
Career Development	139,212	-	-	-	0.00%
Chattanooga Basketball	100,000	100,000	90,000	(10,000)	-10.00%
Chattanooga Early Learning Scholarships	-	100,000	100,000	-	0.00%
Chattanooga Junior Golfers' Development Program	25,000	-	-	-	0.00%
Chattanooga Mentoring Collective	-	25,000	25,000	-	0.00%
Chattanooga Zoo Management Contract	675,208	675,000	675,000	-	0.00%
Chattanooga Zoo: Community Engagement	18,750	20,000	20,000	-	0.00%
Child Care WAGES	-	200,000	-	(200,000)	-100.00%
City of Chattanooga Services / Youth and Family Development and E	-	18,000	-	(18,000)	-100.00%
Dollars, Sense, and Me & Media Smarts; Economic & Med	110,000	5,000	-	(5,000)	-100.00%
Early Childhood STEAM Academy	-	25,000	20,000	(5,000)	-20.00%
Early Literacy Bookworm Club	-	40,000	-	(40,000)	-100.00%
Enchancing Communication, Enriching Lives	67,700	67,700	67,700	-	0.00%
Enriching Lives with Cultural and Educational Access	-	30,000	-	(30,000)	-100.00%
Entrepreneurship Training for Chattanooga Youth	-	-	27,500	27,500	0.00%
Expansion of Early Literacy Bookworm Club (Adding Club Lit(eracy) fo	-	-	45,000	45,000	0.00%
General Government	4,818,931	4,842,333	8,447,289	3,604,956	74.45%
General Government-Ham County MOU	1,923,301	2,061,286	2,083,061	21,775	1.06%
Girls Inc. Summer Camps With Transportation	-	-	16,000	16,000	0.00%
High School Entrepreneurship Program	-	30,000	-	(30,000)	-100.00%
HRMC Inidgent Mental Health Care	77,500	10,000	10,000	-	0.00%
HRMC Project BASIC	-	15,000	13,760	(1,240)	-8.27%
Human Services Administration	1,259,643	1,334,643	1,334,643	-	0.00%
Inspiring the Youth through Arts, Culture and History	-	-	30,000	30,000	0.00%
Investing in the Education of At-risk Children	350,000	350,000	350,000	-	0.00%
Latino Family Resource Center	50,000	25,000	-	(25,000)	-100.00%
Latinx Family Resource Center Expansion	-	-	49,000	49,000	0.00%
Library Operations	6,545,000	6,766,034	6,791,034	25,000	0.37%
Library Service Plan Initiatives	-	25,000	-	(25,000)	-100.00%
Lookout Mountain Conservancy, Howard Intern Program	20,000	16,250	12,000	(4,250)	-26.15%
Making the Right Choices: Prescription Drugs and Mental Health	20,000	8,000	-	(8,000)	-100.00%
Office of Community Resilience	-	-	353,810	353,810	0.00%
Office of Early Learning Operations	174,721	324,130	316,962	(7,168)	-2.21%
Operation Get Active	40,000	40,000	25,000	(15,000)	-37.50%
Personal Safety/Healthy Living	-	12,000	-	(12,000)	-100.00%
Promotores de Salud - Early Childhood Development	-	25,000	-	(25,000)	-100.00%
Road to College & Career Success: Future Ready	-	8,000	-	(8,000)	-100.00%
Smarter Students through Arts Education	-	50,000	41,250	(8,750)	-17.50%
Spring and Fall Break Girls Inc. Camps	-	8,000	-	(8,000)	-100.00%
STEAM TechKnow Girl Club	-	30,000	21,000	(9,000)	-30.00%
The Bethlehem Center - Read to Lead Academy	-	15,000	-	(15,000)	-100.00%
The First Tee of Tennessee at Chattanooga	-	25,000	24,000	(1,000)	-4.00%
Together We Can College Scholarship	100,000	100,000	-	(100,000)	-100.00%
Together We Can-College Access and Success	-	-	100,000	100,000	0.00%
Trauma Informed Therapy	-	20,000	20,000	-	0.00%

City of Chattanooga
Operational Budget - Offer by Result Area
Fiscal Year 2021

	Actual FY19	Budget FY20	Proposed FY21	Inc (Dec) Proposed vs. Budget	% Change
Women's Empowerment and Coding Center	-	7,000	-	(7,000)	-100.00%
YFD Recreation	8,822,220	8,707,660	8,670,566	(37,094)	-0.43%
YFD Teen Programs	325,385	335,102	516,410	181,308	54.11%
Youth Summer Work Program	75,647	115,900	76,428	(39,472)	-34.06%
F - SMARTER STUDENTS, STRONGER FAMILIES Total	26,303,218	27,512,038	31,147,413	3,635,375	13.21%
1100 Total	26,303,218	27,512,038	31,147,413	3,635,375	13.21%
Economic Development Fund					
F - SMARTER STUDENTS, STRONGER FAMILIES					
STEP-UP Chattanooga	25,000	75,000	75,000	-	0.00%
The Enterprise Center Digital Equity	325,000	421,000	421,000	-	0.00%
F - SMARTER STUDENTS, STRONGER FAMILIES Total	350,000	496,000	496,000	-	0.00%
Economic Development Fund Total	350,000	496,000	496,000	-	0.00%
Grand Total	26,653,218	28,008,038	31,643,413	3,635,375	12.98%

City of Chattanooga
Operational Budget - Offer by Result Area
Fiscal Year 2021

	Actual FY19	Budget FY20	Proposed FY21	Inc (Dec) Proposed vs. Budget	% Change
1100					
E - GROWING ECONOMY	14,951,430	14,670,175	12,820,018	(1,850,158)	-12.61%
1100 Total	14,951,430	14,670,175	12,820,018	(1,850,158)	-12.61%
Economic Development Fund					
E - GROWING ECONOMY	1,827,500	1,987,500	1,792,500	(195,000)	-9.81%
Economic Development Fund Total	1,827,500	1,987,500	1,792,500	(195,000)	-9.81%
Grand Total	16,778,930	16,657,675	14,612,518	(2,045,158)	-12.28%



City of Chattanooga
Operational Budget - Offer by Result Area
Fiscal Year 2021

	Actual FY19	Budget FY20	Proposed FY21	Inc (Dec) Proposed vs. Budget	% Change
1100					
E - GROWING ECONOMY					
AIM Center Adult Literacy	65,000	10,000	-	(10,000)	-100.00%
AIM Center Supported Employment	-	55,000	63,700	8,700	15.82%
Air Quality Services	270,820	270,820	270,820	-	0.00%
Build It Green - Construction Workforce Development Program	25,000	10,000	10,000	-	0.00%
Building a Stronger Community through the Arts	275,000	225,000	225,000	-	0.00%
CDOT: Administration	1,070,496	530,626	269,961	(260,665)	-49.12%
CDOT: Complete Streets	484,176	1,081,596	1,331,847	250,251	23.14%
Chattanooga Alliance for Diverse Business Enterprise	-	100,000	100,000	-	0.00%
Chattanooga Design Studio	50,000	100,000	200,000	100,000	100.00%
Civic Facilities	751,284	500,000	500,000	-	0.00%
Economic Development	328,252	626,644	476,553	(150,091)	-23.95%
General Government	4,200,439	3,960,922	2,225,753	(1,735,169)	-43.81%
Growing Forward	2,003,663	2,003,663	2,003,663	-	0.00%
Impact1! Workforce Development	-	-	63,700	63,700	0.00%
IRONMAN	100,000	100,000	80,000	(20,000)	-20.00%
Make Chattanooga the Most Inclusive City in America-Part Deux	106,000	106,000	106,000	-	0.00%
Signal Centers Adult Services	275,000	35,000	35,000	-	0.00%
Styles L. Hutchins Fellowship	-	-	1,000	1,000	0.00%
Tech Workforce Program	40,000	40,000	-	(40,000)	-100.00%
Tennessee Riverpark Downtown	3,309,076	3,139,593	3,239,112	99,519	3.17%
Walk-in Program	-	10,000	10,000	-	0.00%
YFD Recreation Complexes	1,597,224	1,765,311	1,607,909	(157,402)	-8.92%
E - GROWING ECONOMY Total	14,951,430	14,670,175	12,820,018	(1,850,158)	-12.61%
1100 Total	14,951,430	14,670,175	12,820,018	(1,850,158)	-12.61%
Economic Development Fund					
E - GROWING ECONOMY					
Carter Street Corporation DBA Chattanooga Convention Center	200,000	200,000	200,000	-	0.00%
Chattanooga Climbs 2020-21	450,000	450,000	450,000	-	0.00%
Chattanooga Dream	-	60,000	-	(60,000)	-100.00%
Chattanooga Marketing and Industrial Services	75,000	75,000	75,000	-	0.00%
Reaching Beyond Today	100,000	100,000	80,000	(20,000)	-20.00%
Resiliency Planning	-	100,000	-	(100,000)	-100.00%
TEC Innovation District-Center	1,002,500	1,002,500	987,500	(15,000)	-1.50%
E - GROWING ECONOMY Total	1,827,500	1,987,500	1,792,500	(195,000)	-9.81%
Economic Development Fund Total	1,827,500	1,987,500	1,792,500	(195,000)	-9.81%
Grand Total	16,778,930	16,657,675	14,612,518	(2,045,158)	-12.28%



City of Chattanooga
Operational Budget - Offer by Result Area
Fiscal Year 2021

	Actual FY19	Budget FY20	Proposed FY21	Inc (Dec) Proposed vs. Budget	% Change
1100					
N - STRONGER NEIGHBORHOODS	44,365,175	46,109,996	41,371,247	(4,738,750)	-10.28%
1100 Total	44,365,175	46,109,996	41,371,247	(4,738,750)	-10.28%



City of Chattanooga
Operational Budget - Offer by Result Area
Fiscal Year 2021

	Actual FY19	Budget FY20	Proposed FY21	Inc (Dec) Proposed vs. Budget	% Change
1100					
N - STRONGER NEIGHBORHOODS					
Affordable Housing and Neighborhood Development for Low-Income	40,000	40,000	35,000	(5,000)	-12.50%
Big Nine Community and Cultural Development Initiative	120,000	25,000	32,000	7,000	28.00%
Chattanooga Area regional Transportation Authority	5,352,440	5,800,000	5,800,000	-	0.00%
City Wide Maintenance	5,624,350	6,411,095	5,947,501	(463,594)	-7.23%
CNE Loan Servicing	689,249	170,000	-	(170,000)	-100.00%
CNE's Affordable Housing, Resident Engagement, and Loan Servicing	-	535,000	705,000	170,000	31.78%
Code Enforcement Division	1,795,416	2,075,155	2,166,690	91,535	4.41%
Cold Weather Homeless Shelter	70,000	70,000	70,000	-	0.00%
Creating Change through Arts, Culture, and History	-	-	50,000	50,000	0.00%
Economic and Community Development Administration	1,228,406	1,394,759	1,029,702	(365,057)	-26.17%
Emergency Food Box Program	-	10,000	-	(10,000)	-100.00%
Empower Chattanooga	-	15,000	10,000	(5,000)	-33.33%
Feed the Community	-	-	10,000	10,000	0.00%
Flexible Housing Fund	175,000	400,000	400,000	-	0.00%
Furniture Bank	7,500	5,000	5,000	-	0.00%
General Government	7,604,606	7,091,489	3,940,826	(3,150,663)	-44.43%
Homeless Program	262,723	755,894	863,083	107,189	14.18%
Land Development Office	3,031,448	3,132,706	3,112,555	(20,151)	-0.64%
Neighborhood Services	95,726	1,569	-	(1,569)	-100.00%
Open Spaces Outdoor Chatt Operating	770,909	883,299	923,600	40,301	4.56%
Parks Maintenance	2,677,543	3,119,879	3,076,242	(43,637)	-1.40%
Public Art	155,451	239,428	193,851	(45,577)	-19.04%
Scenic Cities Beautiful	12,575	45,221	45,221	-	0.00%
Senior Water Quality Fee Assistance Program	-	340,000	340,000	-	0.00%
Solid Waste and Recycle Collection	14,626,833	13,411,752	12,590,976	(820,776)	-6.12%
Transitional Housing	25,000	25,000	24,000	(1,000)	-4.00%
Veterans Emergency Shelter Program	-	112,750	-	(112,750)	-100.00%
N - STRONGER NEIGHBORHOODS Total	44,365,175	46,109,996	41,371,247	(4,738,750)	-10.28%
1100 Total	44,365,175	46,109,996	41,371,247	(4,738,750)	-10.28%



City of Chattanooga
Operational Budget - Offer by Result Area
Fiscal Year 2021

	Actual FY19	Budget FY20	Proposed FY21	Inc (Dec) Proposed vs. Budget	% Change
1100					
H - HIGH PERFORMING GOVERNMENT	33,265,980	36,856,428	35,628,886	(1,227,542)	-3.33%
1100 Total	33,265,980	36,856,428	35,628,886	(1,227,542)	-3.33%



City of Chattanooga
Operational Budget - Offer by Result Area
Fiscal Year 2021

	Actual FY19	Budget FY20	Proposed FY21	Inc (Dec) Proposed vs. Budget	% Change
1100					
H - HIGH PERFORMING GOVERNMENT					
311 Call Center	675,735	694,271	684,576	(9,695)	-1.40%
Chattanooga City Council	685,747	839,680	831,784	(7,896)	-0.94%
Chattanooga Interagency Council on Homelessness	-		250,000	250,000	0.00%
Chattanooga Kiva	-	43,000	43,000	-	0.00%
City Attorney's Office Operations	1,565,233	1,742,857	1,709,716	(33,141)	-1.90%
City Council Broadcasts, Online, Promotion	93,000	75,000	80,000	5,000	6.67%
City Court Clerk Judicial Support Services	1,189,027	1,458,784	1,385,981	(72,803)	-4.99%
Comprehensive Internal Audit Services	664,854	729,608	721,088	(8,520)	-1.17%
DIT Main Operating	7,420,377	8,616,213	8,231,525	(384,688)	-4.46%
ECD Real Property	89,718	-	-	-	0.00%
Engineering Management	4,507,929	4,803,872	4,784,871	(19,001)	-0.40%
Finance Administration	2,787,806	871,036	811,953	(59,083)	-6.78%
Financial Operations Management & Reporting	79,208	1,666,121	1,691,500	25,379	1.52%
Financial Plan Development and Management	13,819	653,328	653,067	(261)	-0.04%
General Government	4,250,969	4,427,861	4,063,138	(364,723)	-8.24%
Heritage Hall	74,725	79,266	79,266	-	0.00%
Human Resources Operations Budget	2,223,425	3,019,072	3,104,179	85,107	2.82%
Judicial Operations	1,008,307	1,059,075	1,073,479	14,404	1.36%
Mayor's Office and Operations	1,599,471	1,672,489	1,462,377	(210,112)	-12.56%
Office of Multicultural Affairs	277,378	373,242	344,940	(28,302)	-7.58%
Office of Performance Management and Open Data	219,035	436,715	431,431	(5,284)	-1.21%
Procurement Services	911,420	949,995	960,084	10,089	1.06%
Public Works Administration	1,197,303	603,095	292,778	(310,317)	-51.45%
Strategic Capital Planning	187,644	199,498	201,951	2,453	1.23%
Treasury Management Services	1,443,850	1,742,350	1,736,203	(6,147)	-0.35%
Zoning Ordinance and Permitting Process Assessment	100,000	100,000	-	(100,000)	-100.00%
H - HIGH PERFORMING GOVERNMENT Total	33,265,980	36,856,428	35,628,886	(1,227,542)	-3.33%
1100 Total	33,265,980	36,856,428	35,628,886	(1,227,542)	-3.33%



City of Chattanooga
Operational Budget - General Fund Summary
Fiscal Year 2021

Row Labels	Actual FY19	Budget FY20	Proposed FY21	Inc (Dec) Proposed vs. Budget	% Change
1100					
A - General Government	30,164,110	28,719,420	26,367,940	(2,351,480)	-8.19%
A1 - City Council	685,747	839,680	831,784	(7,896)	-0.94%
A2 - Judges	1,008,307	1,059,075	1,073,479	14,404	1.36%
A3 - City Attorney	1,565,233	1,742,857	1,709,716	(33,141)	-1.90%
A4 - Internal Audit	664,854	729,608	721,088	(8,520)	-1.17%
A5 - Information Technology	7,420,377	8,616,213	8,231,525	(384,688)	-4.46%
A7 - Purchasing	911,420	949,995	960,084	10,089	1.06%
A8 - 311 - Call Center	675,735	694,271	684,576	(9,695)	-1.40%
AA - Agencies	9,307,139	10,995,700	10,814,810	(180,890)	-1.65%
AQ - Quasi Agencies	12,077,152	12,540,712	12,562,487	21,775	0.17%
B - Executive Branch	1,876,849	2,088,731	1,851,317	(237,414)	-11.37%
C - Finance & Admin	5,920,389	7,027,832	6,912,086	(115,746)	-1.65%
E - Human Resources	2,223,425	3,019,072	3,104,179	85,107	2.82%
G - Economic & Community Development	7,858,049	9,209,454	10,543,033	1,333,579	14.48%
H - Police	70,445,701	73,002,885	69,220,152	(3,782,733)	-5.18%
J - Fire	45,336,898	46,955,272	46,938,028	(17,244)	-0.04%
K - Public Works	33,457,748	32,825,407	31,228,129	(1,597,278)	-4.87%
N - Youth & Family	11,058,762	11,132,203	12,157,601	1,025,398	9.21%
P - Transportation	10,663,738	11,658,613	9,467,987	(2,190,626)	-18.79%
1100 Total	253,321,633	263,807,000	255,380,000	(8,427,000)	-3.19%
Capital Reserves					
A - General Government	11,415,820	6,000,000	3,500,000	(2,500,000)	-41.67%
Capital Reserves Total	11,415,820	6,000,000	3,500,000	(2,500,000)	-41.67%
Grand Total	264,737,453	269,807,000	258,880,000	(10,927,000)	-4.05%



City of Chattanooga
Operational Budget - General Fund by Account Type
Fiscal Year 2021

Row Labels	Actual FY19	Budget FY20	Proposed FY21	Inc (Dec) Proposed vs. Budget	% Change
1100					
.Personnel Expenses					
600000 - Salaries Parent (601000-609999)	80,878,972	88,629,178	84,305,590	(4,323,588)	-4.88%
610000 - Fringe Benefits Parent (611000-619999)	60,245,988	66,512,022	69,263,923	2,751,901	4.14%
.Personnel Expenses Total	141,124,960	155,141,200	153,569,513	(1,571,687)	-1.01%
Operating Expenses					
700000 - Services Parent (701000-709999)	38,933,512	39,021,265	39,296,446	275,181	0.71%
710000 - Materials & Supplies Parent (711000-719999)	3,665,065	2,612,564	2,342,069	(270,495)	-10.35%
720000 - Travel Expense Parent (721000-729999)	439,514	307,597	286,003	(21,594)	-7.02%
730000 - Vehicle Operating Expense Parent (731000-739999)	12,219,453	12,850,294	10,073,573	(2,776,721)	-21.61%
740000 - Insurance, Claims, Damages Parent (741000-749999)	1,113,560	847,700	764,899	(82,801)	-9.77%
760000 - Capital Assets Parent (761000-769999)	753,595	401,000	395,000	(6,000)	-1.50%
770000 - Capital Outlay Parent (771000-779999)	1,642,010	1,160,947	750,000	(410,947)	-35.40%
780000 - Other Expenses Parent (781000-789999)	15,076,174	17,130,293	16,660,561	(469,732)	-2.74%
Operating Expenses Total	73,842,883	74,331,660	70,568,551	(3,763,109)	-5.06%
Transfers To					
810000 - Other Financing Uses Parent (811000-819999)	38,353,790	34,334,140	31,241,936	(3,092,204)	-9.01%
Transfers To Total	38,353,790	34,334,140	31,241,936	(3,092,204)	-9.01%
1100 Total	253,321,633	263,807,000	255,380,000	(8,427,000)	-3.19%
Capital Reserves					
Transfers To					
810000 - Other Financing Uses Parent (811000-819999)	11,415,820	6,000,000	3,500,000	(2,500,000)	-41.67%
Transfers To Total	11,415,820	6,000,000	3,500,000	(2,500,000)	-41.67%
Capital Reserves Total	11,415,820	6,000,000	3,500,000	(2,500,000)	-41.67%
Grand Total	264,737,453	269,807,000	258,880,000	(10,927,000)	-4.05%



City of Chattanooga
Operational Budget - General Fund by Account
Fiscal Year 2021

Row Labels	Actual FY19	Budget FY20	Proposed FY21	Inc (Dec) Proposed vs. Budget	% Change
1100					
.Personnel Expenses					
600000 - Salaries Parent (601000-609999)					
601101 - Regular Employees	64,210,949	83,333,441	80,421,151	(2,912,290)	-3.49%
601102 - Temporary Staffing	1,163,532	2,257,987	418,033	(1,839,954)	-81.49%
601103 - Part Time Employees	158,397	142,762	2,183,549	2,040,787	1429.50%
601104 - State Training Wages	502,200	484,800	741,600	256,800	52.97%
601105 - Injured On Duty Pay	83,387	-	-	-	0.00%
601199 - Budget - Attrition (Salary)	-	(2,211,200)	(3,102,600)	(891,400)	40.31%
601201 - Overtime	1,941,104	1,363,800	1,426,500	62,700	4.60%
601202 - Compensatory Time	74,771	1,250	400	(850)	-68.00%
602101 - Uniform Allowance	402,500	411,000	464,500	53,500	13.02%
602103 - Auto Allowance	9,600	9,600	4,800	(4,800)	-50.00%
602105 - Cellphone Allowance	266,086	260,208	275,880	15,672	6.02%
602201 - Incentive Awards	1,700	3,000	3,300	300	10.00%
602301 - Personal Leave	9,597,780	-	-	-	0.00%
602302 - Personal Leave Buybacks	31,912	-	-	-	0.00%
602303 - Final Leave Payout	890,030	-	-	-	0.00%
602304 - Longevity	1,208,252	1,262,430	1,290,977	28,547	2.26%
602306 - Call Back Pay	69,209	36,450	96,300	59,850	164.20%
602307 - On Call Pay	94,082	71,250	81,200	9,950	13.96%
602308 - Bereavement Pay	24,044	-	-	-	0.00%
602309 - Holiday Pay	149,437	-	-	-	0.00%
609999 - Budget - Salaries & Wages	-	1,202,400	-	(1,202,400)	-100.00%
600000 - Salaries Parent (601000-609999) Total	80,878,972	88,629,178	84,305,590	(4,323,588)	-4.88%
610000 - Fringe Benefits Parent (611000-619999)					
611101 - FICA (OASDI)	2,105,079	2,136,747	2,213,764	77,017	3.60%
611102 - Medicare	1,096,877	1,162,666	1,147,663	(15,003)	-1.29%
611199 - Budget - Attrition (Benefits)	-	(1,489,740)	(2,073,400)	(583,660)	39.18%
611201 - General Pension	6,665,621	7,807,198	8,379,530	572,332	7.33%
611202 - Fire & Police Pension	19,558,661	21,269,241	23,204,372	1,935,131	9.10%
611204 - Union Pension	3,306	896	915	19	2.12%
611206 - Other Post-employment Benefits (OPEB)	12,309,103	12,950,301	13,397,508	447,207	3.45%
611207 - OPEB (Grants)	2,280	-	-	-	0.00%
611301 - Hospitalization	14,901,187	19,015,638	18,940,253	(75,385)	-0.40%
611302 - Life Insurance Benefit	107,485	140,533	123,227	(17,306)	-12.31%
611303 - Long-Term Disability	68,436	91,764	87,018	(4,746)	-5.17%
611304 - Health Savings Accounts	1,586,434	1,504,125	1,683,668	179,543	11.94%
611402 - Employee Health Savings Acct	86,388	39,013	-	(39,013)	-100.00%
611403 - On-site Medical Program	1,755,131	1,883,640	2,159,405	275,765	14.64%
610000 - Fringe Benefits Parent (611000-619999) Total	60,245,988	66,512,022	69,263,923	2,751,901	4.14%
.Personnel Expenses Total	141,124,960	155,141,200	153,569,513	(1,571,687)	-1.01%
Operating Expenses					
700000 - Services Parent (701000-709999)					
701102 - Auditing & Accounting Services	116,692	165,000	170,000	5,000	3.03%
701103 - Consultant Fees	370,148	427,224	283,730	(143,494)	-33.59%
701104 - Court Reporter & Transcriber Fees	-	200	200	-	0.00%
701105 - Engineering Non-construction Consulting	-	10,000	10,000	-	0.00%
701107 - Investigative Services	12,335	15,000	20,000	5,000	33.33%
701109 - Legal Services	4,428	40,000	21,000	(19,000)	-47.50%
701110 - Veterinary Services	2,640	2,300	2,300	-	0.00%
701111 - IT Hosting & Managed Services	601,115	743,200	681,000	(62,200)	-8.37%

City of Chattanooga
Operational Budget - General Fund by Account
Fiscal Year 2021

Row Labels	Actual FY19	Budget FY20	Proposed FY21	Inc (Dec)	
				Proposed vs. Budget	% Change
701208 - On-the-Job Injury Claims	2,615,405	1,375,000	1,199,000	(176,000)	-12.80%
701210 - Psychological Exam	9,860	20,000	20,000	-	0.00%
701211 - Diagnostic Testing	3,699	-	1,500	1,500	0.00%
701213 - On-the-Job Injury Settlement Claims	191,878	-	2,000	2,000	0.00%
702101 - Carpentry	185	-	-	-	0.00%
702102 - Electrical	164,752	108,500	123,680	15,180	13.99%
702103 - Exterminating Service	34,324	31,939	31,321	(618)	-1.93%
702105 - Painting	13,183	4,500	4,500	-	0.00%
702106 - Plumbing	90,275	50,000	44,500	(5,500)	-11.00%
702107 - Mechanical Trades	3,666	-	1,500	1,500	0.00%
702108 - Locksmith	20,898	14,800	15,300	500	3.38%
702109 - Custodial Services	173,242	167,800	471,800	304,000	181.17%
702110 - Tree Maintenance & Planting	10,818	20,000	17,000	(3,000)	-15.00%
702111 - Irrigation	20,328	3,500	19,000	15,500	442.86%
702201 - Alarm System Repair	5,096	7,200	5,200	(2,000)	-27.78%
702202 - Bldg & Grounds Maintenance	55,148	63,500	56,900	(6,600)	-10.39%
702203 - Circuit Board Repair	-	200	200	-	0.00%
702204 - Contracted Repair Service	67,372	105,300	71,700	(33,600)	-31.91%
702205 - Electric Motor Drive Repair	3,584	-	-	-	0.00%
702206 - Elevator Maintenance	55,409	10,000	13,000	3,000	30.00%
702207 - Maintenance Services	61,131	51,385	52,780	1,395	2.71%
702208 - Fire Prevention Measures	41,351	35,390	36,350	960	2.71%
702211 - Grounds	140,154	156,500	58,333	(98,167)	-62.73%
702212 - HVAC	143,171	115,600	137,000	21,400	18.51%
702213 - Labor	2,986	-	-	-	0.00%
702214 - Landscaping	45,055	37,000	215,125	178,125	481.42%
702215 - Building Repairs or Renovations under \$5000	17,754	6,000	8,000	2,000	33.33%
702216 - Roof Repair	500	200	700	500	250.00%
702217 - Valve Repairs	-	100	-	(100)	-100.00%
702218 - Pump Repairs	77,971	1,000	2,000	1,000	100.00%
702219 - Street Light Maintenance	185,917	204,000	224,000	20,000	9.80%
702221 - IT Maintenance	894,822	1,250,132	1,116,618	(133,514)	-10.68%
702222 - Cabling & Installation	66,952	-	-	-	0.00%
702223 - Fire Fighter Equipment Repair	12,088	10,000	10,000	-	0.00%
702224 - Equipment Inspection and Calibration	17,510	-	10,000	10,000	0.00%
702225 - IT Maintenance - Licensing	1,154,781	981,532	1,193,511	211,979	21.60%
702226 - IT Maintenance - Hosting	415,937	531,480	612,200	80,720	15.19%
702227 - IT Maintenance - Support Maintenance	368,774	895,472	716,882	(178,590)	-19.94%
702228 - Generator Maintenance	3,275	1,000	1,000	-	0.00%
702229 - Contract Mowing	419,505	614,000	567,200	(46,800)	-7.62%
703101 - Electricity	1,818,355	1,873,596	1,746,240	(127,356)	-6.80%
703102 - Natural Gas	254,898	199,983	195,353	(4,630)	-2.32%
703103 - Water	514,666	434,126	398,489	(35,637)	-8.21%
703105 - Street Lighting	2,847,725	3,200,000	3,200,000	-	0.00%
703106 - Traffic Lighting	83,979	86,275	86,275	-	0.00%
703107 - Electricity Plant Charges Acct # 30-0039.000 Line 1	178,674	140,000	140,000	-	0.00%
703108 - Electricity Administrative Charge	383	-	-	-	0.00%
703109 - Sewer	365,009	511,772	527,918	16,146	3.15%
703201 - Telephone Service	3,704	3,850	2,050	(1,800)	-46.75%
703202 - Cellular Phone Service	22,099	13,135	12,257	(878)	-6.68%
703204 - Internet & Cable Services	2,699	2,899	2,399	(500)	-17.25%
703206 - Air Cards	428,805	260,912	260,941	29	0.01%
703207 - Digital Connectivity	1,308,413	1,535,000	1,435,000	(100,000)	-6.51%
704102 - Clothing & Linen Service	27,509	33,456	31,316	(2,140)	-6.40%
704103 - Demurrage	3,308	2,200	2,200	-	0.00%

City of Chattanooga
Operational Budget - General Fund by Account
Fiscal Year 2021

Row Labels	Actual FY19	Budget FY20	Proposed FY21	Inc (Dec)	
				Proposed vs. Budget	% Change
704104 - Equipment Rental	115,654	88,580	89,850	1,270	1.43%
704105 - Property Rental	250,054	245,613	250,540	4,927	2.01%
704106 - Dumpster Rental	16,123	22,650	20,450	(2,200)	-9.71%
704107 - Floor Mat / Scrapper Rental	9,212	9,100	9,850	750	8.24%
704108 - Office Machine Rental	254,985	157,463	168,946	11,483	7.29%
704109 - Traffic Control - Rental	39,463	32,000	34,000	2,000	6.25%
704201 - Advertising	90,991	110,819	110,165	(654)	-0.59%
704202 - Municipal Advertising TCA 6-54-201	-	-	500	500	0.00%
704203 - Publicity	3,068	8,500	7,500	(1,000)	-11.76%
704204 - Alarm Monitoring	23,339	16,236	14,096	(2,140)	-13.18%
704206 - Binding	-	175	175	-	0.00%
704207 - Collection Expense	21,617	23,000	23,000	-	0.00%
704208 - Contracted Repair	65,843	67,650	57,650	(10,000)	-14.78%
704210 - Printing	59,401	54,534	46,805	(7,729)	-14.17%
704211 - Court Costs	1,136	3,000	3,000	-	0.00%
704212 - Data Processing Service	360,850	400,500	370,500	(30,000)	-7.49%
704213 - Debris Removal & Cleanup	316,256	320,500	315,500	(5,000)	-1.56%
704215 - Security Services	258,504	286,785	255,785	(31,000)	-10.81%
704217 - Photographic Services	19,996	500	2,150	1,650	330.00%
704219 - Property Appraisals	3,531	7,573	7,050	(523)	-6.91%
704220 - Instructors	31,630	20,000	20,000	-	0.00%
704221 - Recreation Support Services	23,648	40,447	29,250	(11,197)	-27.68%
704227 - Transfer Station Cost	1,946,621	1,786,000	1,786,000	-	0.00%
704228 - Translation Service	16,511	20,500	25,500	5,000	24.39%
704234 - Supplemental Annex Fire Services	124,472	130,696	137,231	6,535	5.00%
704235 - Zoo Lease & Management	601,879	675,000	675,000	-	0.00%
704236 - 911 Emergency Services	4,983,894	5,117,426	5,117,426	0	0.00%
704238 - Animal Control Contracted Services	1,725,315	1,777,000	1,777,000	-	0.00%
704239 - Bio-Hazard / Environmental Services	1,948	6,000	5,000	(1,000)	-16.67%
704241 - Monitoring Services	60	-	-	-	0.00%
704242 - License Testing	-	6,200	6,200	-	0.00%
704243 - Programmable Logic Controller (PLC) Repairs	24,157	-	-	-	0.00%
704247 - Civic Facilities Management	653,416	500,000	500,000	-	0.00%
704298 - 911 Emergency Services Refund	(252,944)	-	-	-	0.00%
704304 - Contractual Personnel Services	3,539	100,525	100,025	(500)	-0.50%
704306 - Dues	67,914	65,782	71,846	6,064	9.22%
704307 - Employment Agencies	422,103	90,350	237,060	146,710	162.38%
704308 - Local Transportation	104,904	190,521	60,600	(129,921)	-68.19%
704309 - Meeting Expense	62,299	66,040	63,590	(2,450)	-3.71%
704310 - Local Mileage	11,048	5,920	8,630	2,710	45.78%
704311 - Miscellaneous Services	24,427	48,200	161,900	113,700	235.89%
704312 - Other Contracted Service	505,221	1,540,227	1,873,685	333,458	21.65%
704313 - Recording Documents	8,987	8,504	8,654	150	1.76%
704314 - Stipends	18,800	13,630	20,000	6,370	46.74%
704315 - Waste Disposal	5,782,673	4,496,868	4,647,122	150,254	3.34%
704316 - Wrecker Service	1,331	-	-	-	0.00%
704317 - Contracted Operations	296,972	406,500	490,500	84,000	20.66%
704319 - Parking	96,360	68,293	75,311	7,018	10.28%
704320 - Link2Gov Internet Fee	42,377	38,900	38,900	-	0.00%
704321 - County Trustee Collection Fee	557,578	506,500	506,500	-	0.00%
704329 - Radio Maintenance	934,709	1,200,670	1,174,888	(25,782)	-2.15%
704330 - Demolition Services	333,501	315,000	300,000	(15,000)	-4.76%
704335 - Public Communication	5,112	10,370	10,000	(370)	-3.57%
704336 - Tire Disposal	18,747	16,000	16,000	-	0.00%
704337 - Title/Escrow Search	87,500	92,500	92,500	-	0.00%

City of Chattanooga
Operational Budget - General Fund by Account
Fiscal Year 2021

Row Labels	Actual FY19	Budget FY20	Proposed FY21	Inc (Dec)	
				Proposed vs. Budget	% Change
704340 - Shredding and Recycling Services	5,350	1,290	1,665	375	29.07%
704341 - Council District Reimbursement	-	54,000	54,000	-	0.00%
704342 - IT Contracted Personnel	661,078	645,000	650,000	5,000	0.78%
704343 - FJC - Client Support Services	668	-	2,500	2,500	0.00%
704402 - Unallocated Purchasing Card Expense	1,398	-	36	36	0.00%
704403 - Disputed Purchasing Card Expense	-	-	100	100	0.00%
704405 - Discounts Taken	17	-	-	-	0.00%
704407 - Wireless Data Communication	48,024	48,030	39,227	(8,803)	-18.33%
704501 - Freight, Express & Drayage	4,180	2,075	3,525	1,450	69.88%
704502 - Postage	135,906	171,960	167,330	(4,630)	-2.69%
704503 - Warehouse Storage and Delivery	32,158	30,000	25,000	(5,000)	-16.67%
704601 - Local Registration Fees	36,892	29,655	25,175	(4,480)	-15.11%
704602 - Training Costs	194,404	170,300	144,010	(26,290)	-15.44%
704603 - Tuition & Books	20,245	28,550	27,040	(1,510)	-5.29%
704701 - Lockbox Fee	5,207	8,000	6,000	(2,000)	-25.00%
704702 - Bank Service Charges	3,172	2,250	2,250	-	0.00%
704703 - Bank Analysis Fee	(1,065)	5,000	5,000	-	0.00%
704705 - Credit Card Use Charge	32,793	36,250	31,290	(4,960)	-13.68%
705110 - Supportive Services Mortgage	13	-	-	-	0.00%
700000 - Services Parent (701000-709999) Total	38,933,512	39,021,265	39,296,446	275,181	0.71%
710000 - Materials & Supplies Parent (711000-719999)					
711101 - Audio Visual Supplies	7,407	5,200	4,200	(1,000)	-19.23%
711102 - Books	14,461	8,160	6,885	(1,275)	-15.63%
711104 - Forms & Printed Material	51,443	55,908	52,850	(3,058)	-5.47%
711105 - Instructional Materials & Supplies	6,641	4,050	2,400	(1,650)	-40.74%
711106 - Library Supplies	47,209	53,473	48,200	(5,273)	-9.86%
711107 - Newspapers	2,848	3,826	3,644	(182)	-4.76%
711108 - Periodicals, Publications	6,579	8,001	7,016	(985)	-12.31%
711109 - Office Supplies & Stationery	181,674	170,908	147,900	(23,008)	-13.46%
711110 - Technology Accessories & Supplies	152,205	11,150	14,100	2,950	26.46%
711111 - Printer Toner Cartridges	29,860	39,300	33,800	(5,500)	-13.99%
712101 - Asphalt and Asphalt Filler	-	20,000	3,000	(17,000)	-85.00%
712102 - Brick & Concrete Blocks	218	-	-	-	0.00%
712103 - Cement, Lime, & Plaster	619	2,250	1,500	(750)	-33.33%
712104 - Concrete, Clay Pipe, & Fittings	1,093	2,950	1,700	(1,250)	-42.37%
712105 - Gravel, Sand, Stone, Chert	-	20,000	10,000	(10,000)	-50.00%
712105 - Gravel, Sand, Stone, Chert, Salt	3,673	100	600	500	500.00%
712106 - Hardware Replacement	2,240	4,100	4,100	-	0.00%
712107 - Lumber & Wood Products	17,653	14,850	15,350	500	3.37%
712108 - Other Constr & Bldg Materials	2,430	3,500	3,100	(400)	-11.43%
712109 - Paint	75,266	61,325	65,650	4,325	7.05%
712110 - Pipe & Fittings	1,496	300	500	200	66.67%
712111 - Sewer Grates & Manhole Covers	272	-	-	-	0.00%
712112 - Street Signs & Markings	12,646	50,200	55,200	5,000	9.96%
712114 - Plumbing Supplies	18,412	10,400	9,900	(500)	-4.81%
713102 - Fasteners	5,438	-	1,800	1,800	0.00%
713104 - Filters, Misc	10,072	6,079	8,779	2,700	44.42%
713105 - Gaskets	231	-	-	-	0.00%
713107 - Packing, Valves Etc	980	-	-	-	0.00%
713108 - Pumps & Pump Parts	570	1,000	500	(500)	-50.00%
713109 - Repair Parts	75,378	75,850	70,100	(5,750)	-7.58%
713110 - Valve Parts	207	-	-	-	0.00%
713112 - Clarifier Repair Parts	32	-	-	-	0.00%
713116 - Motors & Parts	1,200	-	-	-	0.00%

City of Chattanooga
Operational Budget - General Fund by Account
Fiscal Year 2021

Row Labels	Actual FY19	Budget FY20	Proposed FY21	Inc (Dec)		% Change
				Proposed vs. Budget		
713117 - Hose & Fittings	618	-	-	-	-	0.00%
713118 - Small Equipment Tires	1,116	-	-	-	-	0.00%
713202 - Chlorine	1,269	-	500	500	-	0.00%
713203 - Dechlorination Chemicals	1,862	-	-	-	-	0.00%
713211 - Water Chemicals	25,150	19,000	17,500	(1,500)	-	-7.89%
714103 - Books Library	134	-	-	-	-	0.00%
714105 - Building Maintenance Supplies	83,143	79,700	78,000	(1,700)	-	-2.13%
714106 - Cleaning Supplies	90,273	69,057	67,357	(1,700)	-	-2.46%
714107 - Clothing	207,058	134,795	142,835	8,040	-	5.96%
714108 - Cultural Arts Supplies	876	450	550	100	-	22.22%
714109 - Data Processing Supplies	1,700	2,100	2,100	-	-	0.00%
714111 - Electrical Supplies, Bulbs, Etc	83,051	79,250	73,050	(6,200)	-	-7.82%
714112 - Electronic Parts	6,715	5,800	5,300	(500)	-	-8.62%
714113 - Exhibits	889	-	-	-	-	0.00%
714114 - Film	3,700	3,000	3,000	-	-	0.00%
714115 - Fire Code Equipment	1,137,295	401,100	250,300	(150,800)	-	-37.60%
714116 - Fire Supplies	12,583	33,500	21,100	(12,400)	-	-37.01%
714117 - Food & Ice	135,654	120,660	117,860	(2,800)	-	-2.32%
714118 - Food & Supplies for Animals	3,777	6,200	6,200	-	-	0.00%
714119 - Fuel	2,250	-	-	-	-	0.00%
714120 - Hardware, Nails, Small Tools	87,403	46,244	47,628	1,384	-	2.99%
714121 - Horse Supplies	30	-	-	-	-	0.00%
714122 - Kitchen & Dining Room Supplies	5,373	3,150	2,930	(220)	-	-6.98%
714123 - Machine Shop & Garage Supplies	1,069	1,050	1,050	-	-	0.00%
714124 - Medical Supplies (First Aid)	14,492	29,310	25,010	(4,300)	-	-14.67%
714125 - Oil & Lubricants	3,226	5,350	2,600	(2,750)	-	-51.40%
714126 - Other Materials & Supplies	45,735	141,450	35,795	(105,655)	-	-74.69%
714127 - Police Ammunition	36,077	126,000	100,000	(26,000)	-	-20.63%
714128 - Recreational Supplies	119,137	48,218	185,500	137,282	-	284.71%
714129 - Safety Equipment	33,442	36,430	34,340	(2,090)	-	-5.74%
714130 - Safety Shoes	36,125	27,200	27,565	365	-	1.34%
714131 - Seeds, Trees, Plants, Hort Supplies	43,572	80,500	52,300	(28,200)	-	-35.03%
714133 - Welding Supplies	5,523	4,800	5,200	400	-	8.33%
714135 - Locks & Key supplies	10,410	7,350	7,550	200	-	2.72%
714136 - Dirt mix, Mulch, Topsoil	80,570	63,000	61,100	(1,900)	-	-3.02%
714137 - Thermoplastic	24,112	25,000	30,000	5,000	-	20.00%
714138 - Flags Banners and Signage	13,603	2,780	3,180	400	-	14.39%
714140 - Chain	522	210	200	(10)	-	-4.76%
714141 - Machine Parts	-	2,000	1,000	(1,000)	-	-50.00%
714143 - Event Planning, Services and Catering	39,033	27,300	30,425	3,125	-	11.45%
714144 - Batteries	17,120	23,050	18,370	(4,680)	-	-20.30%
714145 - Classroom/Childcare Educational Supplies	23,808	11,000	11,000	-	-	0.00%
714147 - Police Evidence Supplies	16,361	4,000	4,000	-	-	0.00%
714148 - Security Material & Supplies	21,404	5,500	5,500	-	-	0.00%
714149 - Waste and Recycle Containers	403,092	302,430	286,150	(16,280)	-	-5.38%
714150 - Promotional Items	8,363	750	4,250	3,500	-	466.67%
714151 - Police Supplies	8,691	1,000	1,000	-	-	0.00%
714152 - Police Leather Goods	37,206	-	-	-	-	0.00%
710000 - Materials & Supplies Parent (711000-719999) Total	3,665,065	2,612,564	2,342,069	(270,495)	-	-10.35%
720000 - Travel Expense Parent (721000-729999)						
721101 - Out-of-town Mileage	12,051	6,980	4,530	(2,450)	-	-35.10%
721102 - Transportation	78,879	59,705	60,285	580	-	0.97%
721103 - Auto Rental	4,538	2,775	1,750	(1,025)	-	-36.94%
721201 - Hotels	154,631	95,395	91,750	(3,645)	-	-3.82%

City of Chattanooga
Operational Budget - General Fund by Account
Fiscal Year 2021

Row Labels	Actual FY19	Budget FY20	Proposed FY21	Inc (Dec)	
				Proposed vs. Budget	% Change
721202 - Meals	66,761	47,110	42,680	(4,430)	-9.40%
721301 - Registration Fees	110,185	90,722	80,950	(9,772)	-10.77%
721302 - Other Travel Expenses	12,469	4,910	3,995	(915)	-18.64%
721399 - Travel Advance	-	-	63	63	0.00%
720000 - Travel Expense Parent (721000-729999) Total	439,514	307,597	286,003	(21,594)	-7.02%
730000 - Vehicle Operating Expense Parent (731000-739999)					
731101 - Diesel Fuel	929,786	908,378	773,785	(134,593)	-14.82%
731102 - Gasoline	1,255,025	1,213,894	1,192,108	(21,786)	-1.79%
731103 - Propane	234	250	100	(150)	-60.00%
731201 - Contracted Vehicle Repair	11,342	6,000	5,000	(1,000)	-16.67%
731203 - Vehicle Labor	1,718,954	1,317,572	1,259,935	(57,637)	-4.37%
731204 - Vehicle Parts & Supplies	2,455,140	1,708,757	1,583,500	(125,257)	-7.33%
731206 - Bicycle Repair & Maintenance	-	1,500	1,500	-	0.00%
731301 - Car Wash	13,233	12,000	13,800	1,800	15.00%
731302 - Licenses & Titles	235	50	50	-	0.00%
731401 - Fleet Leased Vehicle	5,831,974	7,679,943	5,242,395	(2,437,548)	-31.74%
731402 - Fleet Daily Rental	3,412	1,950	900	(1,050)	-53.85%
731403 - Vehicle rental - local use	118	-	-	-	0.00%
731403 - Vehicle Rental Local Use	-	-	500	500	0.00%
730000 - Vehicle Operating Expense Parent (731000-739999) Total	12,219,453	12,850,294	10,073,573	(2,776,721)	-21.61%
740000 - Insurance, Claims, Damages Parent (741000-749999)					
741102 - Claims & Damages	-	700	700	-	0.00%
741103 - Liability Fund Premium	800,000	500,000	400,000	(100,000)	-20.00%
741104 - Unemployment Compensation	23,740	40,000	40,000	-	0.00%
742402 - Building & Content Insurance	161,620	180,000	192,349	12,349	6.86%
742403 - Vehicle & Equipment Insurance	1,350	-	-	-	0.00%
742404 - Liability Insurance	20,292	45,800	25,800	(20,000)	-43.67%
742501 - Insurance Administrative Cost	102,998	75,000	100,200	25,200	33.60%
742503 - Fidelity & Surety Bonds	3,560	6,200	5,850	(350)	-5.65%
740000 - Insurance, Claims, Damages Parent (741000-749999) Total	1,113,560	847,700	764,899	(82,801)	-9.77%
760000 - Capital Assets Parent (761000-769999)					
761101 - CIP Expense	84,558	1,000	-	(1,000)	-100.00%
761102 - CIP Engineering Design & Supervision	128,719	-	-	-	0.00%
761107 - CIP Engineering Inspection	55,064	-	-	-	0.00%
761112 - CIP Park Development	485,254	400,000	395,000	(5,000)	-1.25%
760000 - Capital Assets Parent (761000-769999) Total	753,595	401,000	395,000	(6,000)	-1.50%
770000 - Capital Outlay Parent (771000-779999)					
772102 - Building Equipment	9,385	5,000	-	(5,000)	-100.00%
772103 - Fire Fighting Equipment	38,985	-	-	-	0.00%
772104 - Grounds Equipment	2,928	-	-	-	0.00%
772105 - Heating & Cooling Equipment	38,095	-	-	-	0.00%
772107 - Other Equipment (Under 5000)	35,064	68,497	50,000	(18,497)	-27.00%
772108 - Recreational Equipment	22,852	29,750	-	(29,750)	-100.00%
772109 - Office Furniture	68,489	-	-	-	0.00%
772110 - Firearms & Police Protection Equip	108,719	49,200	-	(49,200)	-100.00%
772111 - Computer Software under 15000	43,131	-	-	-	0.00%
772112 - Computer equipment under 5000	75,643	8,500	-	(8,500)	-100.00%
772115 - Security Equipment	15,858	-	-	-	0.00%
772116 - Traffic Lights and Equipment	35,580	-	-	-	0.00%
772122 - Office Equipment (under 5000)	702	-	-	-	0.00%
772205 - Other Capital Purchase	2,800	-	-	-	0.00%

City of Chattanooga
Operational Budget - General Fund by Account
Fiscal Year 2021

Row Labels	Actual FY19	Budget FY20	Proposed FY21	Inc (Dec) Proposed vs. Budget	% Change
779999 - Budget - Capital Outlay	1,143,779	1,000,000	700,000	(300,000)	-30.00%
770000 - Capital Outlay Parent (771000-779999) Total	1,642,010	1,160,947	750,000	(410,947)	-35.40%
780000 - Other Expenses Parent (781000-789999)					
781103 - Space Costs	500,579	582,253	539,567	(42,686)	-7.33%
781104 - Allocation of Mixed Drink per TCA 57-4-306	1,901,716	1,919,100	1,930,000	10,900	0.57%
781105 - Municipal Billing Overhead	21,574	15,000	-	(15,000)	-100.00%
781301 - Fees, Licenses, & Permits	55,734	48,969	44,012	(4,957)	-10.12%
781303 - State Fees Other	4,716	2,640	2,640	-	0.00%
781306 - Water Quality Mgmt Fees	531,142	576,458	632,741	56,283	9.76%
781309 - Technology Cost	727,598	785,803	500,274	(285,529)	-36.34%
782201 - Awards	36,090	31,144	32,856	1,712	5.50%
782202 - Donations	2,125	-	-	-	0.00%
782203 - Refunds	(1,490)	-	-	-	0.00%
782204 - Safety Incentive Awards	1,632	3,000	2,000	(1,000)	-33.33%
782207 - Grant Award	-	25,000	-	(25,000)	-100.00%
782210 - Program Expense	49,451	68,940	67,600	(1,340)	-1.94%
782220 - Sponsorships	4,721	5,000	5,000	-	0.00%
782221 - Counterfeit currency and fraudulent checks	7,608	-	-	-	0.00%
784101 - Appropriations	11,232,978	13,066,986	12,903,871	(163,115)	-1.25%
780000 - Other Expenses Parent (781000-789999) Total	15,076,174	17,130,293	16,660,561	(469,732)	-2.74%
Operating Expenses Total	73,842,883	74,331,660	70,568,551	(3,763,109)	-5.06%
Transfers To					
810000 - Other Financing Uses Parent (811000-819999)					
811103 - Transfer to Golf Courses	500,000	500,000	300,000	(200,000)	-40.00%
811110 - Transfer to Heritage Hall	74,725	79,266	79,266	-	0.00%
811111 - Transfer to Gen Fd Special Programs	750,000	119,731	-	(119,731)	-100.00%
811114 - Transfer to Public Library	6,545,000	6,791,034	6,791,034	-	0.00%
811203 - Transfer to Human Services Program	1,259,643	1,334,643	1,334,643	-	0.00%
811208 - Transfer to Regional Planning	2,003,663	2,003,663	2,003,663	-	0.00%
811209 - Transfer to Air Pollution Fund	270,820	270,820	270,820	-	0.00%
811210 - Transfer to Scenic Cities Beautiful	12,575	45,221	45,221	-	0.00%
811313 - Transfer to Transportation Capital	2,124,852	2,124,852	-	(2,124,852)	-100.00%
811601 - Transfer to Debt Service	24,812,512	21,064,910	20,417,289	(647,621)	-3.07%
810000 - Other Financing Uses Parent (811000-819999) Total	38,353,790	34,334,140	31,241,936	(3,092,204)	-9.01%
Transfers To Total	38,353,790	34,334,140	31,241,936	(3,092,204)	-9.01%
1100 Total	253,321,633	263,807,000	255,380,000	(8,427,000)	-3.19%
Capital Reserves					
Transfers To					
810000 - Other Financing Uses Parent (811000-819999)					
811302 - Transfer to Fire Capital	1,980,000	175,000	150,000	(25,000)	-14.29%
811303 - Transfer to Police Capital	835,925	516,599	203,600	(312,999)	-60.59%
811304 - Transfer to Gen Gvmt Capital	3,719,895	2,168,254	924,202	(1,244,052)	-57.38%
811307 - Transfer to Public Works Capital	3,600,000	576,878	859,279	282,401	48.95%
811311 - Transfer to Economic Community Dev Capital	-	186,000	100,000	(86,000)	-46.24%
811313 - Transfer to Transportation Capital	780,000	2,227,269	925,000	(1,302,269)	-58.47%
811314 - Transfer to YFD Capital	500,000	150,000	337,919	187,919	125.28%
810000 - Other Financing Uses Parent (811000-819999) Total	11,415,820	6,000,000	3,500,000	(2,500,000)	-41.67%
Transfers To Total	11,415,820	6,000,000	3,500,000	(2,500,000)	-41.67%

City of Chattanooga
Operational Budget - General Fund by Account
Fiscal Year 2021

Row Labels	Actual FY19	Budget FY20	Proposed FY21	Inc (Dec)	
				Proposed vs. Budget	% Change
Capital Reserves Total	11,415,820	6,000,000	3,500,000	(2,500,000)	-41.67%
Grand Total	264,737,453	269,807,000	258,880,000	(10,927,000)	-4.05%

City of Chattanooga
Operational Budget - General Government (All Departments) Summary
Fiscal Year 2021

Row Labels	Actual FY19	Budget FY20	Proposed FY21	Inc (Dec)	
				Proposed vs. Budget	% Change
1100					
A - General Government	30,164,110	28,719,420	26,367,940	(2,351,480)	-8.19%
A1 - City Council	685,747	839,680	831,784	(7,896)	-0.94%
A2 - Judges	1,008,307	1,059,075	1,073,479	14,404	1.36%
A3 - City Attorney	1,565,233	1,742,857	1,709,716	(33,141)	-1.90%
A4 - Internal Audit	664,854	729,608	721,088	(8,520)	-1.17%
A5 - Information Technology	7,420,377	8,616,213	8,231,525	(384,688)	-4.46%
A7 - Purchasing	911,420	949,995	960,084	10,089	1.06%
A8 - 311 - Call Center	675,735	694,271	684,576	(9,695)	-1.40%
AA - Agencies	9,307,139	10,995,700	10,814,810	(180,890)	-1.65%
AQ - Quasi Agencies	12,077,152	12,540,712	12,562,487	21,775	0.17%
1100 Total	64,480,074	66,887,531	63,957,488	(2,930,043)	-4.38%
Capital Reserves					
A - General Government	11,415,820	6,000,000	3,500,000	(2,500,000)	-41.67%
Capital Reserves Total	11,415,820	6,000,000	3,500,000	(2,500,000)	-41.67%
Grand Total	75,895,894	72,887,531	67,457,488	(5,430,043)	-7.45%



City of Chattanooga
 General Government (All Departments) by Account Type
 Fiscal Year 2021

Row Labels	Actual FY19	Budget FY20	Proposed FY21	Inc (Dec) Proposed vs. Budget	% Change
1100					
.Personnel Expenses					
600000 - Salaries Parent (601000-609999)	5,144,818	7,243,925	5,575,145	(1,668,780)	-23.04%
610000 - Fringe Benefits Parent (611000-619999)	2,710,316	3,249,773	3,189,235	(60,538)	-1.86%
.Personnel Expenses Total	7,855,134	10,493,698	8,764,380	(1,729,318)	-16.48%
Operating Expenses					
700000 - Services Parent (701000-709999)	5,269,738	7,106,879	7,312,370	205,491	2.89%
710000 - Materials & Supplies Parent (711000-719999)	129,985	103,899	103,626	(273)	-0.26%
720000 - Travel Expense Parent (721000-729999)	54,102	44,315	31,125	(13,190)	-29.76%
730000 - Vehicle Operating Expense Parent (731000-739999)	31,505	38,575	26,056	(12,519)	-32.45%
740000 - Insurance, Claims, Damages Parent (741000-749999)	823,775	541,000	440,685	(100,315)	-18.54%
770000 - Capital Outlay Parent (771000-779999)	1,256,635	1,017,497	700,000	(317,497)	-31.20%
780000 - Other Expenses Parent (781000-789999)	13,717,637	15,622,132	15,507,332	(114,800)	-0.73%
Operating Expenses Total	21,283,377	24,474,297	24,121,194	(353,103)	-1.44%
Transfers To					
810000 - Other Financing Uses Parent (811000-819999)	35,341,563	31,919,536	31,071,915	(847,621)	-2.66%
Transfers To Total	35,341,563	31,919,536	31,071,915	(847,621)	-2.66%
1100 Total	64,480,074	66,887,531	63,957,488	(2,930,043)	-4.38%
Capital Reserves					
Transfers To					
810000 - Other Financing Uses Parent (811000-819999)	11,415,820	6,000,000	3,500,000	(2,500,000)	-41.67%
Transfers To Total	11,415,820	6,000,000	3,500,000	(2,500,000)	-41.67%
Capital Reserves Total	11,415,820	6,000,000	3,500,000	(2,500,000)	-41.67%
Grand Total	75,895,894	72,887,531	67,457,488	(5,430,043)	-7.45%



City of Chattanooga
General Government (All Departments) by Account
Fiscal Year 2021

Row Labels	Actual FY19	Budget FY20	Proposed FY21	Inc (Dec) Proposed vs. Budget	% Change
1100					
.Personnel Expenses					
600000 - Salaries Parent (601000-609999)					
601101 - Regular Employees	4,453,322	7,273,180	5,791,942	(1,481,238)	-20.37%
601102 - Temporary Staffing	2,185	12,475	-	(12,475)	-100.00%
601103 - Part Time Employees	6,475	-	30,773	30,773	0.00%
601105 - Injured On Duty Pay	2,084	-	-	-	0.00%
601199 - Budget - Attrition (Salary)	-	(144,600)	(348,000)	(203,400)	140.66%
601201 - Overtime	8,714	10,400	12,500	2,100	20.19%
601202 - Compensatory Time	1,213	250	-	(250)	-100.00%
602101 - Uniform Allowance	1,000	1,000	1,000	-	0.00%
602103 - Auto Allowance	4,800	4,800	4,800	-	0.00%
602105 - Cellphone Allowance	27,620	27,720	26,280	(1,440)	-5.19%
602301 - Personal Leave	486,499	-	-	-	0.00%
602303 - Final Leave Payout	88,925	-	-	-	0.00%
602304 - Longevity	45,975	53,700	50,850	(2,850)	-5.31%
602306 - Call Back Pay	1,207	2,500	2,500	-	0.00%
602307 - On Call Pay	3,512	2,500	2,500	-	0.00%
602308 - Bereavement Pay	3,753	-	-	-	0.00%
602309 - Holiday Pay	7,534	-	-	-	0.00%
600000 - Salaries Parent (601000-609999) Total	5,144,818	7,243,925	5,575,145	(1,668,780)	-23.04%
610000 - Fringe Benefits Parent (611000-619999)					
611101 - FICA (OASDI)	291,767	334,747	328,353	(6,394)	-1.91%
611102 - Medicare	70,392	75,179	79,859	4,680	6.23%
611199 - Budget - Attrition (Benefits)	-	(96,400)	(232,000)	(135,600)	140.66%
611201 - General Pension	1,018,244	1,233,688	1,321,018	87,330	7.08%
611206 - Other Post-employment Benefits (OPEB)	404,510	472,827	484,447	11,620	2.46%
611301 - Hospitalization	742,046	1,028,331	988,463	(39,868)	-3.88%
611302 - Life Insurance Benefit	6,002	11,812	6,992	(4,820)	-40.81%
611303 - Long-Term Disability	10,440	14,189	12,956	(1,233)	-8.69%
611304 - Health Savings Accounts	68,240	63,245	76,842	13,597	21.50%
611402 - Employee Health Savings Acct	3,375	1,755	-	(1,755)	-100.00%
611403 - On-site Medical Program	95,300	110,400	122,304	11,904	10.78%
610000 - Fringe Benefits Parent (611000-619999) Total	2,710,316	3,249,773	3,189,235	(60,538)	-1.86%
.Personnel Expenses Total	7,855,134	10,493,698	8,764,380	(1,729,318)	-16.48%
Operating Expenses					
700000 - Services Parent (701000-709999)					
701102 - Auditing & Accounting Services	111,650	165,000	165,000	-	0.00%
701103 - Consultant Fees	148,554	55,000	23,650	(31,350)	-57.00%
701109 - Legal Services	36	5,000	1,000	(4,000)	-80.00%
701111 - IT Hosting & Managed Services	573,492	742,000	680,000	(62,000)	-8.36%
701208 - On-the-Job Injury Claims	7,752	-	-	-	0.00%
702204 - Contracted Repair Service	10,367	15,000	-	(15,000)	-100.00%
702221 - IT Maintenance	8,465	23,202	17,312	(5,890)	-25.39%
702222 - Cabling & Installation	7,072	-	-	-	0.00%
702225 - IT Maintenance - Licensing	1,045,829	977,032	1,079,311	102,279	10.47%
702226 - IT Maintenance - Hosting	402,195	530,280	585,800	55,520	10.47%
702227 - IT Maintenance - Support Maintenance	334,447	594,610	600,000	5,390	0.91%
703101 - Electricity	60,258	65,000	7,500	(57,500)	-88.46%
703102 - Natural Gas	1,309	1,000	1,000	-	0.00%
703103 - Water	678	800	800	-	0.00%
703109 - Sewer	543	630	1,100	470	74.60%

City of Chattanooga
 General Government (All Departments) by Account
 Fiscal Year 2021

Row Labels	Actual FY19	Budget FY20	Proposed FY21	Inc (Dec)	
				Proposed vs. Budget	% Change
703202 - Cellular Phone Service	5,326	3,500	3,500	-	0.00%
703206 - Air Cards	44,363	17,840	13,828	(4,012)	-22.49%
703207 - Digital Connectivity	1,041,312	1,189,000	1,089,000	(100,000)	-8.41%
704105 - Property Rental	164,214	164,213	169,140	4,927	3.00%
704108 - Office Machine Rental	20,494	21,222	21,122	(100)	-0.47%
704201 - Advertising	46,441	53,100	48,765	(4,335)	-8.16%
704204 - Alarm Monitoring	1,892	2,200	-	(2,200)	-100.00%
704210 - Printing	16,361	16,210	15,805	(405)	-2.50%
704211 - Court Costs	(200)	-	-	-	0.00%
704217 - Photographic Services	19,996	-	1,650	1,650	0.00%
704219 - Property Appraisals	-	73	50	(23)	-31.51%
704304 - Contractual Personnel Services	14	100,025	100,025	-	0.00%
704306 - Dues	12,149	13,110	10,910	(2,200)	-16.78%
704307 - Employment Agencies	17,152	41,050	38,050	(3,000)	-7.31%
704309 - Meeting Expense	13,335	3,600	4,600	1,000	27.78%
704310 - Local Mileage	744	400	600	200	50.00%
704311 - Miscellaneous Services	8,007	200	-	(200)	-100.00%
704312 - Other Contracted Service	388,905	1,517,752	1,851,710	333,958	22.00%
704313 - Recording Documents	106	-	150	150	0.00%
704315 - Waste Disposal	410	-	300	300	0.00%
704319 - Parking	4,047	3,940	6,487	2,547	64.64%
704340 - Shredding and Recycling Services	350	440	515	75	17.05%
704341 - Council District Reimbursement	-	54,000	54,000	-	0.00%
704342 - IT Contracted Personnel	660,109	645,000	650,000	5,000	0.78%
704402 - Unallocated Purchasing Card Expense	299	-	-	-	0.00%
704403 - Disputed Purchasing Card Expense	-	-	100	100	0.00%
704501 - Freight, Express & Drayage	815	250	1,550	1,300	520.00%
704502 - Postage	14,642	15,160	14,150	(1,010)	-6.66%
704503 - Warehouse Storage and Delivery	32,158	30,000	25,000	(5,000)	-16.67%
704601 - Local Registration Fees	5,683	4,190	2,400	(1,790)	-42.72%
704602 - Training Costs	25,351	9,250	1,400	(7,850)	-84.86%
704603 - Tuition & Books	12,533	26,550	25,000	(1,550)	-5.84%
704705 - Credit Card Use Charge	83	50	90	40	80.00%
700000 - Services Parent (701000-709999) Total	5,269,738	7,106,879	7,312,370	205,491	2.89%
710000 - Materials & Supplies Parent (711000-719999)					
711101 - Audio Visual Supplies	200	500	650	150	30.00%
711102 - Books	64	85	85	-	0.00%
711104 - Forms & Printed Material	6,191	4,800	6,000	1,200	25.00%
711106 - Library Supplies	47,209	53,473	48,200	(5,273)	-9.86%
711107 - Newspapers	854	1,485	1,510	25	1.68%
711108 - Periodicals, Publications	3,962	3,450	3,450	-	0.00%
711109 - Office Supplies & Stationery	20,607	19,950	18,100	(1,850)	-9.27%
711110 - Technology Accessories & Supplies	12,267	5,000	6,650	1,650	33.00%
711111 - Printer Toner Cartridges	2,339	1,600	2,600	1,000	62.50%
714105 - Building Maintenance Supplies	45	-	-	-	0.00%
714106 - Cleaning Supplies	-	106	106	-	0.00%
714107 - Clothing	6,758	1,800	1,250	(550)	-30.56%
714108 - Cultural Arts Supplies	-	100	100	-	0.00%
714109 - Data Processing Supplies	140	-	-	-	0.00%
714117 - Food & Ice	13,478	7,250	6,950	(300)	-4.14%
714122 - Kitchen & Dining Room Supplies	76	300	330	30	10.00%
714126 - Other Materials & Supplies	2,239	2,400	2,400	-	0.00%
714138 - Flags Banners and Signage	9,309	-	600	600	0.00%
714143 - Event Planning, Services and Catering	748	1,500	1,125	(375)	-25.00%

City of Chattanooga
 General Government (All Departments) by Account
 Fiscal Year 2021

Row Labels	Actual FY19	Budget FY20	Proposed FY21	Inc (Dec)	
				Proposed vs. Budget	% Change
714144 - Batteries	-	100	20	(80)	-80.00%
714150 - Promotional Items	3,499	-	3,500	3,500	0.00%
710000 - Materials & Supplies Parent (711000-719999) Total	129,985	103,899	103,626	(273)	-0.26%
720000 - Travel Expense Parent (721000-729999)					
721101 - Out-of-town Mileage	1,041	2,310	1,560	(750)	-32.47%
721102 - Transportation	13,898	4,650	4,400	(250)	-5.38%
721103 - Auto Rental	995	1,325	400	(925)	-69.81%
721201 - Hotels	19,235	13,400	10,900	(2,500)	-18.66%
721202 - Meals	6,099	5,050	3,800	(1,250)	-24.75%
721301 - Registration Fees	9,778	16,800	9,400	(7,400)	-44.05%
721302 - Other Travel Expenses	3,056	780	665	(115)	-14.74%
720000 - Travel Expense Parent (721000-729999) Total	54,102	44,315	31,125	(13,190)	-29.76%
730000 - Vehicle Operating Expense Parent (731000-739999)					
731102 - Gasoline	1,627	3,925	3,700	(225)	-5.73%
731203 - Vehicle Labor	2,057	-	-	-	0.00%
731204 - Vehicle Parts & Supplies	154	-	200	200	0.00%
731301 - Car Wash	36	100	50	(50)	-50.00%
731401 - Fleet Leased Vehicle	25,793	33,500	21,606	(11,894)	-35.50%
731402 - Fleet Daily Rental	1,720	1,050	500	(550)	-52.38%
731403 - Vehicle rental - local use	118	-	-	-	0.00%
730000 - Vehicle Operating Expense Parent (731000-739999) Total	31,505	38,575	26,056	(12,519)	-32.45%
740000 - Insurance, Claims, Damages Parent (741000-749999)					
741103 - Liability Fund Premium	800,000	500,000	400,000	(100,000)	-20.00%
741104 - Unemployment Compensation	23,740	40,000	40,000	-	0.00%
742402 - Building & Content Insurance	35	-	35	35	0.00%
742503 - Fidelity & Surety Bonds	-	1,000	650	(350)	-35.00%
740000 - Insurance, Claims, Damages Parent (741000-749999) Total	823,775	541,000	440,685	(100,315)	-18.54%
770000 - Capital Outlay Parent (771000-779999)					
772107 - Other Equipment (Under 5000)	1,188	17,497	-	(17,497)	-100.00%
772109 - Office Furniture	39,899	-	-	-	0.00%
772111 - Computer Software under 15000	4,170	-	-	-	0.00%
772112 - Computer equipment under 5000	51,821	-	-	-	0.00%
772115 - Security Equipment	15,778	-	-	-	0.00%
779999 - Budget - Capital Outlay	1,143,779	1,000,000	700,000	(300,000)	-30.00%
770000 - Capital Outlay Parent (771000-779999) Total	1,256,635	1,017,497	700,000	(317,497)	-31.20%
780000 - Other Expenses Parent (781000-789999)					
781104 - Allocation of Mixed Drink per TCA 57-4-306	1,901,716	1,919,100	1,930,000	10,900	0.57%
781301 - Fees, Licenses, & Permits	5,163	6,940	5,450	(1,490)	-21.47%
781306 - Water Quality Mgmt Fees	531,142	576,458	632,741	56,283	9.76%
781309 - Technology Cost	46,000	46,428	28,900	(17,528)	-37.75%
782201 - Awards	438	1,220	1,370	150	12.30%
782220 - Sponsorships	200	5,000	5,000	-	0.00%
784101 - Appropriations	11,232,978	13,066,986	12,903,871	(163,115)	-1.25%
780000 - Other Expenses Parent (781000-789999) Total	13,717,637	15,622,132	15,507,332	(114,800)	-0.73%
Operating Expenses Total	21,283,377	24,474,297	24,121,194	(353,103)	-1.44%
Transfers To					
810000 - Other Financing Uses Parent (811000-819999)					
811103 - Transfer to Golf Courses	500,000	500,000	300,000	(200,000)	-40.00%

City of Chattanooga
 General Government (All Departments) by Account
 Fiscal Year 2021

Row Labels	Actual FY19	Budget FY20	Proposed FY21	Inc (Dec)	
				Proposed vs. Budget	% Change
811110 - Transfer to Heritage Hall	74,725	79,266	79,266	-	0.00%
811114 - Transfer to Public Library	6,545,000	6,791,034	6,791,034	-	0.00%
811203 - Transfer to Human Services Program	1,259,643	1,334,643	1,334,643	-	0.00%
811208 - Transfer to Regional Planning	2,003,663	2,003,663	2,003,663	-	0.00%
811209 - Transfer to Air Pollution Fund	270,820	270,820	270,820	-	0.00%
811601 - Transfer to Debt Service	24,687,712	20,940,110	20,292,489	(647,621)	-3.09%
810000 - Other Financing Uses Parent (811000-819999) Total	35,341,563	31,919,536	31,071,915	(847,621)	-2.66%
Transfers To Total	35,341,563	31,919,536	31,071,915	(847,621)	-2.66%
1100 Total	64,480,074	66,887,531	63,957,488	(2,930,043)	-4.38%
Capital Reserves					
Transfers To					
810000 - Other Financing Uses Parent (811000-819999)					
811302 - Transfer to Fire Capital	1,980,000	175,000	150,000	(25,000)	-14.29%
811303 - Transfer to Police Capital	835,925	516,599	203,600	(312,999)	-60.59%
811304 - Transfer to Gen Gvmt Capital	3,719,895	2,168,254	924,202	(1,244,052)	-57.38%
811307 - Transfer to Public Works Capital	3,600,000	576,878	859,279	282,401	48.95%
811311 - Transfer to Economic Community Dev Capital	-	186,000	100,000	(86,000)	-46.24%
811313 - Transfer to Transportation Capital	780,000	2,227,269	925,000	(1,302,269)	-58.47%
811314 - Transfer to YFD Capital	500,000	150,000	337,919	187,919	125.28%
810000 - Other Financing Uses Parent (811000-819999) Total	11,415,820	6,000,000	3,500,000	(2,500,000)	-41.67%
Transfers To Total	11,415,820	6,000,000	3,500,000	(2,500,000)	-41.67%
Capital Reserves Total	11,415,820	6,000,000	3,500,000	(2,500,000)	-41.67%
Grand Total	75,895,894	72,887,531	67,457,488	(5,430,043)	-7.45%

City of Chattanooga
Operational Budget - Dept by Offer
Fiscal Year 2021

Row Labels	Actual FY19	Budget FY20	Proposed FY21	Inc (Dec) Proposed vs. Budget	% Change
1100					
A - General Government					
General Government	30,164,110	28,719,420	26,367,940	(2,351,480)	-8.19%
A - General Government Total	30,164,110	28,719,420	26,367,940	(2,351,480)	-8.19%
1100 Total	30,164,110	28,719,420	26,367,940	(2,351,480)	-8.19%
Capital Reserves					
A - General Government					
Capital Reserves	11,415,820	6,000,000	3,500,000	(2,500,000)	-41.67%
A - General Government Total	11,415,820	6,000,000	3,500,000	(2,500,000)	-41.67%
Capital Reserves Total	11,415,820	6,000,000	3,500,000	(2,500,000)	-41.67%
Grand Total	41,579,930	34,719,420	29,867,940	(4,851,480)	-13.97%



City of Chattanooga
Operational Budget - Cost Center Summary
Fiscal Year 2021

Row Labels	Actual FY19	Budget FY20	Proposed FY21	Inc (Dec) Proposed vs. Budget	% Change
1100					
A - General Government					
A12002 - Approp - Debt Service Fund	24,687,712	20,940,110	20,292,489	(647,621)	-3.09%
A20001 - Election Expense	33,268	25,000	250,000	225,000	900.00%
A20201 - City Code Revision	12,508	16,000	15,000	(1,000)	-6.25%
A20301 - Unemployment Insurance	23,740	40,000	40,000	-	0.00%
A20401 - Contingency Fund Appropriation	587,674	3,207,752	1,616,710	(1,591,042)	-49.60%
A20501 - R&R - Finance	1,143,779	1,000,000	700,000	(300,000)	-30.00%
A20601 - Audits, Dues & Surveys	125,473	175,000	175,000	-	0.00%
A20602 - Intergovernmental Relations	302,357	285,000	285,000	-	0.00%
A20603 - City Water Quality Mgmt Fees	531,142	576,458	632,741	56,283	9.76%
A20604 - Liability Insurance Premiums	800,000	500,000	400,000	(100,000)	-20.00%
A20607 - Education per TCA 57-4-306	1,901,716	1,919,100	1,930,000	10,900	0.57%
A20609 - ESIP Administration	2,538	10,000	6,000	(4,000)	-40.00%
A20901 - TAP - General Government	12,203	25,000	25,000	-	0.00%
A - General Government Total	30,164,110	28,719,420	26,367,940	(2,351,480)	-8.19%
1100 Total	30,164,110	28,719,420	26,367,940	(2,351,480)	-8.19%
Capital Reserves					
A - General Government					
A12003 - Approp - Capital Improvements	11,415,820	6,000,000	3,500,000	(2,500,000)	-41.67%
A - General Government Total	11,415,820	6,000,000	3,500,000	(2,500,000)	-41.67%
Capital Reserves Total	11,415,820	6,000,000	3,500,000	(2,500,000)	-41.67%
Grand Total	41,579,930	34,719,420	29,867,940	(4,851,480)	-13.97%



City of Chattanooga
Operational Budget - Department by Account Type
Fiscal Year 2021

Row Labels				Inc (Dec)	
	Actual FY19	Budget FY20	Proposed FY21	Proposed vs. Budget	% Change
1100					
A - General Government					
600000 - Salaries Parent (601000-609999)	-	1,500,000	-	(1,500,000)	-100.00%
700000 - Services Parent (701000-709999)	566,901	1,733,752	2,066,710	332,958	19.20%
710000 - Materials & Supplies Parent (711000-719999)	6,582	-	-	-	0.00%
740000 - Insurance, Claims, Damages Parent (741000-749999)	823,740	540,000	440,000	(100,000)	-18.52%
770000 - Capital Outlay Parent (771000-779999)	1,143,779	1,000,000	700,000	(300,000)	-30.00%
780000 - Other Expenses Parent (781000-789999)	2,435,396	2,505,558	2,568,741	63,183	2.52%
810000 - Other Financing Uses Parent (811000-819999)	25,187,712	21,440,110	20,592,489	(847,621)	-3.95%
A - General Government Total	30,164,110	28,719,420	26,367,940	(2,351,480)	-8.19%
1100 Total	30,164,110	28,719,420	26,367,940	(2,351,480)	-8.19%
Capital Reserves					
A - General Government					
810000 - Other Financing Uses Parent (811000-819999)	11,415,820	6,000,000	3,500,000	(2,500,000)	-41.67%
A - General Government Total	11,415,820	6,000,000	3,500,000	(2,500,000)	-41.67%
Capital Reserves Total	11,415,820	6,000,000	3,500,000	(2,500,000)	-41.67%
Grand Total	41,579,930	34,719,420	29,867,940	(4,851,480)	-13.97%



City of Chattanooga
Operational Budget - Department by Account
Fiscal Year 2021

Row Labels	Actual FY19	Budget FY20	Proposed FY21	Inc (Dec) Proposed vs. Budget	% Change
1100					
A - General Government					
.Personnel Expenses					
600000 - Salaries Parent (601000-609999)					
601101 - Regular Employees	-	1,500,000	-	(1,500,000)	-100.00%
600000 - Salaries Parent (601000-609999) Total	-	1,500,000	-	(1,500,000)	-100.00%
.Personnel Expenses Total	-	1,500,000	-	(1,500,000)	-100.00%
Operating Expenses					
700000 - Services Parent (701000-709999)					
701102 - Auditing & Accounting Services	111,650	165,000	165,000	-	0.00%
701103 - Consultant Fees	13,823	10,000	10,000	-	0.00%
701111 - IT Hosting & Managed Services	15,000	-	-	-	0.00%
704210 - Printing	12,508	16,000	15,000	(1,000)	-6.25%
704217 - Photographic Services	19,996	-	-	-	0.00%
704309 - Meeting Expense	3,096	-	-	-	0.00%
704312 - Other Contracted Service	378,625	1,517,752	1,851,710	333,958	22.00%
704603 - Tuition & Books	12,203	25,000	25,000	-	0.00%
700000 - Services Parent (701000-709999) Total	566,901	1,733,752	2,066,710	332,958	19.20%
710000 - Materials & Supplies Parent (711000-719999)					
714107 - Clothing	6,000	-	-	-	0.00%
714117 - Food & Ice	582	-	-	-	0.00%
710000 - Materials & Supplies Parent (711000-719999) Total	6,582	-	-	-	0.00%
740000 - Insurance, Claims, Damages Parent (741000-749999)					
741103 - Liability Fund Premium	800,000	500,000	400,000	(100,000)	-20.00%
741104 - Unemployment Compensation	23,740	40,000	40,000	-	0.00%
740000 - Insurance, Claims, Damages Parent (741000-749999) Total	823,740	540,000	440,000	(100,000)	-18.52%
770000 - Capital Outlay Parent (771000-779999)					
779999 - Budget - Capital Outlay	1,143,779	1,000,000	700,000	(300,000)	-30.00%
770000 - Capital Outlay Parent (771000-779999) Total	1,143,779	1,000,000	700,000	(300,000)	-30.00%
780000 - Other Expenses Parent (781000-789999)					
781104 - Allocation of Mixed Drink per TCA 57-4-306	1,901,716	1,919,100	1,930,000	10,900	0.57%
781306 - Water Quality Mgmt Fees	531,142	576,458	632,741	56,283	9.76%
784101 - Appropriations	2,538	10,000	6,000	(4,000)	-40.00%
780000 - Other Expenses Parent (781000-789999) Total	2,435,396	2,505,558	2,568,741	63,183	2.52%
Operating Expenses Total	4,976,398	5,779,310	5,775,451	(3,859)	-0.07%
Transfers To					
810000 - Other Financing Uses Parent (811000-819999)					
811103 - Transfer to Golf Courses	500,000	500,000	300,000	(200,000)	-40.00%
811601 - Transfer to Debt Service	24,687,712	20,940,110	20,292,489	(647,621)	-3.09%
810000 - Other Financing Uses Parent (811000-819999) Total	25,187,712	21,440,110	20,592,489	(847,621)	-3.95%
Transfers To Total	25,187,712	21,440,110	20,592,489	(847,621)	-3.95%
A - General Government Total	30,164,110	28,719,420	26,367,940	(2,351,480)	-8.19%
1100 Total	30,164,110	28,719,420	26,367,940	(2,351,480)	-8.19%

City of Chattanooga
Operational Budget - Department by Account
Fiscal Year 2021

Row Labels	Actual FY19	Budget FY20	Proposed FY21	Inc (Dec) Proposed vs. Budget	% Change
Capital Reserves					
A - General Government					
Transfers To					
810000 - Other Financing Uses Parent (811000-819999)					
811302 - Transfer to Fire Capital	1,980,000	175,000	150,000	(25,000)	-14.29%
811303 - Transfer to Police Capital	835,925	516,599	203,600	(312,999)	-60.59%
811304 - Transfer to Gen Gvmt Capital	3,719,895	2,168,254	924,202	(1,244,052)	-57.38%
811307 - Transfer to Public Works Capital	3,600,000	576,878	859,279	282,401	48.95%
811311 - Transfer to Economic Community Dev Capital	-	186,000	100,000	(86,000)	-46.24%
811313 - Transfer to Transportation Capital	780,000	2,227,269	925,000	(1,302,269)	-58.47%
811314 - Transfer to YFD Capital	500,000	150,000	337,919	187,919	125.28%
810000 - Other Financing Uses Parent (811000-819999) Total	11,415,820	6,000,000	3,500,000	(2,500,000)	-41.67%
Transfers To Total	11,415,820	6,000,000	3,500,000	(2,500,000)	-41.67%
A - General Government Total	11,415,820	6,000,000	3,500,000	(2,500,000)	-41.67%
Capital Reserves Total	11,415,820	6,000,000	3,500,000	(2,500,000)	-41.67%
Grand Total	41,579,930	34,719,420	29,867,940	(4,851,480)	-13.97%

City of Chattanooga
 Operational Budget - Dept by Offer
 Fiscal Year 2021

Row Labels	Actual FY19	Budget FY20	Proposed FY21	Inc (Dec) Proposed vs. Budget	% Change
1100					
A1 - City Council					
Chattanooga City Council	685,747	839,680	831,784	(7,896)	-0.94%
A1 - City Council Total	685,747	839,680	831,784	(7,896)	-0.94%
1100 Total	685,747	839,680	831,784	(7,896)	-0.94%



City of Chattanooga
Operational Budget - Cost Center Summary
Fiscal Year 2021

Row Labels	Actual FY19	Budget FY20	Proposed FY21	Inc (Dec) Proposed vs. Budget	% Change
1100					
A1 - City Council					
A00101 - City Council	664,271	785,680	777,784	(7,896)	-1.00%
A00102 - Council District Expenses	21,476	54,000	54,000	-	0.00%
A1 - City Council Total	685,747	839,680	831,784	(7,896)	-0.94%
1100 Total	685,747	839,680	831,784	(7,896)	-0.94%



City of Chattanooga
Operational Budget - Department by Account Type
Fiscal Year 2021

Row Labels				Inc (Dec)	
	Actual FY19	Budget FY20	Proposed FY21	Proposed vs. Budget	% Change
1100					
A1 - City Council					
600000 - Salaries Parent (601000-609999)	341,811	372,534	374,482	1,948	0.52%
610000 - Fringe Benefits Parent (611000-619999)	227,742	254,909	260,399	5,490	2.15%
700000 - Services Parent (701000-709999)	38,337	171,085	174,900	3,815	2.23%
710000 - Materials & Supplies Parent (711000-719999)	24,932	9,835	10,235	400	4.07%
720000 - Travel Expense Parent (721000-729999)	10,956	2,800	2,800	-	0.00%
730000 - Vehicle Operating Expense Parent (731000-739999)	331	500	500	-	0.00%
770000 - Capital Outlay Parent (771000-779999)	35,918	17,497	-	(17,497)	-100.00%
780000 - Other Expenses Parent (781000-789999)	5,720	10,520	8,468	(2,052)	-19.51%
A1 - City Council Total	685,747	839,680	831,784	(7,896)	-0.94%
1100 Total	685,747	839,680	831,784	(7,896)	-0.94%



City of Chattanooga
Operational Budget - Department by Account
Fiscal Year 2021

Row Labels	Actual FY19	Budget FY20	Proposed FY21	Inc (Dec) Proposed vs. Budget	% Change
1100					
A1 - City Council					
.Personnel Expenses					
600000 - Salaries Parent (601000-609999)					
601101 - Regular Employees	328,374	371,559	373,057	1,498	0.40%
602301 - Personal Leave	12,537	-	-	-	0.00%
602304 - Longevity	900	975	1,425	450	46.15%
600000 - Salaries Parent (601000-609999) Total	341,811	372,534	374,482	1,948	0.52%
610000 - Fringe Benefits Parent (611000-619999)					
611101 - FICA (OASDI)	19,371	22,262	20,352	(1,910)	-8.58%
611102 - Medicare	4,531	5,206	4,764	(442)	-8.49%
611201 - General Pension	70,071	80,939	85,576	4,637	5.73%
611206 - Other Post-employment Benefits (OPEB)	27,961	30,473	31,384	911	2.99%
611301 - Hospitalization	93,412	103,453	98,176	(5,277)	-5.10%
611302 - Life Insurance Benefit	578	782	209	(573)	-73.27%
611303 - Long-Term Disability	818	994	903	(91)	-9.15%
611304 - Health Savings Accounts	-	-	5,595	5,595	0.00%
611403 - On-site Medical Program	11,000	10,800	13,440	2,640	24.44%
610000 - Fringe Benefits Parent (611000-619999) Total	227,742	254,909	260,399	5,490	2.15%
.Personnel Expenses Total	569,553	627,443	634,881	7,438	1.19%
Operating Expenses					
700000 - Services Parent (701000-709999)					
702225 - IT Maintenance - Licensing	152	-	-	-	0.00%
703202 - Cellular Phone Service	5,326	3,500	3,500	-	0.00%
703206 - Air Cards	2,089	2,500	2,500	-	0.00%
704108 - Office Machine Rental	4,285	4,500	4,500	-	0.00%
704201 - Advertising	1,389	2,100	2,665	565	26.90%
704210 - Printing	3,407	60	60	-	0.00%
704217 - Photographic Services	-	-	1,650	1,650	0.00%
704304 - Contractual Personnel Services	-	100,000	100,000	-	0.00%
704306 - Dues	70	75	75	-	0.00%
704307 - Employment Agencies	1,158	1,050	1,050	-	0.00%
704309 - Meeting Expense	8,537	1,000	3,000	2,000	200.00%
704310 - Local Mileage	196	200	200	-	0.00%
704311 - Miscellaneous Services	7,297	-	-	-	0.00%
704319 - Parking	1,462	1,200	1,200	-	0.00%
704341 - Council District Reimbursement	-	54,000	54,000	-	0.00%
704502 - Postage	415	400	-	(400)	-100.00%
704601 - Local Registration Fees	2,554	500	500	-	0.00%
700000 - Services Parent (701000-709999) Total	38,337	171,085	174,900	3,815	2.23%
710000 - Materials & Supplies Parent (711000-719999)					
711101 - Audio Visual Supplies	-	250	250	-	0.00%
711102 - Books	64	85	85	-	0.00%
711107 - Newspapers	-	700	700	-	0.00%
711108 - Periodicals, Publications	397	50	50	-	0.00%
711109 - Office Supplies & Stationery	3,033	2,100	2,500	400	19.05%
711110 - Technology Accessories & Supplies	179	-	-	-	0.00%
711111 - Printer Toner Cartridges	-	600	600	-	0.00%
714105 - Building Maintenance Supplies	45	-	-	-	0.00%
714107 - Clothing	72	-	-	-	0.00%
714108 - Cultural Arts Supplies	-	100	100	-	0.00%

City of Chattanooga
Operational Budget - Department by Account
Fiscal Year 2021

Row Labels	Actual FY19	Budget FY20	Proposed FY21	Inc (Dec) Proposed vs. Budget	% Change
714109 - Data Processing Supplies	140	-	-	-	0.00%
714117 - Food & Ice	12,086	5,650	5,650	-	0.00%
714122 - Kitchen & Dining Room Supplies	46	300	300	-	0.00%
714138 - Flags Banners and Signage	8,870	-	-	-	0.00%
710000 - Materials & Supplies Parent (711000-719999) Total	24,932	9,835	10,235	400	4.07%
720000 - Travel Expense Parent (721000-729999)					
721101 - Out-of-town Mileage	157	100	100	-	0.00%
721102 - Transportation	2,796	-	-	-	0.00%
721103 - Auto Rental	-	400	400	-	0.00%
721201 - Hotels	3,936	900	900	-	0.00%
721202 - Meals	1,137	700	700	-	0.00%
721301 - Registration Fees	2,880	600	600	-	0.00%
721302 - Other Travel Expenses	50	100	100	-	0.00%
720000 - Travel Expense Parent (721000-729999) Total	10,956	2,800	2,800	-	0.00%
730000 - Vehicle Operating Expense Parent (731000-739999)					
731402 - Fleet Daily Rental	213	500	500	-	0.00%
731403 - Vehicle rental - local use	118	-	-	-	0.00%
730000 - Vehicle Operating Expense Parent (731000-739999) Total	331	500	500	-	0.00%
770000 - Capital Outlay Parent (771000-779999)					
772107 - Other Equipment (Under 5000)	1,188	17,497	-	(17,497)	-100.00%
772109 - Office Furniture	15,358	-	-	-	0.00%
772112 - Computer equipment under 5000	3,594	-	-	-	0.00%
772115 - Security Equipment	15,778	-	-	-	0.00%
770000 - Capital Outlay Parent (771000-779999) Total	35,918	17,497	-	(17,497)	-100.00%
780000 - Other Expenses Parent (781000-789999)					
781309 - Technology Cost	5,520	5,520	3,468	(2,052)	-37.17%
782220 - Sponsorships	200	5,000	5,000	-	0.00%
780000 - Other Expenses Parent (781000-789999) Total	5,720	10,520	8,468	(2,052)	-19.51%
Operating Expenses Total	116,194	212,237	196,903	(15,334)	-7.22%
A1 - City Council Total	685,747	839,680	831,784	(7,896)	-0.94%
1100 Total	685,747	839,680	831,784	(7,896)	-0.94%

City of Chattanooga
 Operational Budget - Dept by Offer
 Fiscal Year 2021

Row Labels	Actual FY19	Budget FY20	Proposed FY21	Inc (Dec) Proposed vs. Budget	% Change
1100					
A2 - Judges					
Judicial Operations	1,008,307	1,059,075	1,073,479	14,404	1.36%
A2 - Judges Total	1,008,307	1,059,075	1,073,479	14,404	1.36%
1100 Total	1,008,307	1,059,075	1,073,479	14,404	1.36%



City of Chattanooga
Operational Budget - Cost Center Summary
Fiscal Year 2021

Row Labels	Actual FY19	Budget FY20	Proposed FY21	Inc (Dec) Proposed vs. Budget	% Change
1100					
A2 - Judges					
A00201 - City Judges Division 1	523,895	553,788	560,758	6,970	1.26%
A00202 - City Judges Division 2	484,412	505,287	512,720	7,433	1.47%
A2 - Judges Total	1,008,307	1,059,075	1,073,479	14,404	1.36%
1100 Total	1,008,307	1,059,075	1,073,479	14,404	1.36%



City of Chattanooga
Operational Budget - Department by Account Type
Fiscal Year 2021

Row Labels				Inc (Dec)	
	Actual FY19	Budget FY20	Proposed FY21	Proposed vs. Budget	% Change
1100					
A2 - Judges					
600000 - Salaries Parent (601000-609999)	660,202	677,831	689,761	11,930	1.76%
610000 - Fringe Benefits Parent (611000-619999)	319,936	342,142	352,023	9,881	2.89%
700000 - Services Parent (701000-709999)	5,414	6,507	6,157	(350)	-5.38%
710000 - Materials & Supplies Parent (711000-719999)	5,857	8,816	8,591	(225)	-2.55%
720000 - Travel Expense Parent (721000-729999)	2,757	6,055	3,415	(2,640)	-43.60%
730000 - Vehicle Operating Expense Parent (731000-739999)	10,461	13,150	10,320	(2,830)	-21.52%
740000 - Insurance, Claims, Damages Parent (741000-749999)	-	500	500	-	0.00%
780000 - Other Expenses Parent (781000-789999)	3,680	4,074	2,712	(1,362)	-33.43%
A2 - Judges Total	1,008,307	1,059,075	1,073,479	14,404	1.36%
1100 Total	1,008,307	1,059,075	1,073,479	14,404	1.36%



City of Chattanooga
Operational Budget - Department by Account
Fiscal Year 2021

Row Labels	Actual FY19	Budget FY20	Proposed FY21	Inc (Dec) Proposed vs. Budget	% Change
1100					
A2 - Judges					
.Personnel Expenses					
600000 - Salaries Parent (601000-609999)					
601101 - Regular Employees	625,445	649,491	660,568	11,077	1.71%
601102 - Temporary Staffing	-	12,475	-	(12,475)	-100.00%
601103 - Part Time Employees	1,594	-	12,878	12,878	0.00%
602101 - Uniform Allowance	1,000	1,000	1,000	-	0.00%
602103 - Auto Allowance	4,800	4,800	4,800	-	0.00%
602105 - Cellphone Allowance	3,240	3,240	3,240	-	0.00%
602301 - Personal Leave	17,748	-	-	-	0.00%
602304 - Longevity	6,375	6,825	7,275	450	6.59%
600000 - Salaries Parent (601000-609999) Total	660,202	677,831	689,761	11,930	1.76%
610000 - Fringe Benefits Parent (611000-619999)					
611101 - FICA (OASDI)	33,481	36,325	31,649	(4,676)	-12.87%
611102 - Medicare	9,141	9,604	9,544	(60)	-0.62%
611201 - General Pension	132,547	142,645	154,064	11,419	8.01%
611206 - Other Post-employment Benefits (OPEB)	52,497	53,882	56,525	2,643	4.91%
611301 - Hospitalization	77,117	82,058	83,591	1,533	1.87%
611302 - Life Insurance Benefit	629	1,907	654	(1,253)	-65.71%
611303 - Long-Term Disability	1,134	1,649	992	(657)	-39.84%
611304 - Health Savings Accounts	5,290	5,492	5,595	103	1.88%
611402 - Employee Health Savings Acct	-	180	-	(180)	-100.00%
611403 - On-site Medical Program	8,100	8,400	9,408	1,008	12.00%
610000 - Fringe Benefits Parent (611000-619999) Total	319,936	342,142	352,023	9,881	2.89%
.Personnel Expenses Total	980,138	1,019,973	1,041,784	21,811	2.14%
Operating Expenses					
700000 - Services Parent (701000-709999)					
704108 - Office Machine Rental	911	1,000	1,000	-	0.00%
704210 - Printing	-	150	-	(150)	-100.00%
704306 - Dues	2,077	2,500	2,400	(100)	-4.00%
704309 - Meeting Expense	26	200	100	(100)	-50.00%
704311 - Miscellaneous Services	-	200	-	(200)	-100.00%
704319 - Parking	2,307	2,407	2,407	-	0.00%
704403 - Disputed Purchasing Card Expense	-	-	100	100	0.00%
704502 - Postage	-	50	50	-	0.00%
704601 - Local Registration Fees	93	-	100	100	0.00%
700000 - Services Parent (701000-709999) Total	5,414	6,507	6,157	(350)	-5.38%
710000 - Materials & Supplies Parent (711000-719999)					
711101 - Audio Visual Supplies	200	250	400	150	60.00%
711106 - Library Supplies	990	1,200	1,200	-	0.00%
711107 - Newspapers	260	260	260	-	0.00%
711109 - Office Supplies & Stationery	853	1,800	1,800	-	0.00%
711111 - Printer Toner Cartridges	462	500	500	-	0.00%
714106 - Cleaning Supplies	-	106	106	-	0.00%
714107 - Clothing	-	500	500	-	0.00%
714117 - Food & Ice	105	300	300	-	0.00%
714126 - Other Materials & Supplies	2,239	2,400	2,400	-	0.00%
714143 - Event Planning, Services and Catering	748	1,500	1,125	(375)	-25.00%
710000 - Materials & Supplies Parent (711000-719999) Total	5,857	8,816	8,591	(225)	-2.55%

City of Chattanooga
Operational Budget - Department by Account
Fiscal Year 2021

Row Labels	Actual FY19	Budget FY20	Proposed FY21	Inc (Dec) Proposed vs. Budget	% Change
720000 - Travel Expense Parent (721000-729999)					
721101 - Out-of-town Mileage	-	400	400	-	0.00%
721102 - Transportation	-	1,050	800	(250)	-23.81%
721103 - Auto Rental	405	425	-	(425)	-100.00%
721201 - Hotels	763	1,850	1,100	(750)	-40.54%
721202 - Meals	170	600	350	(250)	-41.67%
721301 - Registration Fees	1,298	1,600	700	(900)	-56.25%
721302 - Other Travel Expenses	121	130	65	(65)	-50.00%
720000 - Travel Expense Parent (721000-729999) Total	2,757	6,055	3,415	(2,640)	-43.60%
730000 - Vehicle Operating Expense Parent (731000-739999)					
731102 - Gasoline	903	3,100	3,100	-	0.00%
731204 - Vehicle Parts & Supplies	-	-	200	200	0.00%
731301 - Car Wash	36	50	50	-	0.00%
731401 - Fleet Leased Vehicle	8,015	10,000	6,970	(3,030)	-30.30%
731402 - Fleet Daily Rental	1,507	-	-	-	0.00%
730000 - Vehicle Operating Expense Parent (731000-739999) Total	10,461	13,150	10,320	(2,830)	-21.52%
740000 - Insurance, Claims, Damages Parent (741000-749999)					
742503 - Fidelity & Surety Bonds	-	500	500	-	0.00%
740000 - Insurance, Claims, Damages Parent (741000-749999) Total	-	500	500	-	0.00%
780000 - Other Expenses Parent (781000-789999)					
781301 - Fees, Licenses, & Permits	-	400	400	-	0.00%
781309 - Technology Cost	3,680	3,674	2,312	(1,362)	-37.07%
780000 - Other Expenses Parent (781000-789999) Total	3,680	4,074	2,712	(1,362)	-33.43%
Operating Expenses Total	28,169	39,102	31,695	(7,407)	-18.94%
A2 - Judges Total	1,008,307	1,059,075	1,073,479	14,404	1.36%
1100 Total	1,008,307	1,059,075	1,073,479	14,404	1.36%

City of Chattanooga
Operational Budget - Dept by Offer
Fiscal Year 2021

Row Labels	Actual FY19	Budget FY20	Proposed FY21	Inc (Dec) Proposed vs. Budget	% Change
1100					
A3 - City Attorney					
City Attorney's Office Operations	1,565,233	1,742,857	1,709,716	(33,141)	-1.90%
A3 - City Attorney Total	1,565,233	1,742,857	1,709,716	(33,141)	-1.90%
1100 Total	1,565,233	1,742,857	1,709,716	(33,141)	-1.90%



City of Chattanooga
Operational Budget - Cost Center Summary
Fiscal Year 2021

Row Labels	Actual FY19	Budget FY20	Proposed FY21	Inc (Dec) Proposed vs. Budget	% Change
1100					
A3 - City Attorney					
A00301 - City Attorney Operations	1,533,075	1,712,857	1,684,716	(28,141)	-1.64%
A00302 - Records Retention Management	32,158	30,000	25,000	(5,000)	-16.67%
A3 - City Attorney Total	1,565,233	1,742,857	1,709,716	(33,141)	-1.90%
1100 Total	1,565,233	1,742,857	1,709,716	(33,141)	-1.90%



City of Chattanooga
Operational Budget - Department by Account Type
Fiscal Year 2021

Row Labels				Inc (Dec)	
	Actual FY19	Budget FY20	Proposed FY21	Proposed vs. Budget	% Change
1100					
A3 - City Attorney					
600000 - Salaries Parent (601000-609999)	905,106	1,042,735	1,039,798	(2,937)	-0.28%
610000 - Fringe Benefits Parent (611000-619999)	413,945	552,772	544,328	(8,444)	-1.53%
700000 - Services Parent (701000-709999)	177,322	68,237	55,737	(12,500)	-18.32%
710000 - Materials & Supplies Parent (711000-719999)	50,810	58,073	52,480	(5,593)	-9.63%
720000 - Travel Expense Parent (721000-729999)	3,314	4,150	6,700	2,550	61.45%
730000 - Vehicle Operating Expense Parent (731000-739999)	3,863	5,850	3,038	(2,812)	-48.07%
740000 - Insurance, Claims, Damages Parent (741000-749999)	-	500	50	(450)	-90.00%
770000 - Capital Outlay Parent (771000-779999)	470	-	-	-	0.00%
780000 - Other Expenses Parent (781000-789999)	10,403	10,540	7,585	(2,955)	-28.04%
A3 - City Attorney Total	1,565,233	1,742,857	1,709,716	(33,141)	-1.90%
1100 Total	1,565,233	1,742,857	1,709,716	(33,141)	-1.90%



City of Chattanooga
Operational Budget - Department by Account
Fiscal Year 2021

Row Labels	Actual FY19	Budget FY20	Proposed FY21	Inc (Dec) Proposed vs. Budget	% Change
1100					
A3 - City Attorney					
.Personnel Expenses					
600000 - Salaries Parent (601000-609999)					
601101 - Regular Employees	762,560	1,045,345	1,075,633	30,288	2.90%
601102 - Temporary Staffing	2,138	-	-	-	0.00%
601199 - Budget - Attrition (Salary)	-	(12,000)	(42,000)	(30,000)	250.00%
601201 - Overtime	555	-	-	-	0.00%
601202 - Compensatory Time	375	-	-	-	0.00%
602105 - Cellphone Allowance	1,380	1,440	1,440	-	0.00%
602301 - Personal Leave	79,406	-	-	-	0.00%
602303 - Final Leave Payout	51,844	-	-	-	0.00%
602304 - Longevity	4,125	7,950	4,725	(3,225)	-40.57%
602308 - Bereavement Pay	1,280	-	-	-	0.00%
602309 - Holiday Pay	1,443	-	-	-	0.00%
600000 - Salaries Parent (601000-609999) Total	905,106	1,042,735	1,039,798	(2,937)	-0.28%
610000 - Fringe Benefits Parent (611000-619999)					
611101 - FICA (OASDI)	50,911	59,744	61,011	1,267	2.12%
611102 - Medicare	12,718	14,641	15,037	396	2.70%
611199 - Budget - Attrition (Benefits)	-	(8,000)	(28,000)	(20,000)	250.00%
611201 - General Pension	174,175	223,828	239,967	16,139	7.21%
611206 - Other Post-employment Benefits (OPEB)	69,183	86,160	87,995	1,835	2.13%
611301 - Hospitalization	88,342	155,388	145,968	(9,420)	-6.06%
611302 - Life Insurance Benefit	816	1,650	1,160	(490)	-29.70%
611303 - Long-Term Disability	1,612	2,561	2,375	(186)	-7.26%
611304 - Health Savings Accounts	2,708	-	-	-	0.00%
611402 - Employee Health Savings Acct	180	-	-	-	0.00%
611403 - On-site Medical Program	13,300	16,800	18,816	2,016	12.00%
610000 - Fringe Benefits Parent (611000-619999) Total	413,945	552,772	544,328	(8,444)	-1.53%
.Personnel Expenses Total	1,319,051	1,595,507	1,584,126	(11,381)	-0.71%
Operating Expenses					
700000 - Services Parent (701000-709999)					
701103 - Consultant Fees	116,667	-	-	-	0.00%
701109 - Legal Services	36	5,000	1,000	(4,000)	-80.00%
702221 - IT Maintenance	6,869	7,922	7,922	-	0.00%
702225 - IT Maintenance - Licensing	48	-	-	-	0.00%
702226 - IT Maintenance - Hosting	5,770	5,280	5,800	520	9.85%
703206 - Air Cards	408	340	408	68	20.00%
704108 - Office Machine Rental	5,586	4,722	4,722	-	0.00%
704201 - Advertising	3,334	4,000	3,700	(300)	-7.50%
704210 - Printing	446	-	445	445	0.00%
704211 - Court Costs	(200)	-	-	-	0.00%
704219 - Property Appraisals	-	73	50	(23)	-31.51%
704306 - Dues	2,410	4,000	2,500	(1,500)	-37.50%
704309 - Meeting Expense	164	700	500	(200)	-28.57%
704310 - Local Mileage	373	50	250	200	400.00%
704313 - Recording Documents	106	-	150	150	0.00%
704319 - Parking	33	100	50	(50)	-50.00%
704402 - Unallocated Purchasing Card Expense	299	-	-	-	0.00%
704501 - Freight, Express & Drayage	800	250	250	-	0.00%
704502 - Postage	1,122	2,500	1,500	(1,000)	-40.00%
704503 - Warehouse Storage and Delivery	32,158	30,000	25,000	(5,000)	-16.67%

City of Chattanooga
Operational Budget - Department by Account
Fiscal Year 2021

Row Labels	Actual FY19	Budget FY20	Proposed FY21	Inc (Dec) Proposed vs. Budget	% Change
704601 - Local Registration Fees	810	2,500	1,000	(1,500)	-60.00%
704602 - Training Costs	-	500	400	(100)	-20.00%
704603 - Tuition & Books	-	250	-	(250)	-100.00%
704705 - Credit Card Use Charge	83	50	90	40	80.00%
700000 - Services Parent (701000-709999) Total	177,322	68,237	55,737	(12,500)	-18.32%
710000 - Materials & Supplies Parent (711000-719999)					
711106 - Library Supplies	46,219	52,273	47,000	(5,273)	-10.09%
711107 - Newspapers	240	200	200	-	0.00%
711109 - Office Supplies & Stationery	2,375	5,000	3,500	(1,500)	-30.00%
711110 - Technology Accessories & Supplies	-	-	150	150	0.00%
711111 - Printer Toner Cartridges	1,877	500	1,500	1,000	200.00%
714117 - Food & Ice	69	100	100	-	0.00%
714122 - Kitchen & Dining Room Supplies	30	-	30	30	0.00%
710000 - Materials & Supplies Parent (711000-719999) Total	50,810	58,073	52,480	(5,593)	-9.63%
720000 - Travel Expense Parent (721000-729999)					
721101 - Out-of-town Mileage	-	250	1,000	750	300.00%
721102 - Transportation	408	500	500	-	0.00%
721103 - Auto Rental	156	-	-	-	0.00%
721201 - Hotels	1,050	1,500	3,000	1,500	100.00%
721202 - Meals	350	300	500	200	66.67%
721301 - Registration Fees	1,350	1,500	1,500	-	0.00%
721302 - Other Travel Expenses	-	100	200	100	100.00%
720000 - Travel Expense Parent (721000-729999) Total	3,314	4,150	6,700	2,550	61.45%
730000 - Vehicle Operating Expense Parent (731000-739999)					
731102 - Gasoline	219	600	250	(350)	-58.33%
731203 - Vehicle Labor	2,057	-	-	-	0.00%
731204 - Vehicle Parts & Supplies	142	-	-	-	0.00%
731301 - Car Wash	-	50	-	(50)	-100.00%
731401 - Fleet Leased Vehicle	1,445	5,000	2,788	(2,212)	-44.24%
731402 - Fleet Daily Rental	-	200	-	(200)	-100.00%
730000 - Vehicle Operating Expense Parent (731000-739999) Total	3,863	5,850	3,038	(2,812)	-48.07%
740000 - Insurance, Claims, Damages Parent (741000-749999)					
742503 - Fidelity & Surety Bonds	-	500	50	(450)	-90.00%
740000 - Insurance, Claims, Damages Parent (741000-749999) Total	-	500	50	(450)	-90.00%
770000 - Capital Outlay Parent (771000-779999)					
772109 - Office Furniture	470	-	-	-	0.00%
770000 - Capital Outlay Parent (771000-779999) Total	470	-	-	-	0.00%
780000 - Other Expenses Parent (781000-789999)					
781301 - Fees, Licenses, & Permits	3,600	4,000	3,000	(1,000)	-25.00%
781309 - Technology Cost	6,440	6,440	4,335	(2,105)	-32.69%
782201 - Awards	363	100	250	150	150.00%
780000 - Other Expenses Parent (781000-789999) Total	10,403	10,540	7,585	(2,955)	-28.04%
Operating Expenses Total	246,182	147,350	125,590	(21,760)	-14.77%
A3 - City Attorney Total	1,565,233	1,742,857	1,709,716	(33,141)	-1.90%
1100 Total	1,565,233	1,742,857	1,709,716	(33,141)	-1.90%

City of Chattanooga
 Operational Budget - Dept by Offer
 Fiscal Year 2021

Row Labels	Actual FY19	Budget FY20	Proposed FY21	Inc (Dec) Proposed vs. Budget	% Change
1100					
A4 - Internal Audit					
Comprehensive Internal Audit Services	664,854	729,608	721,088	(8,520)	-1.17%
A4 - Internal Audit Total	664,854	729,608	721,088	(8,520)	-1.17%
1100 Total	664,854	729,608	721,088	(8,520)	-1.17%



City of Chattanooga
Operational Budget - Cost Center Summary
Fiscal Year 2021

Row Labels	Actual FY19	Budget FY20	Proposed FY21	Inc (Dec) Proposed vs. Budget	% Change
1100					
A4 - Internal Audit					
A00401 - Internal Audit	664,854	729,608	721,088	(8,520)	-1.17%
A4 - Internal Audit Total	664,854	729,608	721,088	(8,520)	-1.17%
1100 Total	664,854	729,608	721,088	(8,520)	-1.17%



City of Chattanooga
Operational Budget - Department by Account Type
Fiscal Year 2021

Row Labels				Inc (Dec)	
	Actual FY19	Budget FY20	Proposed FY21	Proposed vs. Budget	% Change
1100					
A4 - Internal Audit					
600000 - Salaries Parent (601000-609999)	409,619	432,027	431,565	(462)	-0.11%
610000 - Fringe Benefits Parent (611000-619999)	197,179	216,871	217,093	222	0.10%
700000 - Services Parent (701000-709999)	26,621	50,425	42,295	(8,130)	-16.12%
710000 - Materials & Supplies Parent (711000-719999)	11,242	10,800	12,000	1,200	11.11%
720000 - Travel Expense Parent (721000-729999)	11,368	14,610	14,610	-	0.00%
730000 - Vehicle Operating Expense Parent (731000-739999)	12	-	-	-	0.00%
770000 - Capital Outlay Parent (771000-779999)	5,349	-	-	-	0.00%
780000 - Other Expenses Parent (781000-789999)	3,464	4,875	3,525	(1,350)	-27.69%
A4 - Internal Audit Total	664,854	729,608	721,088	(8,520)	-1.17%
1100 Total	664,854	729,608	721,088	(8,520)	-1.17%



City of Chattanooga
Operational Budget - Department by Account
Fiscal Year 2021

Row Labels	Actual FY19	Budget FY20	Proposed FY21	Inc (Dec) Proposed vs. Budget	% Change
1100					
A4 - Internal Audit					
.Personnel Expenses					
600000 - Salaries Parent (601000-609999)					
601101 - Regular Employees	365,835	424,302	405,645	(18,657)	-4.40%
601103 - Part Time Employees	4,881	-	17,895	17,895	0.00%
602105 - Cellphone Allowance	3,540	3,600	3,600	-	0.00%
602301 - Personal Leave	31,599	-	-	-	0.00%
602303 - Final Leave Payout	239	-	-	-	0.00%
602304 - Longevity	3,525	4,125	4,425	300	7.27%
600000 - Salaries Parent (601000-609999) Total	409,619	432,027	431,565	(462)	-0.11%
610000 - Fringe Benefits Parent (611000-619999)					
611101 - FICA (OASDI)	23,969	24,537	24,446	(91)	-0.37%
611102 - Medicare	5,606	5,954	5,831	(123)	-2.07%
611201 - General Pension	80,299	87,959	93,706	5,747	6.53%
611206 - Other Post-employment Benefits (OPEB)	32,041	33,506	34,362	856	2.56%
611301 - Hospitalization	24,643	35,104	28,712	(6,392)	-18.21%
611302 - Life Insurance Benefit	385	759	420	(339)	-44.66%
611303 - Long-Term Disability	812	922	917	(5)	-0.54%
611304 - Health Savings Accounts	22,009	21,575	21,979	404	1.87%
611402 - Employee Health Savings Acct	1,515	555	-	(555)	-100.00%
611403 - On-site Medical Program	5,900	6,000	6,720	720	12.00%
610000 - Fringe Benefits Parent (611000-619999) Total	197,179	216,871	217,093	222	0.10%
.Personnel Expenses Total	606,798	648,898	648,658	(240)	-0.04%
Operating Expenses					
700000 - Services Parent (701000-709999)					
701103 - Consultant Fees	-	25,000	13,650	(11,350)	-45.40%
702221 - IT Maintenance	1,482	7,280	8,490	1,210	16.62%
702225 - IT Maintenance - Licensing	759	-	-	-	0.00%
704108 - Office Machine Rental	2,282	2,900	2,900	-	0.00%
704306 - Dues	3,912	3,435	3,435	-	0.00%
704309 - Meeting Expense	755	1,000	1,000	-	0.00%
704311 - Miscellaneous Services	710	-	-	-	0.00%
704312 - Other Contracted Service	3,119	-	-	-	0.00%
704319 - Parking	-	30	30	-	0.00%
704340 - Shredding and Recycling Services	33	90	90	-	0.00%
704502 - Postage	11,954	9,990	12,000	2,010	20.12%
704601 - Local Registration Fees	1,565	700	700	-	0.00%
704602 - Training Costs	50	-	-	-	0.00%
700000 - Services Parent (701000-709999) Total	26,621	50,425	42,295	(8,130)	-16.12%
710000 - Materials & Supplies Parent (711000-719999)					
711104 - Forms & Printed Material	6,191	4,800	6,000	1,200	25.00%
711108 - Periodicals, Publications	3,565	3,400	3,400	-	0.00%
711109 - Office Supplies & Stationery	1,486	1,800	1,800	-	0.00%
711110 - Technology Accessories & Supplies	-	500	500	-	0.00%
714117 - Food & Ice	-	300	300	-	0.00%
710000 - Materials & Supplies Parent (711000-719999) Total	11,242	10,800	12,000	1,200	11.11%
720000 - Travel Expense Parent (721000-729999)					
721101 - Out-of-town Mileage	-	60	60	-	0.00%
721102 - Transportation	3,048	2,100	2,100	-	0.00%

City of Chattanooga
Operational Budget - Department by Account
Fiscal Year 2021

Row Labels	Actual FY19	Budget FY20	Proposed FY21	Inc (Dec) Proposed vs. Budget	% Change
721201 - Hotels	3,610	4,400	4,400	-	0.00%
721202 - Meals	1,793	2,000	2,000	-	0.00%
721301 - Registration Fees	2,620	5,850	5,850	-	0.00%
721302 - Other Travel Expenses	297	200	200	-	0.00%
720000 - Travel Expense Parent (721000-729999) Total	11,368	14,610	14,610	-	0.00%
730000 - Vehicle Operating Expense Parent (731000-739999)					
731204 - Vehicle Parts & Supplies	12	-	-	-	0.00%
730000 - Vehicle Operating Expense Parent (731000-739999) Total	12	-	-	-	0.00%
770000 - Capital Outlay Parent (771000-779999)					
772109 - Office Furniture	1,547	-	-	-	0.00%
772111 - Computer Software under 15000	3,802	-	-	-	0.00%
770000 - Capital Outlay Parent (771000-779999) Total	5,349	-	-	-	0.00%
780000 - Other Expenses Parent (781000-789999)					
781301 - Fees, Licenses, & Permits	629	2,040	2,000	(40)	-1.96%
781309 - Technology Cost	2,760	2,755	1,445	(1,310)	-47.55%
782201 - Awards	75	80	80	-	0.00%
780000 - Other Expenses Parent (781000-789999) Total	3,464	4,875	3,525	(1,350)	-27.69%
Operating Expenses Total	58,056	80,710	72,430	(8,280)	-10.26%
A4 - Internal Audit Total	664,854	729,608	721,088	(8,520)	-1.17%
1100 Total	664,854	729,608	721,088	(8,520)	-1.17%

City of Chattanooga
Operational Budget - Dept by Offer
Fiscal Year 2021

Row Labels	Actual FY19	Budget FY20	Proposed FY21	Inc (Dec) Proposed vs. Budget	% Change
1100					
A5 - Information Technology					
DIT Main Operating	7,420,377	8,616,213	8,231,525	(384,688)	-4.46%
A5 - Information Technology Total	7,420,377	8,616,213	8,231,525	(384,688)	-4.46%
1100 Total	7,420,377	8,616,213	8,231,525	(384,688)	-4.46%



City of Chattanooga
Operational Budget - Cost Center Summary
Fiscal Year 2021

Row Labels	Actual FY19	Budget FY20	Proposed FY21	Inc (Dec) Proposed vs. Budget	% Change
1100					
A5 - Information Technology					
A00501 - Information Technology	7,420,377	8,616,213	8,231,525	(384,688)	-4.46%
A5 - Information Technology Total	7,420,377	8,616,213	8,231,525	(384,688)	-4.46%
1100 Total	7,420,377	8,616,213	8,231,525	(384,688)	-4.46%



City of Chattanooga
Operational Budget - Department by Account Type
Fiscal Year 2021

Row Labels				Inc (Dec)	
	Actual FY19	Budget FY20	Proposed FY21	Proposed vs. Budget	% Change
1100					
A5 - Information Technology					
600000 - Salaries Parent (601000-609999)	1,937,087	2,300,836	2,100,040	(200,796)	-8.73%
610000 - Fringe Benefits Parent (611000-619999)	1,028,899	1,320,537	1,223,918	(96,619)	-7.32%
700000 - Services Parent (701000-709999)	4,345,826	4,940,495	4,878,021	(62,474)	-1.26%
710000 - Materials & Supplies Parent (711000-719999)	5,883	7,900	6,020	(1,880)	-23.80%
720000 - Travel Expense Parent (721000-729999)	17,845	10,100	-	(10,100)	-100.00%
730000 - Vehicle Operating Expense Parent (731000-739999)	16,838	18,725	12,198	(6,527)	-34.86%
740000 - Insurance, Claims, Damages Parent (741000-749999)	35	-	35	35	0.00%
770000 - Capital Outlay Parent (771000-779999)	50,944	-	-	-	0.00%
780000 - Other Expenses Parent (781000-789999)	17,020	17,620	11,293	(6,327)	-35.91%
A5 - Information Technology Total	7,420,377	8,616,213	8,231,525	(384,688)	-4.46%
1100 Total	7,420,377	8,616,213	8,231,525	(384,688)	-4.46%



City of Chattanooga
Operational Budget - Department by Account
Fiscal Year 2021

Row Labels	Actual FY19	Budget FY20	Proposed FY21	Inc (Dec) Proposed vs. Budget	% Change
1100					
A5 - Information Technology					
.Personnel Expenses					
600000 - Salaries Parent (601000-609999)					
601101 - Regular Employees	1,614,754	2,363,056	2,344,255	(18,801)	-0.80%
601105 - Injured On Duty Pay	1,882	-	-	-	0.00%
601199 - Budget - Attrition (Salary)	-	(120,000)	(300,000)	(180,000)	150.00%
601201 - Overtime	5,522	10,000	10,000	-	0.00%
601202 - Compensatory Time	239	-	-	-	0.00%
602105 - Cellphone Allowance	17,420	17,280	16,560	(720)	-4.17%
602301 - Personal Leave	245,240	-	-	-	0.00%
602303 - Final Leave Payout	19,796	-	-	-	0.00%
602304 - Longevity	23,175	25,500	24,225	(1,275)	-5.00%
602306 - Call Back Pay	1,207	2,500	2,500	-	0.00%
602307 - On Call Pay	3,512	2,500	2,500	-	0.00%
602308 - Bereavement Pay	1,927	-	-	-	0.00%
602309 - Holiday Pay	2,413	-	-	-	0.00%
600000 - Salaries Parent (601000-609999) Total	1,937,087	2,300,836	2,100,040	(200,796)	-8.73%
610000 - Fringe Benefits Parent (611000-619999)					
611101 - FICA (OASDI)	112,890	139,182	137,740	(1,442)	-1.04%
611102 - Medicare	26,402	32,550	32,242	(308)	-0.95%
611199 - Budget - Attrition (Benefits)	-	(80,000)	(200,000)	(120,000)	150.00%
611201 - General Pension	389,474	507,575	541,230	33,655	6.63%
611206 - Other Post-employment Benefits (OPEB)	154,669	195,384	198,465	3,081	1.58%
611301 - Hospitalization	280,902	451,542	431,636	(19,906)	-4.41%
611302 - Life Insurance Benefit	2,277	4,961	3,009	(1,952)	-39.35%
611303 - Long-Term Disability	4,145	5,834	5,599	(235)	-4.03%
611304 - Health Savings Accounts	23,720	20,969	26,957	5,988	28.55%
611402 - Employee Health Savings Acct	1,320	540	-	(540)	-100.00%
611403 - On-site Medical Program	33,100	42,000	47,040	5,040	12.00%
610000 - Fringe Benefits Parent (611000-619999) Total	1,028,899	1,320,537	1,223,918	(96,619)	-7.32%
.Personnel Expenses Total	2,965,986	3,621,373	3,323,958	(297,415)	-8.21%
Operating Expenses					
700000 - Services Parent (701000-709999)					
701103 - Consultant Fees	18,064	20,000	-	(20,000)	-100.00%
701111 - IT Hosting & Managed Services	558,492	742,000	680,000	(62,000)	-8.36%
701208 - On-the-Job Injury Claims	6,288	-	-	-	0.00%
702204 - Contracted Repair Service	10,367	15,000	-	(15,000)	-100.00%
702222 - Cabling & Installation	7,072	-	-	-	0.00%
702225 - IT Maintenance - Licensing	1,044,870	977,032	1,079,311	102,279	10.47%
702226 - IT Maintenance - Hosting	396,425	525,000	580,000	55,000	10.48%
702227 - IT Maintenance - Support Maintenance	305,153	563,610	600,000	36,390	6.46%
703101 - Electricity	60,258	65,000	7,500	(57,500)	-88.46%
703102 - Natural Gas	1,309	1,000	1,000	-	0.00%
703103 - Water	678	800	800	-	0.00%
703109 - Sewer	543	630	1,100	470	74.60%
703206 - Air Cards	41,866	15,000	10,920	(4,080)	-27.20%
703207 - Digital Connectivity	1,041,312	1,189,000	1,089,000	(100,000)	-8.41%
704105 - Property Rental	164,214	164,213	169,140	4,927	3.00%
704108 - Office Machine Rental	3,975	4,300	4,200	(100)	-2.33%
704204 - Alarm Monitoring	1,892	2,200	-	(2,200)	-100.00%
704306 - Dues	2,193	1,500	1,500	-	0.00%

City of Chattanooga
Operational Budget - Department by Account
Fiscal Year 2021

Row Labels	Actual FY19	Budget FY20	Proposed FY21	Inc (Dec) Proposed vs. Budget	% Change
704309 - Meeting Expense	597	700	-	(700)	-100.00%
704310 - Local Mileage	175	-	-	-	0.00%
704312 - Other Contracted Service	7,161	-	-	-	0.00%
704315 - Waste Disposal	410	-	300	300	0.00%
704319 - Parking	42	-	2,800	2,800	0.00%
704340 - Shredding and Recycling Services	149	100	250	150	150.00%
704342 - IT Contracted Personnel	660,109	645,000	650,000	5,000	0.78%
704502 - Postage	399	70	200	130	185.71%
704601 - Local Registration Fees	661	340	-	(340)	-100.00%
704602 - Training Costs	11,152	8,000	-	(8,000)	-100.00%
700000 - Services Parent (701000-709999) Total	4,345,826	4,940,495	4,878,021	(62,474)	-1.26%
710000 - Materials & Supplies Parent (711000-719999)					
711109 - Office Supplies & Stationery	3,392	4,000	3,500	(500)	-12.50%
711110 - Technology Accessories & Supplies	2,491	3,000	2,500	(500)	-16.67%
714107 - Clothing	-	800	-	(800)	-100.00%
714144 - Batteries	-	100	20	(80)	-80.00%
710000 - Materials & Supplies Parent (711000-719999) Total	5,883	7,900	6,020	(1,880)	-23.80%
720000 - Travel Expense Parent (721000-729999)					
721101 - Out-of-town Mileage	284	1,500	-	(1,500)	-100.00%
721102 - Transportation	7,091	-	-	-	0.00%
721103 - Auto Rental	434	500	-	(500)	-100.00%
721201 - Hotels	6,242	2,450	-	(2,450)	-100.00%
721202 - Meals	1,089	1,000	-	(1,000)	-100.00%
721301 - Registration Fees	200	4,500	-	(4,500)	-100.00%
721302 - Other Travel Expenses	2,505	150	-	(150)	-100.00%
720000 - Travel Expense Parent (721000-729999) Total	17,845	10,100	-	(10,100)	-100.00%
730000 - Vehicle Operating Expense Parent (731000-739999)					
731102 - Gasoline	505	225	350	125	55.56%
731401 - Fleet Leased Vehicle	16,333	18,500	11,848	(6,652)	-35.96%
730000 - Vehicle Operating Expense Parent (731000-739999) Total	16,838	18,725	12,198	(6,527)	-34.86%
740000 - Insurance, Claims, Damages Parent (741000-749999)					
742402 - Building & Content Insurance	35	-	35	35	0.00%
740000 - Insurance, Claims, Damages Parent (741000-749999) Total	35	-	35	35	0.00%
770000 - Capital Outlay Parent (771000-779999)					
772109 - Office Furniture	2,349	-	-	-	0.00%
772111 - Computer Software under 15000	368	-	-	-	0.00%
772112 - Computer equipment under 5000	48,227	-	-	-	0.00%
770000 - Capital Outlay Parent (771000-779999) Total	50,944	-	-	-	0.00%
780000 - Other Expenses Parent (781000-789999)					
781309 - Technology Cost	17,020	17,020	10,693	(6,327)	-37.17%
782201 - Awards	-	600	600	-	0.00%
780000 - Other Expenses Parent (781000-789999) Total	17,020	17,620	11,293	(6,327)	-35.91%
Operating Expenses Total	4,454,391	4,994,840	4,907,567	(87,273)	-1.75%
A5 - Information Technology Total	7,420,377	8,616,213	8,231,525	(384,688)	-4.46%
1100 Total	7,420,377	8,616,213	8,231,525	(384,688)	-4.46%

City of Chattanooga
Operational Budget - Dept by Offer
Fiscal Year 2021

Row Labels	Actual FY19	Budget FY20	Proposed FY21	Inc (Dec) Proposed vs. Budget	% Change
1100					
A7 - Purchasing					
Procurement Services	911,420	949,995	960,084	10,089	1.06%
A7 - Purchasing Total	911,420	949,995	960,084	10,089	1.06%
1100 Total	911,420	949,995	960,084	10,089	1.06%



City of Chattanooga
Operational Budget - Cost Center Summary
Fiscal Year 2021

Row Labels	Actual FY19	Budget FY20	Proposed FY21	Inc (Dec) Proposed vs. Budget	% Change
1100					
A7 - Purchasing					
A00701 - Purchasing	911,420	949,995	960,084	10,089	1.06%
A7 - Purchasing Total	911,420	949,995	960,084	10,089	1.06%
1100 Total	911,420	949,995	960,084	10,089	1.06%



City of Chattanooga
Operational Budget - Department by Account Type
Fiscal Year 2021

Row Labels				Inc (Dec)	
	Actual FY19	Budget FY20	Proposed FY21	Proposed vs. Budget	% Change
1100					
A7 - Purchasing					
600000 - Salaries Parent (601000-609999)	526,906	534,859	541,748	6,889	1.29%
610000 - Fringe Benefits Parent (611000-619999)	321,768	334,950	361,232	26,282	7.85%
700000 - Services Parent (701000-709999)	46,952	65,203	47,925	(17,278)	-26.50%
710000 - Materials & Supplies Parent (711000-719999)	4,071	5,425	5,650	225	4.15%
720000 - Travel Expense Parent (721000-729999)	5,729	3,000	-	(3,000)	-100.00%
730000 - Vehicle Operating Expense Parent (731000-739999)	-	350	-	(350)	-100.00%
740000 - Insurance, Claims, Damages Parent (741000-749999)	-	-	100	100	0.00%
780000 - Other Expenses Parent (781000-789999)	5,994	6,208	3,429	(2,779)	-44.76%
A7 - Purchasing Total	911,420	949,995	960,084	10,089	1.06%
1100 Total	911,420	949,995	960,084	10,089	1.06%



City of Chattanooga
Operational Budget - Department by Account
Fiscal Year 2021

Row Labels	Actual FY19	Budget FY20	Proposed FY21	Inc (Dec) Proposed vs. Budget	% Change
1100					
A7 - Purchasing					
.Personnel Expenses					
600000 - Salaries Parent (601000-609999)					
601101 - Regular Employees	444,338	527,449	540,833	13,384	2.54%
601102 - Temporary Staffing	47	-	-	-	0.00%
601199 - Budget - Attrition (Salary)	-	-	(6,000)	(6,000)	0.00%
602105 - Cellphone Allowance	2,040	2,160	1,440	(720)	-33.33%
602301 - Personal Leave	57,821	-	-	-	0.00%
602303 - Final Leave Payout	16,777	-	-	-	0.00%
602304 - Longevity	5,025	5,250	5,475	225	4.29%
602308 - Bereavement Pay	546	-	-	-	0.00%
602309 - Holiday Pay	312	-	-	-	0.00%
600000 - Salaries Parent (601000-609999) Total	526,906	534,859	541,748	6,889	1.29%
610000 - Fringe Benefits Parent (611000-619999)					
611101 - FICA (OASDI)	29,836	30,180	30,501	321	1.06%
611102 - Medicare	7,010	1,958	7,138	5,180	264.56%
611199 - Budget - Attrition (Benefits)	-	-	(4,000)	(4,000)	0.00%
611201 - General Pension	104,221	113,088	124,840	11,752	10.39%
611206 - Other Post-employment Benefits (OPEB)	41,487	43,531	45,779	2,248	5.16%
611301 - Hospitalization	115,082	119,503	129,020	9,517	7.96%
611302 - Life Insurance Benefit	775	1,087	865	(222)	-20.42%
611303 - Long-Term Disability	1,159	1,316	1,316	-	0.00%
611304 - Health Savings Accounts	9,098	9,587	10,988	1,401	14.62%
611402 - Employee Health Savings Acct	-	300	-	(300)	-100.00%
611403 - On-site Medical Program	13,100	14,400	14,784	384	2.67%
610000 - Fringe Benefits Parent (611000-619999) Total	321,768	334,950	361,232	26,282	7.85%
.Personnel Expenses Total	848,674	869,809	902,980	33,171	3.81%
Operating Expenses					
700000 - Services Parent (701000-709999)					
702221 - IT Maintenance	114	8,000	900	(7,100)	-88.75%
702227 - IT Maintenance - Support Maintenance	48	-	-	-	0.00%
704108 - Office Machine Rental	1,626	1,800	1,800	-	0.00%
704201 - Advertising	41,718	47,000	42,400	(4,600)	-9.79%
704210 - Printing	-	-	300	300	0.00%
704306 - Dues	1,387	1,500	900	(600)	-40.00%
704307 - Employment Agencies	233	3,000	-	(3,000)	-100.00%
704309 - Meeting Expense	160	-	-	-	0.00%
704319 - Parking	203	203	-	(203)	-100.00%
704340 - Shredding and Recycling Services	80	150	75	(75)	-50.00%
704501 - Freight, Express & Drayage	15	-	1,300	1,300	0.00%
704502 - Postage	688	2,000	250	(1,750)	-87.50%
704602 - Training Costs	350	250	-	(250)	-100.00%
704603 - Tuition & Books	330	1,300	-	(1,300)	-100.00%
700000 - Services Parent (701000-709999) Total	46,952	65,203	47,925	(17,278)	-26.50%
710000 - Materials & Supplies Parent (711000-719999)					
711107 - Newspapers	354	325	350	25	7.69%
711109 - Office Supplies & Stationery	3,470	4,500	4,000	(500)	-11.11%
711110 - Technology Accessories & Supplies	35	-	-	-	0.00%
714117 - Food & Ice	212	600	300	(300)	-50.00%
714150 - Promotional Items	-	-	1,000	1,000	0.00%

City of Chattanooga
Operational Budget - Department by Account
Fiscal Year 2021

Row Labels	Actual FY19	Budget FY20	Proposed FY21	Inc (Dec) Proposed vs. Budget	% Change
710000 - Materials & Supplies Parent (711000-719999) Total	4,071	5,425	5,650	225	4.15%
720000 - Travel Expense Parent (721000-729999)					
721101 - Out-of-town Mileage	600	-	-	-	0.00%
721201 - Hotels	2,518	800	-	(800)	-100.00%
721202 - Meals	1,346	200	-	(200)	-100.00%
721301 - Registration Fees	1,230	2,000	-	(2,000)	-100.00%
721302 - Other Travel Expenses	35	-	-	-	0.00%
720000 - Travel Expense Parent (721000-729999) Total	5,729	3,000	-	(3,000)	-100.00%
730000 - Vehicle Operating Expense Parent (731000-739999)					
731402 - Fleet Daily Rental	-	350	-	(350)	-100.00%
730000 - Vehicle Operating Expense Parent (731000-739999) Total	-	350	-	(350)	-100.00%
740000 - Insurance, Claims, Damages Parent (741000-749999)					
742503 - Fidelity & Surety Bonds	-	-	100	100	0.00%
740000 - Insurance, Claims, Damages Parent (741000-749999) Total	-	-	100	100	0.00%
780000 - Other Expenses Parent (781000-789999)					
781301 - Fees, Licenses, & Permits	934	500	50	(450)	-90.00%
781309 - Technology Cost	5,060	5,508	3,179	(2,329)	-42.28%
782201 - Awards	-	200	200	-	0.00%
780000 - Other Expenses Parent (781000-789999) Total	5,994	6,208	3,429	(2,779)	-44.76%
Operating Expenses Total	62,746	80,186	57,104	(23,082)	-28.79%
A7 - Purchasing Total	911,420	949,995	960,084	10,089	1.06%
1100 Total	911,420	949,995	960,084	10,089	1.06%

City of Chattanooga
Operational Budget - Dept by Offer
Fiscal Year 2021

Row Labels	Actual FY19	Budget FY20	Proposed FY21	Inc (Dec) Proposed vs. Budget	% Change
1100					
A8 - 311 - Call Center					
311 Call Center	675,735	694,271	684,576	(9,695)	-1.40%
A8 - 311 - Call Center Total	675,735	694,271	684,576	(9,695)	-1.40%
1100 Total	675,735	694,271	684,576	(9,695)	-1.40%



City of Chattanooga
Operational Budget - Cost Center Summary
Fiscal Year 2021

Row Labels	Actual FY19	Budget FY20	Proposed FY21	Inc (Dec) Proposed vs. Budget	% Change
1100					
A8 - 311 - Call Center					
A00801 - 311 Call Center	675,735	694,271	684,576	(9,695)	-1.40%
A8 - 311 - Call Center Total	675,735	694,271	684,576	(9,695)	-1.40%
1100 Total	675,735	694,271	684,576	(9,695)	-1.40%



City of Chattanooga
Operational Budget - Department by Account Type
Fiscal Year 2021

Row Labels				Inc (Dec)	
	Actual FY19	Budget FY20	Proposed FY21	Proposed vs. Budget	% Change
1100					
A8 - 311 - Call Center					
600000 - Salaries Parent (601000-609999)	364,087	383,103	397,751	14,648	3.82%
610000 - Fringe Benefits Parent (611000-619999)	200,847	227,592	230,242	2,650	1.16%
700000 - Services Parent (701000-709999)	62,365	71,175	40,625	(30,550)	-42.92%
710000 - Materials & Supplies Parent (711000-719999)	20,608	3,050	8,650	5,600	183.61%
720000 - Travel Expense Parent (721000-729999)	2,133	3,600	3,600	-	0.00%
770000 - Capital Outlay Parent (771000-779999)	20,175	-	-	-	0.00%
780000 - Other Expenses Parent (781000-789999)	5,520	5,751	3,708	(2,043)	-35.52%
A8 - 311 - Call Center Total	675,735	694,271	684,576	(9,695)	-1.40%
1100 Total	675,735	694,271	684,576	(9,695)	-1.40%



City of Chattanooga
Operational Budget - Department by Account
Fiscal Year 2021

Row Labels	Actual FY19	Budget FY20	Proposed FY21	Inc (Dec) Proposed vs. Budget	% Change
1100					
A8 - 311 - Call Center					
.Personnel Expenses					
600000 - Salaries Parent (601000-609999)					
601101 - Regular Employees	312,016	391,978	391,951	(27)	-0.01%
601105 - Injured On Duty Pay	202	-	-	-	0.00%
601199 - Budget - Attrition (Salary)	-	(12,600)	-	12,600	-100.00%
601201 - Overtime	2,637	400	2,500	2,100	525.00%
601202 - Compensatory Time	599	250	-	(250)	-100.00%
602301 - Personal Leave	42,148	-	-	-	0.00%
602303 - Final Leave Payout	269	-	-	-	0.00%
602304 - Longevity	2,850	3,075	3,300	225	7.32%
602309 - Holiday Pay	3,366	-	-	-	0.00%
600000 - Salaries Parent (601000-609999) Total	364,087	383,103	397,751	14,648	3.82%
610000 - Fringe Benefits Parent (611000-619999)					
611101 - FICA (OASDI)	21,309	22,517	22,654	137	0.61%
611102 - Medicare	4,984	5,266	5,303	37	0.70%
611199 - Budget - Attrition (Benefits)	-	(8,400)	-	8,400	-100.00%
611201 - General Pension	67,457	77,654	81,634	3,980	5.13%
611206 - Other Post-employment Benefits (OPEB)	26,672	29,891	29,937	46	0.15%
611301 - Hospitalization	62,548	81,283	71,361	(9,922)	-12.21%
611302 - Life Insurance Benefit	542	666	675	9	1.35%
611303 - Long-Term Disability	760	913	854	(59)	-6.46%
611304 - Health Savings Accounts	5,415	5,622	5,728	106	1.88%
611402 - Employee Health Savings Acct	360	180	-	(180)	-100.00%
611403 - On-site Medical Program	10,800	12,000	12,096	96	0.80%
610000 - Fringe Benefits Parent (611000-619999) Total	200,847	227,592	230,242	2,650	1.16%
.Personnel Expenses Total	564,934	610,695	627,993	17,298	2.83%
Operating Expenses					
700000 - Services Parent (701000-709999)					
701208 - On-the-Job Injury Claims	1,464	-	-	-	0.00%
702227 - IT Maintenance - Support Maintenance	29,246	31,000	-	(31,000)	-100.00%
704108 - Office Machine Rental	1,829	2,000	2,000	-	0.00%
704304 - Contractual Personnel Services	14	25	25	-	0.00%
704306 - Dues	100	100	100	-	0.00%
704307 - Employment Agencies	15,761	37,000	37,000	-	0.00%
704310 - Local Mileage	-	150	150	-	0.00%
704340 - Shredding and Recycling Services	88	100	100	-	0.00%
704502 - Postage	64	150	150	-	0.00%
704601 - Local Registration Fees	-	150	100	(50)	-33.33%
704602 - Training Costs	13,799	500	1,000	500	100.00%
700000 - Services Parent (701000-709999) Total	62,365	71,175	40,625	(30,550)	-42.92%
710000 - Materials & Supplies Parent (711000-719999)					
711109 - Office Supplies & Stationery	5,998	750	1,000	250	33.33%
711110 - Technology Accessories & Supplies	9,562	1,500	3,500	2,000	133.33%
714107 - Clothing	686	500	750	250	50.00%
714117 - Food & Ice	424	300	300	-	0.00%
714138 - Flags Banners and Signage	439	-	600	600	0.00%
714150 - Promotional Items	3,499	-	2,500	2,500	0.00%
710000 - Materials & Supplies Parent (711000-719999) Total	20,608	3,050	8,650	5,600	183.61%

City of Chattanooga
Operational Budget - Department by Account
Fiscal Year 2021

Row Labels	Actual FY19	Budget FY20	Proposed FY21	Inc (Dec) Proposed vs. Budget	% Change
720000 - Travel Expense Parent (721000-729999)					
721102 - Transportation	555	1,000	1,000	-	0.00%
721201 - Hotels	1,116	1,500	1,500	-	0.00%
721202 - Meals	214	250	250	-	0.00%
721301 - Registration Fees	200	750	750	-	0.00%
721302 - Other Travel Expenses	48	100	100	-	0.00%
720000 - Travel Expense Parent (721000-729999) Total	2,133	3,600	3,600	-	0.00%
770000 - Capital Outlay Parent (771000-779999)					
772109 - Office Furniture	20,175	-	-	-	0.00%
770000 - Capital Outlay Parent (771000-779999) Total	20,175	-	-	-	0.00%
780000 - Other Expenses Parent (781000-789999)					
781309 - Technology Cost	5,520	5,511	3,468	(2,043)	-37.07%
782201 - Awards	-	240	240	-	0.00%
780000 - Other Expenses Parent (781000-789999) Total	5,520	5,751	3,708	(2,043)	-35.52%
Operating Expenses Total	110,801	83,576	56,583	(26,993)	-32.30%
A8 - 311 - Call Center Total	675,735	694,271	684,576	(9,695)	-1.40%
1100 Total	675,735	694,271	684,576	(9,695)	-1.40%

City of Chattanooga
Operational Budget - Agency Funding Summary
Fiscal Year 2021

Row Labels	Actual FY19	Budget FY20	Proposed FY21	Inc (Dec) Proposed vs. Budget	% Change
1100					
AA - Agencies	9,307,139	10,995,700	10,814,810	(180,890)	-1.65%
AQ - Quasi Agencies	12,077,152	12,540,712	12,562,487	21,775	0.17%
1100 Total	21,384,291	23,536,412	23,377,297	(159,115)	-0.68%
Economic Development Fund					
AA - Agencies	2,177,500	2,323,500	2,288,500	(35,000)	-1.51%
Economic Development Fund Total	2,177,500	2,323,500	2,288,500	(35,000)	-1.51%
Grand Total	23,561,791	25,859,912	25,665,797	(194,115)	-0.75%



City of Chattanooga
Operational Budget - Agency Funding Summary
Fiscal Year 2021

Row Labels	Actual FY19	Budget FY20	Proposed FY21	Inc (Dec) Proposed vs. Budget	% Change
1100					
AA - Agencies					
AIM Center, Inc.	65,000	65,000	63,700	(1,300)	-2.00%
ArtsBuild	275,000	275,000	266,250	(8,750)	-3.18%
Bessie Smith Cultural Center	80,000	80,000	80,000	-	0.00%
Bethlehem Center	65,000	65,000	63,700	(1,300)	-2.00%
CADAS (Council for Alcohol and Drug Abuse Services, Inc.)	-	-	25,000	25,000	0.00%
Chambliss Center for Children	350,000	350,000	350,000	-	0.00%
Chattanooga Area Food Bank	-	10,000	-	(10,000)	-100.00%
Chattanooga Area Regional Transportation Authority	5,352,440	5,800,000	5,800,000	-	0.00%
Chattanooga Basketball	100,000	100,000	90,000	(10,000)	-10.00%
Chattanooga Design Studio	50,000	100,000	200,000	100,000	100.00%
Chattanooga Football Club Foundation	40,000	40,000	25,000	(15,000)	-37.50%
Chattanooga Goodwill Industries, Inc.	7,500	15,000	15,000	-	0.00%
Chattanooga Junior Golfers' Development Program	25,000	-	-	-	0.00%
Chattanooga Kids on The Block	20,000	20,000	-	(20,000)	-100.00%
Chattanooga Neighborhood Enterprise	689,249	705,000	705,000	-	0.00%
Chattanooga Regional Homeless Coalition	70,000	70,000	70,000	-	0.00%
Chattanooga Room in the Inn	25,000	25,000	24,000	(1,000)	-4.00%
Chattanooga State Community College	25,000	25,000	-	(25,000)	-100.00%
Children's Advocacy Center: Emmy Haney House	65,000	65,000	63,700	(1,300)	-2.00%
Community Foundation of Greater Chattanooga, Inc.	100,000	100,000	100,000	-	0.00%
Community Haven	-	-	10,000	10,000	0.00%
Convention and Visitors Bureau	100,000	100,000	80,000	(20,000)	-20.00%
Creative Discovery Museum	-	25,000	20,000	(5,000)	-20.00%
Family Promise of Greater Chattanooga	175,000	512,750	400,000	(112,750)	-21.99%
Friends of the Zoo, Inc.	18,750	20,000	20,000	-	0.00%
Girls Inc. of Chattanooga	110,000	91,000	82,000	(9,000)	-9.89%
green spaces	25,000	25,000	20,000	(5,000)	-20.00%
Habitat for Humanity of Greater Chattanooga Area	40,000	40,000	35,000	(5,000)	-12.50%
Helen Ross McNabb Center	77,500	62,000	60,760	(1,240)	-2.00%
Joe Johnson Mental Health	60,000	60,000	58,800	(1,200)	-2.00%
La Paz Chattanooga	50,000	50,000	49,000	(1,000)	-2.00%
LAUNCH	-	30,000	27,500	(2,500)	-8.33%
Lookout Mountain Conservancy	20,000	16,250	12,000	(4,250)	-26.15%
Orange Grove Center	106,000	106,000	106,000	-	0.00%
Partnership for Families, Children and Adults, Inc.	65,000	65,000	63,700	(1,300)	-2.00%
Signal Centers, Inc.	275,000	1,025,000	1,025,000	-	0.00%
TechTown Foundation, Inc.	40,000	40,000	-	(40,000)	-100.00%
Tennessee Golf Foundation	-	25,000	24,000	(1,000)	-4.00%
The Speech and Hearing Center	67,700	67,700	67,700	-	0.00%
United Way of Greater Chattanooga	460,000	500,000	500,000	-	0.00%
Urban League of Greater Chattanooga	120,000	132,000	132,000	-	0.00%
WTCI	93,000	93,000	80,000	(13,000)	-13.98%
AA - Agencies Total	9,307,139	10,995,700	10,814,810	(180,890)	-1.65%
AQ - Quasi Agencies					
Air Pollution Control Bureau	270,820	270,820	270,820	-	0.00%
Chattanooga Public Library	6,545,000	6,791,034	6,791,034	-	0.00%
Hamilton County Government - MOU	1,923,301	2,061,286	2,083,061	21,775	1.06%
Heritage Hall Fund	74,725	79,266	79,266	-	0.00%
Human Services	1,259,643	1,334,643	1,334,643	-	0.00%
Regional Planning Agency	2,003,663	2,003,663	2,003,663	-	0.00%
AQ - Quasi Agencies Total	12,077,152	12,540,712	12,562,487	21,775	0.17%
1100 Total	21,384,291	23,536,412	23,377,297	(159,115)	-0.68%

City of Chattanooga
Operational Budget - Agency Funding Summary
Fiscal Year 2021

Row Labels	Actual FY19	Budget FY20	Proposed FY21	Inc (Dec) Proposed vs. Budget	% Change
Economic Development Fund					
AA - Agencies					
Carter Street Corporation	200,000	200,000	200,000	-	0.00%
Chattanooga Chamber Foundation	525,000	525,000	525,000	-	0.00%
Enterprise Center	1,327,500	1,423,500	1,408,500	(15,000)	-1.05%
Public Educ. Foundation	25,000	75,000	75,000	-	0.00%
Thrive	100,000	100,000	80,000	(20,000)	-20.00%
AA - Agencies Total	2,177,500	2,323,500	2,288,500	(35,000)	-1.51%
Economic Development Fund Total	2,177,500	2,323,500	2,288,500	(35,000)	-1.51%
Grand Total	23,561,791	25,859,912	25,665,797	(194,115)	-0.75%

City of Chattanooga
Operational Budget -Agencies by Offer
Fiscal Year 2021

Row Labels	Actual FY19	Budget FY20	Proposed FY21	Inc (Dec) Proposed vs. Budget	% Change
1100					
AA - Agencies					
AIM Center, Inc.					
AIM Center Adult Literacy	65,000	10,000	-	(10,000)	-100.00%
AIM Center Supported Employment	-	55,000	63,700	8,700	15.82%
AIM Center, Inc. Total	65,000	65,000	63,700	(1,300)	-2.00%
ArtsBuild					
Building a Stronger Community through the Arts	275,000	225,000	225,000	-	0.00%
Smarter Students through Arts Education	-	50,000	41,250	(8,750)	-17.50%
ArtsBuild Total	275,000	275,000	266,250	(8,750)	-3.18%
Bessie Smith Cultural Center					
Building Community Through Arts & Culture	80,000	50,000	-	(50,000)	-100.00%
Creating Change through Arts, Culture, and History	-	-	50,000	50,000	0.00%
Enriching Lives with Cultural and Educational Access	-	30,000	-	(30,000)	-100.00%
Inspiring the Youth through Arts, Culture and History	-	-	30,000	30,000	0.00%
Bessie Smith Cultural Center Total	80,000	80,000	80,000	-	0.00%
Bethlehem Center					
Impact1! Ex-Offender Training and Development	65,000	50,000	-	(50,000)	-100.00%
Impact1! Workforce Development	-	-	63,700	63,700	0.00%
The Bethlehem Center - Read to Lead Academy	-	15,000	-	(15,000)	-100.00%
Bethlehem Center Total	65,000	65,000	63,700	(1,300)	-2.00%
CADAS (Council for Alcohol and Drug Abuse Services, Inc.)					
CADAS Substance Abuse Treatment	-	-	25,000	25,000	0.00%
CADAS (Council for Alcohol and Drug Abuse Services, Inc.) Total	-	-	25,000	25,000	0.00%
Chambliss Center for Children					
Investing in the Education of At-risk Children	350,000	350,000	350,000	-	0.00%
Chambliss Center for Children Total	350,000	350,000	350,000	-	0.00%
Chattanooga Area Food Bank					
Emergency Food Box Program	-	10,000	-	(10,000)	-100.00%
Chattanooga Area Food Bank Total	-	10,000	-	(10,000)	-100.00%
Chattanooga Area Regional Transportation Authority					
Chattanooga Area regional Transportation Authority	5,352,440	5,800,000	5,800,000	-	0.00%
Chattanooga Area Regional Transportation Authority Total	5,352,440	5,800,000	5,800,000	-	0.00%
Chattanooga Basketball					
Chattanooga Basketball	100,000	100,000	90,000	(10,000)	-10.00%
Chattanooga Basketball Total	100,000	100,000	90,000	(10,000)	-10.00%
Chattanooga Design Studio					
Chattanooga Design Studio	50,000	100,000	200,000	100,000	100.00%
Chattanooga Design Studio Total	50,000	100,000	200,000	100,000	100.00%
Chattanooga Football Club Foundation					
Operation Get Active	40,000	40,000	25,000	(15,000)	-37.50%
Chattanooga Football Club Foundation Total	40,000	40,000	25,000	(15,000)	-37.50%

City of Chattanooga
Operational Budget -Agencies by Offer
Fiscal Year 2021

Row Labels	Actual FY19	Budget FY20	Proposed FY21	Inc (Dec) Proposed vs. Budget	% Change
Chattanooga Goodwill Industries, Inc.					
Furniture Bank	7,500	5,000	5,000	-	0.00%
Walk-in Program	-	10,000	10,000	-	0.00%
Chattanooga Goodwill Industries, Inc. Total	7,500	15,000	15,000	-	0.00%
Chattanooga Junior Golfers' Development Program					
Chattanooga Junior Golfers' Development Program	25,000	-	-	-	0.00%
Chattanooga Junior Golfers' Development Program Total	25,000	-	-	-	0.00%
Chattanooga Kids on The Block					
Making the Right Choices: Prescription Drugs and Mental Health	20,000	8,000	-	(8,000)	-100.00%
Personal Safety/Healthy Living	-	12,000	-	(12,000)	-100.00%
Chattanooga Kids on The Block Total	20,000	20,000	-	(20,000)	-100.00%
Chattanooga Neighborhood Enterprise					
CNE Loan Servicing	689,249	170,000	-	(170,000)	-100.00%
CNE's Affordable Housing, Resident Engagement, and Loan Servicing	-	535,000	705,000	170,000	31.78%
Chattanooga Neighborhood Enterprise Total	689,249	705,000	705,000	-	0.00%
Chattanooga Regional Homeless Coalition					
Cold Weather Homeless Shelter	70,000	70,000	70,000	-	0.00%
Chattanooga Regional Homeless Coalition Total	70,000	70,000	70,000	-	0.00%
Chattanooga Room in the Inn					
Transitional Housing	25,000	25,000	24,000	(1,000)	-4.00%
Chattanooga Room in the Inn Total	25,000	25,000	24,000	(1,000)	-4.00%
Chattanooga State Community College					
Bridges to Success ESL Program	25,000	25,000	-	(25,000)	-100.00%
Chattanooga State Community College Total	25,000	25,000	-	(25,000)	-100.00%
Children's Advocacy Center: Emmy Haney House					
Children's Advocacy Center Therapy & Forensic Interviewing	65,000	65,000	63,700	(1,300)	-2.00%
Children's Advocacy Center: Emmy Haney House Total	65,000	65,000	63,700	(1,300)	-2.00%
Community Foundation of Greater Chattanooga, Inc.					
Together We Can College Scholarship	100,000	100,000	-	(100,000)	-100.00%
Together We Can-College Access and Success	-	-	100,000	100,000	0.00%
Community Foundation of Greater Chattanooga, Inc. Total	100,000	100,000	100,000	-	0.00%
Community Haven					
Feed the Community	-	-	10,000	10,000	0.00%
Community Haven Total	-	-	10,000	10,000	0.00%
Convention and Visitors Bureau					
IRONMAN	100,000	100,000	80,000	(20,000)	-20.00%
Convention and Visitors Bureau Total	100,000	100,000	80,000	(20,000)	-20.00%
Creative Discovery Museum					
Early Childhood STEAM Academy	-	25,000	20,000	(5,000)	-20.00%
Creative Discovery Museum Total	-	25,000	20,000	(5,000)	-20.00%

City of Chattanooga
Operational Budget -Agencies by Offer
Fiscal Year 2021

Row Labels	Actual FY19	Budget FY20	Proposed FY21	Inc (Dec) Proposed vs. Budget	% Change
Family Promise of Greater Chattanooga					
Flexible Housing Fund	175,000	400,000	400,000	-	0.00%
Veterans Emergency Shelter Program	-	112,750	-	(112,750)	-100.00%
Family Promise of Greater Chattanooga Total	175,000	512,750	400,000	(112,750)	-21.99%
Friends of the Zoo, Inc.					
Chattanooga Zoo: Community Engagement	18,750	20,000	20,000	-	0.00%
Friends of the Zoo, Inc. Total	18,750	20,000	20,000	-	0.00%
Girls Inc. of Chattanooga					
Dollars, Sense, and Me & Media Smarts; Economic & Media Lit	110,000	5,000	-	(5,000)	-100.00%
Early Literacy Bookworm Club	-	40,000	-	(40,000)	-100.00%
Expansion of Early Literacy Bookworm Club (Adding Club Lit(eracy) for 4th	-	-	45,000	45,000	0.00%
Girls Inc. Summer Camps With Transportation	-	-	16,000	16,000	0.00%
Road to College & Career Success: Future Ready	-	8,000	-	(8,000)	-100.00%
Spring and Fall Break Girls Inc. Camps	-	8,000	-	(8,000)	-100.00%
STEAM TechKnow Girl Club	-	30,000	21,000	(9,000)	-30.00%
Girls Inc. of Chattanooga Total	110,000	91,000	82,000	(9,000)	-9.89%
green spaces					
Build It Green - Construction Workforce Development Program	25,000	10,000	10,000	-	0.00%
Empower Chattanooga	-	15,000	10,000	(5,000)	-33.33%
green spaces Total	25,000	25,000	20,000	(5,000)	-20.00%
Habitat for Humanity of Greater Chattanooga Area					
Affordable Housing and Neighborhood Development for Low-Income Citiz	40,000	40,000	35,000	(5,000)	-12.50%
Habitat for Humanity of Greater Chattanooga Area Total	40,000	40,000	35,000	(5,000)	-12.50%
Helen Ross McNabb Center					
HRMC Inidgent Mental Health Care	77,500	10,000	10,000	-	0.00%
HRMC Mitchell Home	-	17,000	17,000	-	0.00%
HRMC Project BASIC	-	15,000	13,760	(1,240)	-8.27%
Trauma Informed Therapy	-	20,000	20,000	-	0.00%
Helen Ross McNabb Center Total	77,500	62,000	60,760	(1,240)	-2.00%
Joe Johnson Mental Health					
Intensive Criminal Justice Case Management	60,000	60,000	58,800	(1,200)	-2.00%
Joe Johnson Mental Health Total	60,000	60,000	58,800	(1,200)	-2.00%
La Paz Chattanooga					
Latino Family Resource Center	50,000	25,000	-	(25,000)	-100.00%
Latinx Family Resource Center Expansion	-	-	49,000	49,000	0.00%
Promotores de Salud - Early Childhood Development	-	25,000	-	(25,000)	-100.00%
La Paz Chattanooga Total	50,000	50,000	49,000	(1,000)	-2.00%
LAUNCH					
Entrepreneurship Training for Chattanooga Youth	-	-	27,500	27,500	0.00%
High School Entrepreneurship Program	-	30,000	-	(30,000)	-100.00%
LAUNCH Total	-	30,000	27,500	(2,500)	-8.33%
Lookout Mountain Conservancy					
Lookout Mountain Conservancy, Howard Intern Program	20,000	16,250	12,000	(4,250)	-26.15%
Lookout Mountain Conservancy Total	20,000	16,250	12,000	(4,250)	-26.15%

City of Chattanooga
Operational Budget -Agencies by Offer
Fiscal Year 2021

Row Labels	Actual FY19	Budget FY20	Proposed FY21	Inc (Dec) Proposed vs. Budget	% Change
Orange Grove Center					
Make Chattanooga the Most Inclusive City in America-Part Deux	106,000	106,000	106,000	-	0.00%
Orange Grove Center Total	106,000	106,000	106,000	-	0.00%
Partnership for Families, Children and Adults, Inc.					
Rape Crisis Center	65,000	65,000	63,700	(1,300)	-2.00%
Partnership for Families, Children and Adults, Inc. Total	65,000	65,000	63,700	(1,300)	-2.00%
Signal Centers, Inc.					
Baby University	-	750,000	700,000	(50,000)	-6.67%
Camp Signal	-	40,000	40,000	-	0.00%
Chattanooga Interagency Council on Homelessness	-		250,000	250,000	0.00%
Child Care WAGES	-	200,000	-	(200,000)	-100.00%
Signal Centers Adult Services	275,000	35,000	35,000	-	0.00%
Signal Centers, Inc. Total	275,000	1,025,000	1,025,000	-	0.00%
TechTown Foundation, Inc.					
Tech Workforce Program	40,000	40,000	-	(40,000)	-100.00%
TechTown Foundation, Inc. Total	40,000	40,000	-	(40,000)	-100.00%
Tennessee Golf Foundation					
The First Tee of Tennessee at Chattanooga	-	25,000	24,000	(1,000)	-4.00%
Tennessee Golf Foundation Total	-	25,000	24,000	(1,000)	-4.00%
The Speech and Hearing Center					
Enchancing Communication, Enriching Lives	67,700	67,700	67,700	-	0.00%
The Speech and Hearing Center Total	67,700	67,700	67,700	-	0.00%
United Way of Greater Chattanooga					
211 Coordinating Calls and Resource Services	460,000	35,000	35,000	-	0.00%
Chattanooga Early Learning Scholarships	-	100,000	100,000	-	0.00%
Chattanooga Mentoring Collective	-	25,000	25,000	-	0.00%
Senior Water Quality Fee Assistance Program	-	340,000	340,000	-	0.00%
United Way of Greater Chattanooga Total	460,000	500,000	500,000	-	0.00%
Urban League of Greater Chattanooga					
Big Nine Community and Cultural Development Initiative	120,000	25,000	32,000	7,000	28.00%
Chattanooga Alliance for Diverse Business Enterprise	-	100,000	100,000	-	0.00%
Women's Empowerment and Coding Center	-	7,000	-	(7,000)	-100.00%
Urban League of Greater Chattanooga Total	120,000	132,000	132,000	-	0.00%
WTCI					
City Council Broadcasts, Online, Promotion	93,000	75,000	80,000	5,000	6.67%
City of Chattanooga Services / Youth and Family Development and Educat	-	18,000	-	(18,000)	-100.00%
WTCI Total	93,000	93,000	80,000	(13,000)	-13.98%
AA - Agencies Total	9,307,139	10,995,700	10,814,810	(180,890)	-1.65%

City of Chattanooga
Operational Budget -Agencies by Offer
Fiscal Year 2021

Row Labels	Actual FY19	Budget FY20	Proposed FY21	Inc (Dec) Proposed vs. Budget	% Change
AQ - Quasi Agencies					
Air Pollution Control Bureau					
Air Quality Services	270,820	270,820	270,820	-	0.00%
Air Pollution Control Bureau Total	270,820	270,820	270,820	-	0.00%
Chattanooga Public Library					
Library Operations	6,545,000	6,766,034	6,791,034	25,000	0.37%
Library Service Plan Initiatives	-	25,000	-	(25,000)	-100.00%
Chattanooga Public Library Total	6,545,000	6,791,034	6,791,034	-	0.00%
Hamilton County Government - MOU					
General Government-Ham County MOU	1,923,301	2,061,286	2,083,061	21,775	1.06%
Hamilton County Government - MOU Total	1,923,301	2,061,286	2,083,061	21,775	1.06%
Heritage Hall Fund					
Heritage Hall	74,725	79,266	79,266	-	0.00%
Heritage Hall Fund Total	74,725	79,266	79,266	-	0.00%
Human Services					
Human Services Administration	1,259,643	1,334,643	1,334,643	-	0.00%
Human Services Total	1,259,643	1,334,643	1,334,643	-	0.00%
Regional Planning Agency					
Growing Forward	2,003,663	2,003,663	2,003,663	-	0.00%
Regional Planning Agency Total	2,003,663	2,003,663	2,003,663	-	0.00%
AQ - Quasi Agencies Total	12,077,152	12,540,712	12,562,487	21,775	0.17%
1100 Total	21,384,291	23,536,412	23,377,297	(159,115)	-0.68%

City of Chattanooga
Operational Budget -Agencies by Offer
Fiscal Year 2021

Row Labels	Actual FY19	Budget FY20	Proposed FY21	Inc (Dec) Proposed vs. Budget	% Change
Economic Development Fund					
AA - Agencies					
Carter Street Corporation					
Carter Street Corporation DBA Chattanooga Convention Center	200,000	200,000	200,000	-	0.00%
Carter Street Corporation Total	200,000	200,000	200,000	-	0.00%
Chattanooga Chamber Foundation					
Chattanooga Climbs 2020-21	450,000	450,000	450,000	-	0.00%
Chattanooga Marketing and Industrial Services	75,000	75,000	75,000	-	0.00%
Chattanooga Chamber Foundation Total	525,000	525,000	525,000	-	0.00%
Enterprise Center					
TEC Innovation District-Center	1,002,500	1,002,500	987,500	(15,000)	-1.50%
The Enterprise Center Digital Equity	325,000	421,000	421,000	-	0.00%
Enterprise Center Total	1,327,500	1,423,500	1,408,500	(15,000)	-1.05%
Public Educ. Foundation					
STEP-UP Chattanooga	25,000	75,000	75,000	-	0.00%
Public Educ. Foundation Total	25,000	75,000	75,000	-	0.00%
Thrive					
Reaching Beyond Today	100,000	100,000	80,000	(20,000)	-20.00%
Thrive Total	100,000	100,000	80,000	(20,000)	-20.00%
AA - Agencies Total	2,177,500	2,323,500	2,288,500	(35,000)	-1.51%
Economic Development Fund Total	2,177,500	2,323,500	2,288,500	(35,000)	-1.51%
Grand Total	23,561,791	25,859,912	25,665,797	(194,115)	-0.75%

FY21 Agency BFO Executive Summary

Agency Name	Results Area	Summary
AIM Center, Inc.	GE	<p>AIM Center Supported Employment FY21 Funded: \$63,700 FY20 Funded: \$55,000</p> <p>In FY2021 AIM Center aspires to increase employment rates for Chattanooga diagnosed with mental illness. Research shows that adults with mental illness who utilize Supported Employment (SE) services experience greater success securing and maintaining employment, thus improving quality of life. AIM Center implements two evidence-based SE models and has witnessed that employed members have fewer hospitalizations and incarcerations, feel empowered, and experience increased self-confidence. AIM Center will increase the number of employed Chattanooga through expanding the SE employer base as well as increasing awareness and utilization of SE services among previously unreached populations. Over FY2021 AIM Center will expand its network of employers by hosting quarterly Employer Fairs and through routine participation in the Chattanooga Area Employment Consortium. Furthermore, AIM Center will continue to invest in its employment program through staff and member trainings, twice monthly 'Employment Dinners' for members who are employed or are interested in employment, and wrap-around support services including prevocational training and supported education opportunities. Continued support from the City of Chattanooga will increase successful employment as well as stability in members' lives as they learn to successfully manage their mental illness. This collaboration will result in multiple levels of return on investment for Chattanooga: an increased tax-base, increased disposable income, a larger cadre of skilled and entry-level employees for local businesses, and decreased mental health-related hospitalizations and incarcerations.</p>
Air Pollution Control Bureau	GE	<p>Air Quality Services (Chattanooga-Hamilton County Air Pollution Control Bureau) FY21 Funded: \$270,820 FY20 Funded: \$270,820</p> <p>The Bureau offers to provide services that will ensure compliance with the Air Pollution Control Ordinance (Chattanooga City Code) to achieve and maintain levels of air quality which will protect human health and safety. By doing this, conditions will remain favorable for continuing economic growth in the City while providing an environment conducive to quality of life activities. This, in turn, will better position the City and its stakeholders to achieve the desired outcomes for "A Growing Economy." We will: Provide support for economic development activities with existing/new businesses; Provide expedited permitting to accommodate those businesses, including VW's expansion to produce electric SUV's in Chattanooga; Issue permits to industrial/commercial sources of air pollution in an expeditious manner; Respond to citizen complaints; Assist the City in improving blighted properties by determining asbestos regulatory requirements; Strive to assure that legal requirements are being met; Conduct inspections of permitted facilities; Initiate enforcement proceedings for violations; and Provide air monitoring service. The Bureau is the sole entity designated to carry out these responsibilities and is subject to oversight by both the Tennessee Air Pollution Control Board and the U.S. EPA, with which the Bureau has an annual work-plan with specific goals and objectives based on EPA national and regional priorities.</p>

FY21 Agency BFO Executive Summary

Agency Name	Results Area	Summary
ArtsBuild	GE	<p>Building a Stronger Community through the Arts (ArtsBuild) FY21 Funded: \$225,000 FY20 Funded: \$225,000</p> <p>ArtsBuild's mission is to build a stronger community through the arts. We do this by generating resources to invest in Chattanooga's arts and cultural assets; facilitating access to arts opportunities for people of all ages and backgrounds; cultivating creativity to enhance academic and personal growth; using the arts to strengthen the economic environment; and advocating for the role the arts play in our lives and in our community. ArtsBuild provides valuable operating support to twenty diverse arts organizations as well as financial support for dozens of local arts performances, programs, projects, festivals, and collaborations each year.</p> <p>ArtsBuild coordinates Chattanooga's annual July 3rd Pops on the River event in Coolidge Park. We support academic achievement through the integration of arts in education, and strive to ensure that everyone in Chattanooga, regardless of economic ability, has access to arts and cultural programs. We aim to make Chattanooga a vibrant place to live, work, and visit by nurturing our arts community. With the City of Chattanooga's partnership, we continue to serve as the City's official arts agency, as designated by ordinance 9365 in May 1990.</p>
ArtsBuild	SSSF	<p>Smarter Students Through Arts Education (ArtsBuild) FY21 Funded: \$41,250 FY20 Funded: \$50,000</p> <p>As the John F. Kennedy Center for the Performing Arts' Ensuring the Arts for Any Given Child Initiative's 26th site in the nation, ArtsBuild partners with the Department of Youth and Family Development, Hamilton County Schools, local arts organizations, UTC and the Kennedy Center to provide quality arts experiences for all Chattanooga elementary school students in grades 1-4 and increase student achievement in and through the arts by providing professional development in arts integration instruction strategies to K through 12th grade teachers.</p> <p>Imagine! (\$50,000). ArtsBuild's Imagine! Initiative provides all Hamilton County Schools elementary students (grades 1-4) opportunities to attend concerts and performances presented by Chattanooga arts organizations. These experiences are strategically organized to increase exposure to the arts and to enhance student learning. ArtsBuild pays for tickets and transportation as well as provides educational support materials focused on the creative process aligned to curriculum standards. Local Kennedy Center Workshops (\$10,000). Since 2003 ArtsBuild has partnered with Hamilton County Schools and the Kennedy Center's Partners in Education program to host a teacher professional development workshop series that focuses on the integration of the arts with literacy instruction. ArtsBuild will also partner with the Department of Youth and Family Development to provide workshops for Head Start teachers and recreation center staff.</p>

FY21 Agency BFO Executive Summary

Agency Name	Results Area	Summary
Bessie Smith Cultural Center	SSSF	<p>Inspiring the Youth through Arts, Culture and History (Bessie Smith Cultural Center) FY21 Funded: \$30,000 NEW OFFER</p> <p>Intrinsically linked to creativity and modern innovation, small museums and cultural centers must move beyond the walls of tradition to stay relevant and maintain sustainability. Not only are they "expected" to preserve their collections, but also to creatively engage and impact six (6) generations of visitors (The Greatest Generation, Silent Generation, Baby Boomers, Gen X, Gen Y, and Gen Z) in a meaningful and memorable way. The remaining status quo is no longer an option for even the smallest museum. And, an education platform geared to learning styles and content relevant for each generation must be embedded into the mission of the museum. Museums must explore partnerships and collaborative opportunities that allow them to not only invite local student participation but also provide how to achieve that involvement. The Bessie Smith Cultural Center provides historic preservation, education, art, entertainment and community events that appeal to people of all ages, races, and ethnicities: Offering culturally specific programs that engage the participation of both parents and youth ; Providing culturally relevant educational opportunities and activities for students in Hamilton County; Partner with other organizations that allow youth to express their creativity, learn from professional artists and build lasting relationships with their peers while creating art.</p> <p>The Bessie Smith Cultural Center's potential for revitalization demands a commitment to innovate programming and hire technical and creative professionals to lead the creative process. With potential funding from the City of Chattanooga, the Bessie Smith Cultural Center will be able to modernize and innovate its programming as well as hire a full-time Education Program Coordinator.</p>
Bessie Smith Cultural Center	SN	<p>Creating Change through Arts, Culture, and History (Bessie Smith Cultural Center) FY21 Funded: \$50,000 NEW OFFER</p> <p>Arts, culture and history are essential for building community, supporting development, nurturing health and well-being, and contributing to economic opportunity. Collectively, arts and culture enable understanding of the past and envisioning a shared, more equitable future.</p> <p>Bessie Smith Cultural Center (BSCC) is committed to leading significant change in the community by engaging various groups to help devise and carry out creative community-building programs. This will be accomplished by: Promoting interaction in a public place. The BSCC will provide a venue for people to meet and be exposed to a variety of neighbors drawing together people who would otherwise not be engaged in a constructive social activity; Increase civic participation through a celebration of multiple cultures. BSCC will host the Big 9 Roots Festival to showcase the community's rich and diverse cultural heritage; Fostering trust between participants thereby increasing their experience of collective civic engagement, which spurs participants to further collective action; Creating local and regional opportunities to spotlight culturally diverse programming that improve and enhance the quality of this community .</p> <p>Through potential funding provided by the City of Chattanooga, the Bessie Smith Cultural Center can provide more free community programs that create change in our community as well as provide space to other non-profit organizations and city departments to host community events at the Bessie Smith Cultural Center at low or no cost to the organization or city departments.</p>

FY21 Agency BFO Executive Summary

Agency Name	Results Area	Summary
Bethlehem Center	GE	<p>IMPACT1! Workforce Development (Bethlehem Center) FY21 Funded: \$63,700 NEW OFFER</p> <p>Chattanooga residents who are challenged by background issues or lack of education or experience are still finding it difficult to take advantage of the booming Chattanooga economy. The Impact1! Workforce Development program is a way for these individuals to initiate a career and/or enhance their career options. Coupled with our training and development piece, participants will engage in work projects where they learn more skills and earn income. The basic plan is to engage an average of 4 participants per week in light construction work for an average of 20 hours per week each, and pay them \$15.00 hour (total \$ annually to trainees = \$60,000). In the meantime, our experience has shown that exposure to opportunities at that level leads to expanded opportunities in construction and other fields.</p> <p>In the past 6 years we've seen participants go from basic construction skills to very advanced skills. Many have worked on multiple Impact1! projects over a number of years. Some have developed side businesses, and at least one has developed his own full-time business. Two participants have become team leaders over Impact1! projects and a third participant is being developed as a team leader at this time. Further, we partner with Green/Spaces and Hamilton Co Schools to develop increasingly larger and more diverse groups of individuals. The budget for this proposal will provide partial income for team leaders as well as part-time income for participants.</p>
Bicentennial Library	SSSF	<p>Library Operations FY21 Funded: \$6,791,034 FY20 Funded: \$6,766,034</p> <p>This request covers the operating costs for the Library and continues to build on our mission of being the community's catalyst for lifelong learning by providing access to books, media, electronic resources, public computers, emerging technologies, professional assistance, and valuable programming regardless of income or status.</p> <p>We maintain 5 unique branches that are strategically located throughout the City where we provide access to programs and materials; we also serve as locations for community meetings, job skills training, and classroom instruction. We partner with local community organizations, and support small businesses, startups, and entrepreneurs. We continue to ensure every student enrolled in the Hamilton County School System, regardless of residency, is eligible for a free Library Card.</p> <p>In FY'21 we will greatly increase our ability to deliver on the Library and City missions in unique ways by adding a social work staff member to deliver specialized information services to the underserved system-wide. In opening the Avondale Branch in FY20 we identified a need for an additional full-time staff person to maintain an appropriate staffing level. Lastly, we will add a seasonal, part-time summer intern to the Avondale Branch staff.</p> <p>In FY'19 we circulated over one million, one hundred thousand print and digital items, and we are seeking an additional \$500,000 for our materials budget in order to meet growing public demand. The Library is dedicated to building Smarter Students and Stronger Families.</p>
CADAS (Council for Alcohol and Drug Abuse Services, Inc.)	SS	<p>CADAS Substance Abuse Treatment (Council for Alcohol and Drug Abuse Services, Inc.) FY21 Funded: \$25,000 NEW OFFER</p> <p>We are pleased to submit this proposal to the City of Chattanooga for \$100,000 in substance abuse treatment services for the citizens of Chattanooga. CADAS has been providing a full comprehensive continuum of services for over 50 years. CADAS was established in 1964 by a group of Chattanooga businessmen and clergy and recognized by the IRS as a tax-exempt organization (501c3) in June 1965. CADAS is accredited by the Joint Commission, offering the highest standards in this industry. CADAS serves approximately 2500 clients annually with an annual budget of roughly 9.4 million, and employees approximately 127 employees and 5 independent contract staff. Our mission is to deliver the highest quality treatment, prevention and education services to the chemically dependent, their families and the community at large regardless of their ability to pay.</p>

FY21 Agency BFO Executive Summary

Agency Name	Results Area	Summary
Carter Street Corporation	GE	<p>Carter Street Corporation Operating Support (Carter Street Corporation) FY21 Funded: \$200,000 (Economic Development Fund) FY20 Funded: \$200,000 (Economic Development Fund)</p> <p>The Convention Center offers the City's only large-capacity venue for national, regional, and state conventions and events, enabling the City to attract out of town visitors and increase economic growth across multiple sectors of the city. With 100,000 square feet of column-free exhibit space, 21 meeting rooms, and 19,000 square feet of divisible ballroom space on one level, the Convention Center combines incomparable service, modern amenities and a prime location to make events unforgettable. Each year, the facility attracts more than 65,000 out-of-town delegates, 35-40 large conventions and trade shows, and 360-400 local events that have a combined direct economic impact of \$35-40 million through visitor spending in hotels, restaurants, and local retail.</p> <p>Our goal is to remain a first-class convention destination, bringing in diverse, out-of-town convention delegates to increase economic investment in Chattanooga and Hamilton County and ensure optimal retail and hospitality employment rates.</p>
Chambliss Center for Children	SSSF	<p>Investing in the Education of At-Risk Children (Chambliss Center for Children) FY21 Funded: \$350,000 FY20 Funded: \$350,000</p> <p>We are requesting your help to provide high-quality early childhood education to at-risk children throughout our community. In addition to our main campus in Brainerd and our five sites located throughout the City, we are also planning two expansion projects for the next year. One of those will be right here on our main campus (District 5), and the other will be outside Eastgate mall (District 6). The two projects will increase the number of children that we can serve by approximately 190 children with 40 additional staff members.</p> <p>It is impossible for low-income families to pay for the actual cost of high-quality early childhood education and still be able to afford food, shelter, and transportation. This puts quality childcare out of reach for many of our citizens which is often a barrier to employment and to self-sufficiency. Additionally, through early education and care, we can equip children with the skills they need to succeed in school and in life. The positive outcomes are countless! We look forward to working together in making sure ALL children in our great city have access to high-quality early learning.</p>
Chattanooga Area Regional Transportation Authority	SN	<p>Public Transportation (Chattanooga Area Regional Transportation Authority) FY21 Funded: \$5,800,000 FY20 Funded: \$5,800,000</p> <p>CARTA is requesting financial assistance for its core operations: fixed bus route service and complementary demand response paratransit service (Care-A-Van). The majority of CARTA's riders, approximately 83%, are dependent on public transportation. The increase in the funding request is due to a budgeted 3.0% wage increase and related increases in FICA and pension expense.</p> <p>CARTA's pre-submission request was for a 3% increase-\$6,100,000 to cover a 3% wage increase and related fringe. The additional 3% of \$174,000 is for health insurance. Included in the \$6,100,000 pre-submission request is a 5% increase in insurance rates, however, CARTA has been quoted a 13% increase for insurance. CARTA is still in the process of working with our insurer and will need to negotiate with ATU Local 1212 to change some of the benefits included in the plan. The additional amount has been included in this initial budget request. Once we have completed our negotiations, CARTA will be able to adjust the amount to what is agreed upon with the union. In the past, CARTA has been fortunate that this insurer has over the last few years provided two rate locks and two 3% increases</p>

FY21 Agency BFO Executive Summary

Agency Name	Results Area	Summary
Chattanooga Basketball	SSSF	<p>Chattanooga Basketball - Education Through Athletics FY21 Funded: \$90,000 FY20 Funded: \$100,000</p> <p>Chattanooga Basketball is an educational program that uses competitive basketball as a hook for student participation in literacy initiatives, life skills classes, and parent education with the ultimate goal of improving the lives of area student-athletes and their families through the opportunity to attend and graduate from college. Beginning with elementary school student athletes and continuing through high school, the focus of the program is on reading at or above grade level, exemplary school performance and attendance, and using the sport of basketball for life skills development. The A, B, C's of Chattanooga Basketball are Academics, Basketball, and Character development. The goal is straightforward: all 300 participants will gain admission to post-secondary education, graduate, and become strong contributors to our community.</p> <p>Chattanooga Basketball has student athletes from virtually every school and neighborhood in Hamilton County and the surrounding area. Students practice regularly at Youth and Family Development Centers, attend literacy and tutoring sessions, and travel to tournaments around the country becoming aware of a world much bigger than the Chattanooga streets. The girls division (Tennessee Xtreme)and the boys division (Chattanooga Elite Basketball) have achieved great success including a 100% high school graduation rate and 99% college attendance rate.</p>
Chattanooga Chamber Foundation	GE	<p>Chattanooga Climbs (Chattanooga Chamber Foundation) FY21 Funded: \$450,000 (Economic Development Fund) FY20 Funded: \$450,000 (Economic Development Fund)</p> <p>The Chamber's previous job creation strategy, Chattanooga CAN DO, focused on recruiting new business, retaining existing businesses, supporting startups and building a strong workforce. From 2003 through November 2019, the Chamber's cumulative successes have resulted in 168 economic development projects directly assisted by the Chamber team, creating almost 25,000 new jobs, with a combined capital investment of almost \$5 billion. The Chattanooga Chamber Foundation recently announced Chattanooga Climbs, a 5-year plan to advance economic and talent development that grew out of the community-wide visioning of Velocity2040.</p> <p>The four key strategies of Chattanooga Climbs include: We will become future ready. This means ensuring all our residents gain the skills for productive careers and a high quality of life, including what are known as new economy skills; We will create economic mobility for all to ensure that every resident thrives. That means empowering residents to seek high-quality jobs, jobs that are accessible to all; We will lead Gig City wins. This means we will encourage accelerated entrepreneurial momentum to drive economic growth through startups and small businesses; We will create an inclusive economy, led by collaborative leaders. The plan includes expanding open conversations within our community to encourage civic engagement opportunities among all residents.</p>

FY21 Agency BFO Executive Summary

Agency Name	Results Area	Summary
Chattanooga Chamber Foundation	GE	<p>Chattanooga Marketing and Industrial Services (Chattanooga Chamber Foundation) FY21 Funded: \$75,000 (Economic Development Fund) FY20 Funded: \$75,000 (Economic Development Fund)</p> <p>The Chattanooga Chamber is intensively focused on marketing Chattanooga regionally, nationally and internationally as a desirable environment to launch, locate, relocate and grow businesses in a wide variety of economy sectors. Intentional efforts to diversify our industry sectors rather than relying on organic growth provides improved business stability that protects Chattanooga's economy during the inevitable times of cyclical economic downturns.</p> <p>Chattanooga's citizens directly benefit from our efforts through resulting job creation, improved earning opportunities, training and retraining availability, as well as increased capital investments in business and industrial property that drives increased commercial tax payments to support city services. The Chamber, in partnership with the City of Chattanooga, leverages our extensive national and international media contacts to secure introductions and interviews that translate directly into earned media coverage of Chattanooga as a premier location for talent acquisition, business startups, innovation, advanced manufacturing and technology development.</p> <p>In addition, the Chamber provides critical support services to the City in working with development prospects to recruit projects, handle information requests, track progress toward goals, provide reports to City Council and manage the Foreign Trade Zone.</p>
Chattanooga Design Studio	GE	<p>Chattanooga Design Studio FY21 Funded: \$200,000 FY20 Funded: \$100,000</p> <p>This offer is for \$325,000 to support the mission of the Chattanooga Design Studio. CDS is an independent nonprofit urban design resource for Chattanooga. We see our role as multidimensional: to educate the public on issues concerning urban design, offer design and research services to private and public entities, and provide programs for the professional design community. Everything built within our communities resulted because of planning and design. Today, cities across the country are finding that when communities focus on efforts that reinforce public life, they can address the large banner issues that communities worldwide are concerned about. We now know that the design of the physical form of our communities has a direct correlation to our physical and mental well-being. We also know that the process by which improvements are designed need to be more inclusive and reach a diverse background of voices. In every endeavor CDS is guided by our belief that excellent urban design is accomplished through public education and an inclusive approach to planning and design. Our collaborative approach brings together developers, community groups, design professionals, politicians and regulators to discuss the public realm. Engaging these various groups insures that the work we produce is an organizational framework for growing economy, helps provide safer streets and supports efforts to provide stronger neighborhoods. We're proficient in getting the conversation started and maintaining critical collaboration on public and private projects. As an organization which educates and advocates for quality interaction of the public and private realms, our work aims to improve the quality of life for all. This means our work has a focus on human qualities of Chattanooga that seek to find improvement of material well being; physical well-being; interpersonal relationships; emotional and personal development.</p>

FY21 Agency BFO Executive Summary

Agency Name	Results Area	Summary
Chattanooga Football Club Foundation	SSSF	<p>Operation Get Active (Chattanooga Football Club Foundation) FY21 Funded: \$25,000 FY20 Funded: \$40,000</p> <p>The mission of the Chattanooga Football Club Foundation is to engage and empower the community through soccer. Our flagship youth program is Operation Get Active (OGA), a health initiative launched in spring 2016 that uses the game of soccer to encourage youth to live active and healthy lifestyles. Since its inception, OGA has served over 3,500 children aged 6-12 from 23 Hamilton County public schools, ten City of Chattanooga Youth and Family Development Centers, nonprofit centers for individuals with disabilities. Most of our program participants come from low-income, urban, and ethnic minority backgrounds. City funding will support OGA programming at 12 YFD centers, impacting at least 700 children via a 7-week summer session. Led by a minimum of two trained OGA coaches, sessions are an hour and a half long and are held two hours once per week during the summer. For the summer session, we will host an end-of-season tournament at Finley Stadium for the community and our participants.</p> <p>We will also provide coach training for all participating YFD staff. This training, United Soccer Coaches 4v4, teaches coaches how to provide age-appropriate activities around a 4v4 game structure. Further, new for the upcoming summer is the inclusion of trauma-informed training in partnership with WeCoach, which will equip YDF staff and coaches with the knowledge and techniques to serve as trauma-informed coach-mentors to young people. We look forward to continuing our ongoing, successful partnership with the City of Chattanooga's Department of Youth and Family Development.</p>
Chattanooga Goodwill Industries, Inc.	GE	<p>Walk-in Program (Chattanooga Goodwill Industries, Inc) FY21 Funded: \$10,000 FY20 Funded: \$10,000</p> <p>Chattanooga Goodwill Industries, Inc's Work Training Program would like to partner with the City to offer Core Competency (soft skills training) , financial literacy, nutrition, literacy, and digital learning skills to the residents of Chattanooga with an emphasis on services to the Building Stable Lives Neighborhoods as assessed by the United Way. The soft skills training consist of up to ten weeks of on the job training under the supervision of a job coach concentrating on soft skills such as showing up to work on time, working at an appropriate pace, keeping the work area clean and neat, working as a team member, working with a supervisor etc.</p> <p>Concurrently, the participant is given The Adult Basic Education Exam (TABE) those person not scoring at eighth grade level on reading and comprehension exam will be placed in literacy classes. Participants will also be tested and placed in appropriate digital learning classes if this option is chosen. Participants will also participate in financial literacy and nutrition classes. Participants are paid minimum wage while participating in the training. Paying a wage provides an incentive to stay in the program while giving the participant an income.</p> <p>When the ten week training is completed, participants will participate in Job Readiness Training where they will learn job interviewing techniques, how to do job searches, and will be assisted in creating their resume. After Job Readiness is completed, they will be assisted in securing employment by a Placement Counselor which results in a higher wage.</p>

FY21 Agency BFO Executive Summary

Agency Name	Results Area	Summary
Chattanooga Goodwill Industries, Inc.	SN	<p>Furniture Bank (Chattanooga Goodwill Industries, Inc.) FY21 Funded: \$5,000 FY20 Funded: \$5,000</p> <p>The Furniture Bank is the only service of its type in our area. The Furniture Bank serves as an ancillary service to 28 case management partner agencies. Among the partner agencies is the City of Chattanooga Homeless Healthcare and the City of Chattanooga Homeless Coalition. The Furniture Bank takes donations of new and gently used furniture, cleans and repairs it as needed. The furniture is then given out to persons in need of furniture. Persons who receive furniture must be referred by one of the 28 501C3 case management agencies. Persons who receive furniture usually fall into these categories: homeless in the street, homeless in a shelter, first time renter, fleeing domestic violence, suffered from a fire, flood, vermin infestation or other disaster.</p> <p>The furniture Bank enables a space to become a stable home. It is hard to get up every morning and go to school or work if you are sleeping on the floor. The Furniture Bank provides a warm and cozy bed. The furniture Bank strives to give its participants the furniture needed to make their living space a home. Each family receives a bed for each member of the household, a chest of drawers for each member, a living room sofa, love seat, or chairs, and a dining table and chairs. If other items are available such as end tables, coffee tables, lamps, dishes, pot and pans, and nick knacks the participant may select those items as well. Each person is given a private appointment to come to the Furniture Bank and select from the items in stock. The participant must provide their own truck to pick-up the furniture. This is a once in a life time service. The Furniture Bank also keeps furniture out of the landfill. Chattanooga Goodwill Industries, Inc. keeps approximately 10,000,000 pounds out of the landfill each year. This saves the City of Chattanooga approximately \$421, 320 a year in landfill and disposal cost. The Furniture Bank keeps approximately 90 tons of Furniture out of the landfill each year.</p>
Chattanooga Neighborhood Enterprise	SN	<p>CNE’s Affordable Housing, Resident Engagement, and Loan Servicing (Chattanooga Neighborhood Enterprise) FY21 Funded: \$705,000 FY20 Funded: \$535,000</p> <p>Chattanooga Neighborhood Enterprise has historically operated as an extension of the City's Economic and Community Development Department, partnering to execute its community revitalization, affordable housing and loan servicing efforts. CNE operates the City's down payment and home improvement loan programs and provides pre-purchase counseling and financial education to promote homeownership. CNE builds stronger neighborhoods through its development of mixed-income (income restricted and market rate) communities, providing both rental and single-family homes. Integral to this process, CNE fosters resident leadership by focusing civic engagement activities on neighborhood revitalization projects.</p> <p>In FY21, CNE will:</p> <ol style="list-style-type: none"> 1. Pilot a small grant program that incentivizes 20 residents to implement tools that positively impact neighborhood revitalization that can be replicated throughout the city; 2. Reduce blight of twelve homes, six through the City's home improvement program and six through CNE's resources; 3. Generate \$8.47M in new investment in Ridgedale, Highland Park and E. MLK through the development of 113 new rental housing units, generating an annual return of approximately \$172,000 in new taxes for the City and County; 4. Create fifty-seven (57) income restricted affordable housing units in Ridgedale, Highland Park and MLK (4 units at 50% AMI, 16 units at 60% AMI, 37 units at 80% AMI); 5. 135 individuals report that they improved their financial wellbeing (improved credit scores, increased savings, reduced debt, homeownership); 6. Maximize income on the City's \$8.3M loan portfolio by keeping loan delinquencies below or on par with FHA industry standards (10.65%).

FY21 Agency BFO Executive Summary

Agency Name	Results Area	Summary
Chattanooga Regional Homeless Coalition	SN	<p>Cold Weather Homeless Shelter (Chattanooga Regional Homeless Coalition) FY21 Funded: \$70,000 FY20 Funded: \$70,000</p> <p>The funding request is to cover the personnel, security, and operational costs of the Cold Weather Shelter for people experiencing homelessness during winters months in the Chattanooga region. The shelter is open each year from December to March. It is operated in partnership with the Chattanooga Community Kitchen. The shelter provides a warm, safe space for Chattanooga's citizens experiencing homelessness to escape the life threatening winter weather conditions. It is a low-barrier shelter and needed to prevent deaths due to the harsh winter elements. No other shelter of its kind exist in Chattanooga. A low barrier shelter removes as many preconditions to entry as possible.</p>
Chattanooga Room in the Inn	SN	<p>Transitional Housing (Chattanooga Room In the Inn) FY21 Funded: \$24,000 FY20 Funded: \$25,000</p> <p>Chronically homeless individuals cost taxpayers between \$30,000 to \$50,000 per year per individual according to the United States Interagency Council on Homelessness (USICH). A homeless individual in Chattanooga may cycle through hospital emergency rooms, jail, psychiatric institutions and/or detox programs, which all have a high price tag. In fact, taxpayers pay \$110 per day for a chronically homeless individual to NOT be housed. Chattanooga has a higher than average rate of people who are considered chronically homeless. In 2017s Point in Time Count, they make up 33% of the total homeless population while nationwide it is 15%.</p> <p>Chattanooga Room in the Inn (CRITI) seeks funding for its Transitional Housing program, which serves women and children experiencing homelessness and provides a safe and supportive place to live along with supplies in order to stabilize and take the steps necessary to move into permanent housing. The program has a strong focus on advocacy and engagement to build trusting relationships with participants while providing the resources to overcome barriers that have kept them from remaining housed in the past. The main goal of this program is to address the issues that led participants to CRITI and teach participants how to succeed afterwards. When women graduate from CRITI, they are more likely to remain permanently housed. 88% of program graduates since 2006 remain permanently housed to date without repeating episodes of homelessness. This has saved this community over \$2 million per year.</p>
Children's Advocacy Center: Emmy Haney House	SS	<p>The Children's Advocacy Center Therapy & Forensic Interviewing FY21 Funded: \$63,700 NEW OFFER</p> <p>The Children's Advocacy Center (CAC) provides a comprehensive path to healing for children who are victims of child sexual abuse. The CAC is the only agency in Chattanooga that provides a safe place for children to tell their stories and receive treatment for the after-effects of abuse. The CAC serves between 500-800 children annually. The CAC coordinates investigations of child sexual abuse working with the Chattanooga Police Department (CPD), the Department of Children's Services (DCS), and the District Attorney's Office. The CAC is the largest onsite partner at the Family Justice Center and that partnership supports families throughout Chattanooga to receive services at one location. Being co-located with the CPD, Special Victim's Unit allows for robust collaboration which results in quicker, complete services to families. A cornerstone of the CAC's 2019-2021 Strategic Plan to continue to provide support CPD to hold perpetrators accountable. The funding from the City would not only support services for victims, but it would support CAC's ability to coordinate a team that would help to take perpetrators off the streets. Another service that continues to expand with the CAC partnership with CPD is forensic interviews (FI) for children who are witnesses or victims of violent crimes. The CAC experts who speak to a child help CPD gather evidence.</p> <p>To provide these services to children who are victims of sexual abuse and violent crimes the CAC is asking for \$65,000 for the Forensic Interview Program.</p>

FY21 Agency BFO Executive Summary

Agency Name	Results Area	Summary
Community Foundation of Greater Chattanooga, Inc.	SSSF	<p>Together We Can - College Access and Success (Community Foundation of Greater Chattanooga, Inc.) FY21 Funded: \$100,000 FY20 Funded: \$100,000</p> <p>Together We Can (TWC) is a college access and success scholarship that focuses on our City's most financially vulnerable and/or first-generation college-bound students. This scholarship is open to graduating high school seniors attending a Hamilton County public school and reside in the City of Chattanooga. It is renewable for up to four-years (8 semesters) and the award ranges from \$1,000-\$3,000 depending on the recipients' college financial aid package.</p> <p>The TWC scholarship is much more meaningful than just providing our city's students with money for college (that sounds and feels very transactional); it provides them access to our Scholarship Director who provides guidance, encouragement and tough love as they learn to navigate the various hurdles of college as well as life; in addition, the Foundation assists with updating necessary annual financial aid forms and keeps students abreast of other opportunities (i.e. scholarships, summer internships, study abroad and co-op programs).</p> <p>This scholarship opportunity has been in existence since 1992 and we have been fortunate to learn from many of our students (current/college graduates) how meaningful this scholarship is/was to them and how it truly changed the trajectory of their lives.</p>
Community Haven	SN	<p>Feed the Community (Community Haven) FY21 Funded: \$10,000 NEW OFFER</p> <p>Community Haven is a community-based non-profit organization committed to creating opportunities that significantly impact thousands of Chattanooga's underserved residents. The organization purchased a 5-acre site in East Chattanooga to expand its operations to better implement its community initiatives. Our first 2 phases of development include refurbishing an office building and two athletic courts. We are currently refurbishing our office building, where we will design, plan and implement projects. Our move-in date is December 2019. It is the intent of this 2021 BFO request to use the office facility and outdoor courts to implement our Feed the Community program. We will implement the program at the site, as well as house a pantry to fulfill residents' emergency need for food. This program will also be open to train community youth on the value of giving back.</p> <p>Those living in underserved communities have numerous challenges in their daily lives, not the least of these is nutrition. Besides living in food deserts with limited access to fresh and healthy food choices, most low socio-economic and minority communities in Chattanooga also lack nutritional education. Community Haven's founders and board members have over 20 years of combined experience in feeding residents in the Alton Park, Westside and East Chattanooga communities. We are prepared to implement a professional Feed the Community program that focuses on nutritional education, healthy lifestyles and cultural choices, as well as leadership development.</p>

FY21 Agency BFO Executive Summary

Agency Name	Results Area	Summary
Convention and Visitors Bureau	GE	<p>IRONMAN (Convention and Visitors Bureau) FY21 Funded: \$80,000 FY20 Funded: \$100,000</p> <p>The IRONMAN initiative, brought to Chattanooga in 2014, is an example of how success and growth of the sports tourism economy happens only through community collaboration and investment. The following documentation best represents a special initiative that has an estimated annual economic impact of over \$14 million on our local economy. This impact is growing the economy by creating local entrepreneur opportunities, growing municipal sales & occupancy tax collections and increasing opportunity for capital investments within the overall hospitality industry in Chattanooga.</p> <p>IRONMAN brand association helps also grow our marketing brand as one of the best outdoor destinations in the world. In 2017, Chattanooga became the only city in the world to ever host a 70.3 IRONMAN, 70.3 IRONMAN Female World Championship, 70.3 IRONMAN Male World Championship and then two weeks later host a full distance (140.6 miles) IRONMAN Chattanooga. IRONMAN has had a positive impact on Chattanooga’s economy, brand and Chattanooga citizen’s quality of life.</p>
Creative Discovery Museum	SSSF	<p>Early Childhood STEAM Academy (Creative Discovery Museum) FY21 Funded: \$20,000 FY20 Funded: \$25,000</p> <p>Creative Discovery Museum (CDM) seeks to empower early childhood teachers to incorporate STEAM (Science, Technology, Education, Art, Math) education into their everyday curriculum. Early childhood educators are least confident about teaching science, yet STEAM activities are a critical part of early childhood experiences. There is a need for more content focused professional development opportunities for early childhood teachers, particularly training for STEAM. CDM will offer an Early Childhood STEAM Academy serving 20 Early Head Start, Head Start and community-based providers annually in best practices for early childhood STEAM education. Participants will attend 10 professional development workshops focused on a specific area of early childhood STEAM and will observe CDM teachers as they present model STEAM lesson at various sites. Following each workshop, participants will teach lessons at their sites using the concepts presented at the monthly workshop and offer a follow-up report to their cohort the next month. Monthly reports will evaluate the program's effectiveness. Participants will complete a final project before graduating from the Academy. An estimated 600 children will benefit directly from the Academy in year two, with this number growing exponentially over time.</p>
Enterprise Center	GE	<p>TEC Innovation District-Center (The Enterprise Center) FY21 Funded: \$987,500 (Economic Development Fund) FY20 Funded: \$1,002,500 (Economic Development Fund)</p> <p>The Enterprise Center will continue to unite people, organizations, and technology to build an advanced and inclusive future for our community, with a focus on equity, collaboration, economic mobility, and Smart City innovation.</p> <ol style="list-style-type: none"> 1. Innovation District - Focusing on implementation of the Innovation District Framework Plan, we continue work on public realm improvement, innovation economy supports, and people and programming. We are expanding outreach to those typically underserved/uninformed regarding resources and opportunities - including opportunities such as the Cybersecurity Competition, Bingo’s Market, and the Patten Porch project. Finally, TEC will create a working group of local/national partners to explore the creation of a signature national event, resulting in opportunities for participants to learn about the opportunities in Chattanooga and to bring ideas/solutions to Chattanooga. 2. Research and Application Development - The Chattanooga Smart Community Collaborative (CSCC) was formed in 2018 with representation from City and County Governments, EPB, UTC, TEC, Co.Lab, and Erlanger. CSCC cultivates an ecosystem of academia, industry, and community that apply innovative solutions to urban challenges in Chattanooga. As a part of this work, the CSCC has developed a Smart City testbed along ML King Blvd, utilizing a wide array of sensors and experimental wireless networks that allow cutting edge research, including innovative and ethical data collection and analysis. Initially focused on health care, transportation, and public safety, the eventual goal includes identifying and building new opportunities that improve quality of life for residents along with the building of new innovations and business opportunities within the city.

FY21 Agency BFO Executive Summary

Agency Name	Results Area	Summary
Enterprise Center	SSSF	<p>The Enterprise Center - Digital Inclusion FY21 Funded: \$421,000 (Economic Development Fund) FY20 Funded: \$421,000 (Economic Development Fund)</p> <p>The Enterprise Center supports economic mobility and improved quality of life through a focus on digital equity and inclusion, anchored by the Tech Goes Home (TGH) initiative, which facilitates access to internet connectivity, technology and digital education/skills training. We partner with schools, public libraries, churches, and other organizations across Hamilton County to offer free courses designed to help residents understand ways in which the Internet can positively impact their daily lives. Upon completion of the TGH course, participants have the option to purchase a new Chromebook or tablet for only \$50 and receive assistance in obtaining access to low-cost home Internet.</p> <p>We are requesting funds to continue growing the impact of our program, as well as expand services to specific populations. TGH is working with various organizations to offer specialized courses for early childhood educators, Spanish-speaking families, for the parents of nonverbal children, those who are blind or with low-vision, and those who are deaf or hard-of-hearing. TGH will also expand its Office Ready programming, where we focus on digital office skills with Google apps.</p> <p>The Enterprise Center is working to build long-term, sustainable and equitable economic growth for our entire community while leveraging technological assets in order to rapidly expand the scale, scope and modes of impact. As an increasing percentage of life takes place online, we must ensure that not just some, but all Chattanoogaans, can participate and fully engage in our increasingly digital world.</p>
Family Promise of Greater Chattanooga	SN	<p>Flexible Housing Fund (Family Promise of Greater Chattanooga) FY21 Funded: \$400,000 NEW OFFER</p> <p>Flexible Housing Fund Purpose: It is the intent of the Flexible Housing Fund to be used for a variety of circumstances that could present barriers to housing for people experiencing homelessness. This includes payment for back rent, current or back utility payments, moving costs, security deposits, and ongoing short-term rental assistance. It is the goal of the fund to provide just enough financial assistance to ensure successful outcomes for people exiting homelessness. Often financial assistance in our community is limited by the type of assistance it can provide. This fund seeks to supplement our existing resources and fill in where others can not.</p>
Friends of the Zoo, Inc.	SSSF	<p>Chattanooga Zoo: Community Engagement Initiative (Friends of the Zoo, Inc.) FY21 Funded: \$20,000 FY20 Funded: \$20,000</p> <p>The Chattanooga Zoo's Community Engagement Initiative seeks to leverage the unique resources of the Zoo to inspire and engage target populations of Chattanooga citizens including the special needs community, the Latino population, and senior citizens. This initiative incorporates programs including Dreamnight, Camp ZooAbility, GoFest!, and our Senior Safari outreach program as well as our partnerships with institutions such as La Paz. These programs provide recreational and educational opportunities while also promoting family time.</p> <p>Dreamnight- welcomes all with chronic illnesses, disabilities, or special needs along with their families or caregivers for free nights at the Zoo. These provide the opportunity for learning and recreation with other families who understand unique needs.</p> <p>Camp ZooAbility - summer camp for individuals with special needs. A partnership with the city's Therapeutic Recreation division, the Zoo hosts this camp for 2 weeks during the summer.</p> <p>GoFest! - in conjunction with the Mayor's office, this event is for disability resource awareness.</p> <p>Senior Safari outreach - Zoo staff visit senior organizations to provide enriching, educational content and live animal interactions. Kulture City certification - Sensory Inclusive certification in 2019 has placed sensory signage around the Zoo & also provides sensory bags to guests who request them. La Paz partnership - offered a 10% discount on general admission May through July and a 15% discount on any membership level August through October.</p>

FY21 Agency BFO Executive Summary

Agency Name	Results Area	Summary
Girls Inc. of Chattanooga	SSSF	<p>Expansion of Early Literacy Bookworm Club for 4th & 5th Grade (Girls Inc.) FY21 Funded: \$45,000 NEW OFFER</p> <p>"According to Chattanooga 2.0, research shows reading proficiency by third grade is the single most important predictor of high school graduation and career success, however, only 37% of kids across Hamilton County are reading at or above grade level. With 89% of girls participating in the Bookworm Club reading at or above grade level, Girls Inc. provides a proven literacy solution that (1) encourages an understanding of the importance of reading as an everyday life skill and (2) prepares our girls to be on grade reading level by the time they leave third grade. Girls Inc. also recognizes a critical need for literacy enrichment programs beyond 3rd grade. Girls Inc. Club LIT(eracy) provides a continuum for girls in 4th and 5th grade, building on their verbal and written communication skills, and promoting a love for reading through comprehension and fluency activities. Combined, the expansion of these programs will engage over sixty girls twice per week after school. Performance is measured through literacy and reading comprehension evaluation tools.</p> <p>While literacy is the main focus, Girls Inc. also prioritizes teaching critical life skills while also ensuring the social-emotional needs of the girls are being met. Collaborative partnerships with UTC, Chattanooga State, TVA, UNUM, and others to ensure that volunteers and mentors maximize the girl's experience. This funding will support the continuation of the successful afterschool programs at Shepherd and South Chattanooga YFDCs, as well as the center-based site located on Brainerd Road, AND the addition of 24 girls at East Ridge Elementary.</p>
Girls Inc. of Chattanooga	SSSF	<p>Girls Inc. Summer Camps With Transportation FY21 Funded: \$16,000 NEW OFFER</p> <p>Research shows that access to quality and affordable summer learning programs is a struggle for many low-income families. The YFDCs provide a safe, low-cost place for kids to go in the summer, but many YFDC sites reach capacity quickly and families are put on waiting lists. Girls Inc. (GIC) understands that cost is often a determining factor for many hard-working families when choosing where to send their girls. GIC proposes a solution by offering to waive summer camp fees for girls on the waiting lists whose families who can't afford to pay. GIC understands that transportation can also be a barrier and is committed to providing transportation options for families that need it. GIC will provide STEM and other themed summer camps at the center for up to 98 girls. Curriculums ensure the academic focus supports the girls' school-based learning, critical life skills are taught, and the social-emotional needs of the girls are being met. Each curriculum is designed to increase a girl's knowledge, teach a new skill, and improve attitudes and behaviors, each being measured in pre & post testing. Collaborative partnerships with UTC, Chattanooga State, TVA, UNUM, and others ensure that interactive activities, field trips, and mentors maximize the girls' experience. These programs have long-term community impact: they help close the achievement gap that exists between girls from low-income families and their more affluent peers and girls will perform better academically, be more confident, and will be equipped with the life skills needed to navigate gender, economic and social barriers.</p>

FY21 Agency BFO Executive Summary

Agency Name	Results Area	Summary
Girls Inc. of Chattanooga	SSSF	<p>STEAM TechKnow Girl Club (Girls Inc. of Chattanooga) FY21 Funded: \$21,000 FY20 Funded: \$30,000</p> <p>Women are under-represented in STEM, earning fewer than 20% of computer science and engineering degrees and comprising only 28% of the total STEM workforce. Stereotypes, gender biases, and lack of exposure to women in STEM fields contribute to the lack of girls pursuing these non-traditional careers. Though girls perform equally with their male peers in math and science, studies show that they lack confidence in these subjects. TechKnow Girl Club equips girls to master STEM subjects through a minimum of 35 hours of engaging hands-on exploration, fun group activities, and practical applications. Girls will apply the scientific method in interactive experiments promoting investigation, problem-solving, and critical thinking skills. The curriculum ensures the academic focus supports the girls school-based learning, critical life skills are taught, and the girl's social-emotional needs are being met. Collaborative partnerships with UTC, Chattanooga State, TVA, UNUM, and others ensure that volunteers and mentors maximize the girls experience. Funding will allow Girls Inc. to continue this successful afterschool program for 36 girls at various YFDCS sites, including Shepherd and Washington Hills. This program will have a long-term community impact as these 3rd-5th grade girls perform better academically, are confident in math and science, and acquire the skills needed to break barriers and see their potential in these non-traditional STEM careers.</p>
green spaces	GE	<p>Build it Green - Construction Workforce Development Program (Green Spaces) FY21 Funded: \$10,000 FY20 Funded: \$10,000</p> <p>According to the National Homebuilders Association, there are 800,000 fewer workers in the homebuilding industry now compared to in 2006 prior to the recession. With construction on the rise, there are jobs open especially in the subcontractor areas. Additionally, in the state of Tennessee, the average age of a construction worker is 41 with data showing there continues to be a lack of people entering the field creating a shortage of skilled labor. For every five individuals retiring from the industry, there is only one person replacing them.</p> <p>In 2018, green spaces launched a workforce development program in partnership with Build Me a World for at risk young adults preparing them for construction and energy services industry jobs. Build it Green aka BIG is a 12 week program where the trainees learn soft skills needed to become a productive employee along with learning weatherization, basic carpentry and home renovation skills. They are provided a small stipend with money management courses, hear from guest speakers from the community, construction and energy fields and perform community building projects like canvassing and teaching the energy savings classes. From our three past rounds, we graduated 38 individuals with 80% placement and retention in employment. We see this as a huge success when comparing our program to other workforce development programs that typically have graduation and retention rates in the 20% - 40%. Over 2020/2021 year, we will continue with 3 more rounds with the goal of 14 individuals per round.</p>

FY21 Agency BFO Executive Summary

Agency Name	Results Area	Summary
green spaces	SN	<p>Empower Chattanooga (green spaces) FY21 Funded: \$10,000 FY20 Funded: \$15,000</p> <p>According to the Department of Energy, low-income households spend an average of 15%-20% of their income on energy bills, whereas energy burdens above 6% are typically considered unaffordable. Residents in East Chattanooga, Highland Park, East Lake and Alton Park are using 43% more energy per square foot during the winter months than the average home in Chattanooga, equating to \$500 - \$600 per month. A household may be able to afford the rent or home payment but then have to take a predatory loan or rely on a social service due to the inability to pay the high utility bill. The Chattanooga Area Food Bank released that 69% of their clients are actively choosing between buying food and paying for utility bills. Currently over \$2 Million is provided to low-income residents in the EPB service territory in the form of direct energy assistance payments along with an additional \$450,000 invested in weatherization programs each year. Empower Chattanooga is the only organization providing energy savings education in Chattanooga. By educating and empowering residents to take control of their own energy consumption, we will reduce the dependence on utility assistance programs and other social services while providing them with more disposable income. To date, we have served more than 3000 families through our workshops. Our goals for 2020/2021 include educating an additional 1500 families with the Empower Workshops, increasing our presence in schools and hosting community-building events that provide leadership development opportunities.</p>
Habitat for Humanity of Greater Chattanooga Area	SN	<p>Affordable Housing and Neighborhood Development for Low-Income Citizens (Habitat for Humanity of Greater Chattanooga Area) FY21 Funded: \$35,000 FY20 Funded: \$40,000</p> <p>Our approach to addressing affordable housing is comprised of: New Home Builds: We build affordable, energy-efficient homes that are sold to low-income families (between 30%-80% of the average median income) at 0% interest and a cost based on their income, coupled with a 20-year forgivable second mortgage of at least \$10,000 (calculated by appraisal value less first mortgage amount), creating instant equity for our families. Home Repairs: We repair owner-occupied homes of low-income households and offer two programs: A Brush with Kindness, which is mostly exterior work and weatherization, and Critical Home Repair, which provides extensive interior/exterior to alleviate critical health, life, and safety issues or code violations. Aging in Place (AIP): AIP serves senior citizen homeowners through accessibility improvements, mobility modifications, weatherization enhancements, and critical home repairs that are crucial to helping seniors live in their own homes longer. Homeowner Education: Future homeowners are required to attend 36.5 hours of specified classes to enhance their ability to be a good neighbor and successful homeowner.</p> <p>In FY21, with the aid of BFO dollars, we will build four new homes, provide 1,200 volunteer instances, and conduct 33 repair projects (including AIP) and 36 homeowner education classes. Services will be focused in the Villages at Alton Park, where Habitat has invested over \$1.4M in housing over the last several years. Alton Park is one the most poverty-stricken zip codes in Chattanooga, with poverty and child-poverty rates of 55% and 79.3%, respectively, versus the city's rates of 21.1% and 32.4%.</p>

FY21 Agency BFO Executive Summary

Agency Name	Results Area	Summary
Helen Ross McNabb Center	SS	<p>Mitchell Home (Helen Ross McNabb Center) FY21 Funded: \$17,000 FY20 Funded: \$17,000</p> <p>According to US Interagency Council on Homelessness, In 2018 Tennessee had an estimated 7,883 experiencing homelessness on any given day, as reported by Continuums of Care to the U.S. Department of Housing and Urban Development (HUD). Of that Total, 1,663 were individuals experiencing chronic homelessness. According to the Chattanooga Interagency on Homelessness numbers show there were 322 chronically homeless people in 2018, out of a total of 623 homeless here in Chattanooga. The Chattanooga Point In Time report indicates in the last calendar year there were 283 unsheltered adults in the city of Chattanooga. As verified with national and local data, 30% of homeless adults experience a chronic and severe mental health issue. Many of these individuals struggle with accessing housing due to histories of past convictions, unpaid utility and other expenses, criminal histories and insufficient income. Mitchell home provides 12 supportive housing beds, which ensures not only shelter for 12 adults with significant and chronic mental health issues but also provides support focused on daily living activities (medication compliance, hygiene practices etc) and increasing coping skills. Residents are referred to HRMC Mitchell home by the local homeless services (community kitchen, salvation army, rescue mission) as well as local emergency rooms, jails, courts and inpatient psychiatric hospitals. This level of housing reduces the expenses on all of those referral sources as well as local law enforcement.</p>
Helen Ross McNabb Center	SSSF	<p>Indigent Mental Health Care (Helen Ross McNabb Center) FY21 Funded: \$10,000 FY20 Funded: \$10,000</p> <p>According to the 2019 Kids Count report, Tennessee's youth are not performing academically up to national expectations. Despite improvement the need continues reflected by 67% of 4th graders not reading on grade level, 70% of 8th graders not proficient in math, 21% reside in poverty and 28% reside with parents who lack secure employment. One in four individuals will need mental health services and 8.2 % of those individuals report significant mental distress. Up to 14% of youth with mental health needs may miss between 18-22 days of school and receive grades of D's and F's. Many youth and families remain un or under insured which prevents them from accessing mental health services. Untreated mental health concerns strain the individual, family and community. The Indigent Mental health Treatment program offers a holistic approach to combating mental illness by providing those without medical coverage or with limited coverage plans needed services to improve attendance, raise academic performance and allow students to pursue academic and career goals. The program has been altered specifically focused in breaking down the barrier of transportation to provide services to children and families closer to their home. Services are provided at East Lake Courts in a partnership between HRMC and Chattanooga Housing Authority. Services are also offered at Dogwood Manor to reach those over the age of 55 who also struggle with transportation barriers. Offices are provided at each CHA property and can be accessed by others residing in the community close to these two locations. This community based approach responds to the need to reduce the stigma of accessing services and making resource readily available to those most in need.</p>

FY21 Agency BFO Executive Summary

Agency Name	Results Area	Summary
Helen Ross McNabb Center	SSSF	<p>Project BASIC (Helen Ross McNabb Center) FY21 Funded: \$13,760 FY20 Funded: \$15,000</p> <p>Chattanooga 2.0 and the OppZone Wins initiative continue to strive to increase the number of students in Chattanooga who graduate from high school. This goal can be achieved by addressing children's challenges early on while promoting positive coping skills which lead to improved academic performance. In the course of a school year, children with unidentified mental health issues may miss up to 22 days of school. 14% of Youth with mental health needs receive grades of D's and F's. Best practice guidelines indicate that a person's emotional intelligence has a direct result of success in life. Emotional intelligence can be taught and is the best predictor of a child's future success. Calvin Donaldson Environment Sciences Academy is one of six elementary schools in the identified Opportunity Zone. Students in this learning community have demonstrated lower academic performance. By implementing the Pyramid model, the evidence based model provided through Project BASIC, children's mental health needs are readily identified and responded to, increasing their ability to focus and perform academically. The model assists children in learning and growing emotionally by targeting social and emotional IQ in the classroom, the child's natural learning environment. Both students and teachers benefit from the curriculum as well as the individual support provided to students and their families. The programs history reveals success in identifying elementary school age children in need of mental health services, linking those children and their families to mental health and social services in the community which results in improved attendance and performance by those receiving services.</p>
Helen Ross McNabb Center	SSSF	<p>Trauma Informed Psychotherapy (Helen Ross McNabb Center) FY21 Funded: \$20,000 FY20 Funded: \$20,000</p> <p>Approximately 4% of children under the age of 18 are exposed to some form of trauma or Adverse Childhood Experience (ACE) in their lifetime. The impact of those who score a 3 or higher is significant and impacts the child's development. Those who have experienced trauma without the specific trauma informed therapy to increase coping skills and function are at higher risk for; increased learning and behavior problems, lifelong health concerns, future acts of violence, poor academic performance , poor peer relationships and ultimately unable to sustain employment and financial stability. ACE's cost the economy \$124 billion over the lifetime of those affected. According to the 2018 Chattanooga Police Department report, there were 1616 violent crimes last year, 511 incidents of domestic violence assault, 15,243 car accidents.</p>
Human Services	SSSF	<p>Human Services Administration (YFD Social Services) FY21 Funded: \$1,334,643 FY20 Funded: \$1,334,643</p> <p>The Department of Youth and Family Development's (YFD) Social Services division provides the administrative and oversight support necessary to operate federal and state grant funded programs. The programs housed under the Human Services Division provide services to young children, youth, economically disadvantaged citizens, seniors and those experiencing crisis. In totality, these programs provide support for those in our community wanting to increase their economic well being, become more socially and civically engaged, and to bring about household stability. Programs include: Head Start and Early Head Start, and Early Head Start Child Care Partnership (HS/EHS/EHS-CCP); Office of Family Empowerment (OFE); and the Foster Grandparent Program (FGP).</p> <p>Grant funding provided under these programs totals include outputs of: 998 children served through Early Head Start, Head Start, and Early-Head Start Child Care Partnership, over 5000 families served through Community Services Block Grant (CSBG), Low Income Home Energy Assistance Program (LIHEAP), Emergency Food & Shelter Program (EFSP); and over 200 children directly impacted by the Foster Grandparent Program (FGP). These outcomes are generated through local, state, and federal funding of over \$20M. In FY 2021 this offer will show an increase in requested allocations to provide funding for economic mobility efforts in OFE, and to accommodate a decrease in space charges and other income generated at the 12th St YFD Administration building as our Department has become more fully unified in operations.</p>

FY21 Agency BFO Executive Summary

Agency Name	Results Area	Summary
Joe Johnson Mental Health	SS	<p>Intensive Criminal Justice Case Management (Johnson Mental Health Center) FY21 Funded: \$58,800 FY20 Funded: \$60,000</p> <p>The Intensive Criminal Justice Case Management Program (ICJCM) will promote Safer Streets by engaging individuals with mental illness, substance abuse disorders, or those who have co-occurring disorders, and a history of criminal justice system involvement. Individuals will be provided with comprehensive services to treat a variety of problems, which may affect their participation in criminal activity. The goals of the program are to provide appropriate treatment and support, to reduce criminal activity and to increase community tenure. By reducing the amount of criminal activity, jail time and re-incarceration, we further the Mayor's goal of having Safer Streets for our citizens. Individuals who have been incarcerated or who are at risk for re-incarceration will be served in this program. Johnson Mental Health Center will work with Chattanooga Police Department, The Family Justice Center, Mental Health Court, Probation and Parole and other community programs. The case manager will assist individuals with receiving mental health treatment, housing, substance abuse treatment, employment services, access to benefits, and medical services. As individuals become stable, crimes will be reduced, city streets will become safer, and costs to the city will be reduced. The goal of these programs is to provide earlier intervention and more comprehensive after care and follow up. The philosophy of providing the most intense treatment, combined with the ICJCM and other community programs working together, the goals of increasing the safety of Chattanooga's citizens and improve the overall quality of life in our city through development of safer streets can be realized.</p>
La Paz Chattanooga	SSSF	<p>Latino Family Resource Center (La Paz Chattanooga) FY21 Funded: \$49,000 FY20 Funded: \$25,000</p> <p>In FY 2015, La Paz Chattanooga established the area's first Latino Family Resource Center in partnership with the Office of Multicultural Affairs to focus on empowering Latinx families in Chattanooga. Since opening, the FRC has improved the quality of life for the city's fastest growing demographic by removing barriers and increasing access to resources. The FRC staff provides connections, support and guidance to thousands each year. The center is able to meet immediate needs through culturally and linguistically tailored case management, educational workshops, and trusted information and referrals. Programs include English as a Second Language, Literacy, Citizenship Education, Computer Literacy, and Job Readiness. Further, the staff trains volunteers and interns in best social service practices to increase capacity for the individual, organization and potentially local organizations in need of bilingual/bicultural staff.</p> <p>Through the FRC, La Paz focuses on encouraging clientele to transition from direct services to educational opportunities, self-support and community engagement. The FRC also features a mobile computer lab for individuals looking to complete job applications, online employment training and educational programs. In FY 2021, La Paz is expected to move to a new location at 809 S Willow St. This expansion will increase the FRC to include additional offices, counseling rooms, and a multi-purpose space for events, workshops and information sessions. Finally, the FRC will serve as a meeting hub for local Latinx grassroots groups to work on community projects and build connections. Full funding from the City of Chattanooga will ensure that countless families will have continued and increased access to the important services they need.</p>

FY21 Agency BFO Executive Summary

Agency Name	Results Area	Summary
LAUNCH	SSSF	<p>Entrepreneurship Training for Chattanooga Youth (LAUNCH) FY21 Funded: \$27,500 NEW OFFER</p> <p>The LAUNCHing Bright Ideas Entrepreneurship Program, in partnership with Hamilton County Department of Education and The City of Chattanooga Youth and Family Development, empowers underserved students through entrepreneurship education and a simulated startup experience. In each of the schools or YFD centers served by our program, students work in small groups to conceive of a business idea and create a simple business plan. Classes and workshops are offered during the school day or after school in partnership with local inner-city high schools and YFD centers, taught by LAUNCH facilitators. Throughout the semester, each student group completes a business plan, creates a prototype and prepares a professional pitch. The culmination of the program is 'Pitch It,' where students compete by pitching their small business ideas to a panel of local judges. The winning team is awarded a prize package of technology to help further their education, as well as a small cash prize. Through this program, students gain business knowledge as well as skills in leadership, teamwork, public speaking, critical thinking, and problem solving, creating a talent pipeline for future leaders that will impact the city.</p> <p>Over the past 8 years, LAUNCH has served 9 local schools as well as local YFD centers; in FY2021 we will focus on deepening our work through a partnership with Hamilton County's Future Ready Institutes. The leadership at Brainerd High School's Institute of Entrepreneurship reached out to LAUNCH requesting support, leading us to create a program that integrates LAUNCH's hands-on learning program into their required course of study.</p>
Lookout Mountain Conservancy	SSSF	<p>Lookout Mountain Conservancy, Howard Intern Program FY20 Funded: \$12,000 FY20 Funded: \$16,250</p> <p>Lookout Mountain Conservancy (LMC) is unique in the world of land trusts for utilizing its property to engage alienated urban youth so that they may acquire skills, gain work experience, engage the community, achieve academic excellence, attend and graduate college, and improve their lives. Our goal is simple, yet ambitious: to significantly increase the proportion of our urban youth's high school graduation rates, increase college and technical school admissions, ensure that they have career mobility opportunities, and provide all the necessary intangible skills to become productive citizens within our community. Thus far, in the past seven years, 100% of the Howard School students that were in the program have graduated high school and have gone on to either a four-year university, the military, technical school, or found a job. These students are changing what it means to be a student at The Howard School, and they are often recognized as leaders by their peers and staff at the school.</p> <p>LMC's Howard Intern Program is solving the problems of low high school retention and graduation rates at The Howard School, low college placement and persistence, and the lack of jobs for inner city teens, all while keeping the youth occupied and educated, making them poor targets for gang membership. \$40,000 total BFO requested: \$34,500- 3 interns (\$11,500/intern per year- includes wages, insurance, food, clothing, transportation, educational supplies, college-prep classes, tutoring) \$5,500- Additional part-time staff to help with increase capacity in the summer.</p>

FY21 Agency BFO Executive Summary

Agency Name	Results Area	Summary
Orange Grove Center	GE	<p>Make Chattanooga the Most Inclusive City in America (Orange Grove Center) FY21 Funded: \$106,000 FY20 Funded: \$106,000</p> <p>In Year 3 of this project, we will continue to build on the successes of each of the past two years in making Chattanooga the Most Inclusive City in America through volunteer and employment opportunities in all 17 of the City government departments. The third year will be to maintain the gains we expect to have made through June, 2020, work to finish creating volunteer positions in all 17 City government departments, and expand our focus to create and add volunteer experiences for an additional 25 people in our community. At the end of June 2021, we will all boast that 50 people with disabilities were able to learn new skills and provide valuable volunteer and/or paid labor in all 17 of the City departments, and that together we leveraged that momentum to add 25 new volunteer positions at sites and in organizations in our community.</p> <p>Funding the project has and will continue to demonstrate the City's commitment to break[ing] down the barriers that prevent people from living the life they want in our community. The project further evidences the City's serious efforts to make true their vision of being a city that empowers Chattanoogaans to build an equitable, authentic, and inclusive community through prosperity and a high quality of life. By funding this project for one more year, we will together build more momentum to propel greater numbers of people with disabilities into more inclusive and diverse volunteer and job settings across our great community.</p>
Partnership for Families, Children and Adults, Inc.	SS	<p>Rape Crisis Center (Partnership for Families, Children and Adults, Inc.) FY21 Funded: \$63,7000 FY20 Funded: \$65,000</p> <p>Partnership's Rape Crisis Center provides forensic exams and counseling to sexual assault survivors. Working closely with law enforcement, the forensic exams and their secured storage are essential in the identification and prosecution of rapists.</p>
Public Educ. Foundation	SSSF	<p>STEP-UP Chattanooga (Public Education Foundation) FY21 Funded: \$75,000 (Economic Development Fund) FY20 Funded: \$75,000 (Economic Development Fund)</p> <p>Chattanooga's youth face various obstacles to gaining the skills necessary to pursue a meaningful, living-wage career. This is truer for underrepresented minority students from low-income backgrounds. STEP-UP Chattanooga addresses the need to provide appropriate college/career pathways for our students, while filling the ever-growing need of regional employers for a well-trained and diverse talent pool. A robust youth employment program, STEP-UP places low-income high school students in paid summer internships with Chattanooga employers, providing comprehensive work-readiness training, on-the-job experience, and professional connections. The skills, experiences, and support students acquire help them make well-informed decisions about post-secondary education so they ultimately secure living-wage jobs that combat generational poverty. STEP-UP also provides businesses with the workforce they require. Companies hire and train our summer interns, who then go on to college or technical school with a vision and hope of returning to become full-time employees who are trained, educated, and ready to work.</p> <p>Since 2016, over 1,100 students have been trained through STEP-UP and 512 internships have been created, responding to the growing needs of both our student population and Chattanooga-area businesses. In 2019, 297 students received training in interviewing, professional etiquette, financial literacy, and resume writing. Of those, 144 (48.5%) were placed in internships across the city, earning them over \$233,000 in combined wages. The money earned by interns helps them support their families and educational expenses. The City's investment in FY21 will help expand recruitment efforts in small and minority-owned businesses and provide ongoing training and support for students.</p>

FY21 Agency BFO Executive Summary

Agency Name	Results Area	Summary
Regional Planning Agency	GE	<p>Growing Forward (Regional Planning Agency) FY21 Funded: \$2,003,663 FY20 Funded: \$2,003,663</p> <p>The Chattanooga-Hamilton County Regional Planning Agency's Growing Forward budget request covers the staffing and work program costs for the Regional Planning Agency (RPA) to fulfill its mandated responsibilities and to provide the core services which include community/land use planning, transportation planning and zoning/subdivision review. The RPA serves as staff to both the Chattanooga-Hamilton County Regional Planning Commission and the Chattanooga-Hamilton County/North Georgia Transportation Planning Organization (TPO) Board. For the Planning Commission, RPA is charged with administering rezoning requests and subdivision applications, updating the zoning and subdivision regulations, and maintaining the official zoning map. For the TPO, RPA manages the federally-mandated ongoing transportation planning activities (Regional Transportation Plan, Transportation Improvement Program, Transportation Grant program coordination, modeling/data analysis). At least 70% of staff resources are consumed by fulfilling these mandatory ongoing responsibilities.</p> <p>During FY 2020-21, RPA will focus on the following programmatic initiatives: 1) completing at least two area plans in the City of Chattanooga; 2) updating the Chattanooga zoning ordinance following the consultant assessment (expected to include new zoning options for urban housing infill); 3) preparing for and participating in the federal planning Certification Review for the TPO; and 4) beginning development of the 2050 Regional Transportation Plan.</p> <p>For the upcoming fiscal year, RPA is requesting \$2,003,663 (which is the same amount received from the City last year for this offer). RPA will be using a portion of its fund balance to fully fund the agency's budget. This offer does not increase RPA's number of funded positions.</p>
Signal Centers, Inc.	GE	<p>Signal Centers Adult Services FY21 Funded: \$35,000 FY20 Funded: \$35,000</p> <p>Research shows that adults who are aging and/or have disabilities often struggle to connect with others in their community due to various barriers including: access to transportation, costs associated with social events, limited mobility, and mental health challenges. With our assistance, those with disabilities and/or aging citizens will have access to safe, meaningful social interaction on our campus on an ongoing basis. We provide adult day services to adults who are aging and/or have disabilities. This allows family caregivers to work and have respite. Participants are served in a cost-effective, nurturing environment appropriate for their needs.</p> <p>Additionally, we are proposing new programming designed to promote and foster healthy independent living, enhance quality of life, and build a sense of belonging and community among older adults who are downtown Chattanooga Housing Authority residents.</p> <p>City funding would include scholarships to seniors living in CHA housing. We recognize transportation is one of the chief barriers for many of these residents and have acquired an informal agreement with CARTA to provide transportation at cost to those who wish to attend. The Signal Centers Assistive Technology Services program will address technology needs. Attendees will engage with peers while: learning how to use technology, taking part in age-appropriate physical activities, having lunch, viewing films, creating art, and playing games. This new programming will initially be held once per month with increased frequency as the need presents.</p>
Signal Centers, Inc.	HPG	<p>Chattanooga Interagency Council on Homelessness (Signal Centers) FY21 Funded: \$250,000 NEW OFFER</p> <p>This offer funds key projects and operations for the Chattanooga Interagency Council on Homelessness (CICH). Key initiatives in FY21 include a new program to expand the number of Chronically Homeless individuals and families that are housed, planning for an emergency shelter, a performance dashboard, and operations of an external backbone organization that will run and manage CICH moving forward.</p>

FY21 Agency BFO Executive Summary

Agency Name	Results Area	Summary
Signal Centers, Inc.	SSSF	<p>Baby University (Signal Centers, Inc.) FY21 Funded: \$700,000 FY20 Funded: \$750,000</p> <p>Without a successful start to school and life, children fall behind before Kindergarten and likely remain behind, making them at greater risk for drop-out, teen pregnancy, lower incomes, unstable housing, and an unstable workforce. It is imperative that essential developmental milestones be reached, leading to lifelong success. Baby University partners with parents to ensure babies and young children's earliest needs are met. Measurements include: babies born at healthy birth weights; children meeting developmental milestones; no babies dying before their first birthdays; parents who are students in middle and high school staying in school, graduating on time, and delaying additional pregnancies until post-graduation; meeting needs for items including car seats and furniture; improving employment; and improving housing.</p> <p>Baby University targets individuals in the following zip codes: 37404, 37407, 37410, and 37411. The schools we work with within our target area are The Howard School, Brainerd High School, Orchard Knob Middle, East Lake Academy, East Lake Elementary, East Side Elementary, Chattanooga Girls Leadership Academy, and Clifton Hills Elementary. We will continue to meet our goals, providing services in English and Spanish, through intensive case management for mothers, fathers, teen parents, and children. We have been successful in beginning a fatherhood initiative, and we are asking for additional funding to expand that initiative. The rest of additional funding will go toward collaborating with and expanding Tech Goes Home, especially for Latino families. Baby U will continue to work closely with the Chattanooga Office of Early Learning as well as the numerous community partnerships developed since the program's inception. We will continue collaborating with several local entities to provide needed resources and cross-referrals for Baby U program participants.</p>
Signal Centers, Inc.	SSSF	<p>Camp Signal (Signal Centers, Inc.) FY21 Funded: \$40,000 FY20 Funded: \$40,000</p> <p>Signal Centers desires to serve the community by offering a summer day camp for children with disabilities. With support from the City, this will be year seven of this successful camp. It is our goal to continue to meet the needs of Chattanooga's families by ensuring that the developmental levels of children and youth are maintained or increased. Activities are developmentally-appropriate and aim to lessen summer learning loss and increase independence and skills, all in a fun, camp environment. City of Chattanooga funds would be used for camp scholarships for Chattanooga city residents. First priority for partial and full scholarships will be given to families with financial need. Families who have adults in the home going to school, working, or actively looking for work will also be eligible for scholarships.</p> <p>There are three camps, based on needs we have seen in our community: 1. Chatter Camp: For elementary-age students who use augmentative communication device; 2. Vision Academy: For teenage students who are blind or have low vision; 3. Camp Signal: For children age 12 or younger at enrollment.</p> <p>We will accommodate around 65 children and youth, divided into age-appropriate groups. A few students may want to attend both Chatter Camp and Camp Signal. A sliding fee scale will be used. We will continue to partner with City entities to deliver on-site activities to campers. Campers and their families will have opportunities to form meaningful relationships with each other and access resources they may not have known.</p>

FY21 Agency BFO Executive Summary

Agency Name	Results Area	Summary
Tennessee Golf Foundation	SSSF	<p>The First Tee of Tennessee at Chattanooga (Tennessee Golf Foundation) FY21 Funded: \$24,000 FY20 Funded: \$25,000</p> <p>This program is a continuation of The First Tee Life Skills Experience (a golf and youth development program conducted through the First Tee of Tennessee at Chattanooga. In 2019, the leadership of the YFDC recreation division recommended that the summer program be reduced and the spring and fall be increased due to the summer heat and the number of conflicting opportunities in the summer. The First Tee curriculum will continue to be held in the spring, summer and fall at the centers and at golf facilities. The exact schedule will be determined in coordination with the City YFDC Recreation Division. An introductory class will be held at each center the early spring to encourage participation in the core program conducted in the spring. Following the spring session, the summer program will meet for two weeks at a golf facility. The programs will conclude in the fall at centers with a concluding class at a golf facility. All programs of The First Tee incorporate aspects of the curriculum which include: The First Tee Nine Core Values, Golf Skills, Golf Rules and Etiquette, Life Skills and The First Tee Nine Healthy Habits.</p>
The Speech and Hearing Center	SSSF	<p>Enhancing Communication, Enriching Lives (The Speech and Hearing Center) FY21 Funded: \$67,700 FY20 Funded: \$67,700</p> <p>Those with speech language, physical health and hearing challenges will be healthy and prepared for learning and will perform better in school. Adults will be able to stay in the work place, be active in the community and have improved life quality.</p>
Thrive	GE	<p>Reaching Beyond Today (THRIVE) FY21 Funded: \$80,000 (Economic Development Fund) FY20 Funded: \$100,000 (Economic Development Fund) Thrive Regional Partnership, Inc. (Thrive), an independent 501(c)(3) nonprofit corporation, was formed to champion the 40-year regional vision and action plan set forth during the Thrive 2055 planning process for the Chattanooga region. Thrive's mission is to ignite and sustain responsible and inspired growth in the tri-state, 16-county Chattanooga region for the next four decades. Through communication, collaboration, analytics and innovation, Thrive seeks to optimize community enhancement and economic growth opportunities while protecting the natural treasures and landscapes that define this special place. Thrive builds upon the momentum generated by Thrive 2055 to preserve and enhance the region's quality of life and build on the region's economic growth to further the 40-year regional vision of, 'educated people with good jobs living in a great place.'</p> <p>With a growing urban, rural, and suburban Chattanooga region, transformative solutions require diverse perspectives to ensure no community is left behind. Thrive serves as a mechanism to convene leaders that reflect the diverse interests of the region, organized around issues and challenges facing asset-based economic development, regional transportation, education and a skilled workforce, and the protection of our treasured natural environment. In order to take action on common goals, Thrive empowers leaders to make responsible, inspired growth decisions that protect natural and cultural assets, maintain and accentuate the Chattanooga resident's quality of life, and ignite vibrancy and economic prosperity in Chattanooga and throughout the region. Thrive's bold, collaborative approach allows Chattanooga to work together with its neighbors who share a beloved sense of place, to help build and connect a stronger, growing economy for all who live, work, and play throughout the greater Chattanooga region.</p>

FY21 Agency BFO Executive Summary

Agency Name	Results Area	Summary
United Way of Greater Chattanooga	SSSF	<p>2-1-1 Coordinating Calls and Resource Services (United Way of Greater Chattanooga) FY21 Funded: \$35,000 FY21 Funded: \$35,000</p> <p>This offer from United Way of Greater Chattanooga (UWGC) is threefold: it targets a strong partnership between UWGC 211 Information and Referral Center and the City's Office of Family Empowerment (OFE): it addresses needs identified by the Chattanooga Interagency Homelessness Council on Homelessness (CICH) 2018 Homelessness Action Plan (NEW); and provides support for increased data collection/analysis. At the specific request of the City's OFE, this Offer requests funding for the continued placement of a Community Resource Specialist (CRS) in the OFE waiting area to provide citizens with information and need-based referral services. The CRS will provide in-person services and track referrals and services offered to reduce any duplication of resources from other agencies. Furthermore, in order for UWGC 211 to provide up-to-date resource information for the community, we are requesting additional operational funding that will ensure the UWGC 211 resource directory is updated consistently and new resources are identified and entered to help address community needs. Through the data gathered by UWGC 211, UWGC has provided significant data support to the OFE, as requested, to help identify issues that impact City resident services and needs.</p> <p>All contacts made by the UWGC 211 Information and Referral Center are entered into the Homeless Management Information System (HMIS) Service Point database, where the data is collected and analyzed for ongoing quality improvement. Funding through this BFO will provide a significant assessment of community needs and help direct resource allocation. This Offer will advance the City's objectives for vibrant neighborhoods, strong families, data-informed strategies to increase access to community services and support multi-generational populations.</p>
United Way of Greater Chattanooga	SSSF	<p>Chattanooga Early Learning Scholarships (United Way of Greater Chattanooga) FY21 Funded: \$100,000 NEW OFFER</p> <p>This offer will continue the Chattanooga Early Learning Scholarship program launched in March 2017 as a pilot program that provides supplemental childcare support for those employed or in-college families and adults who are not eligible for other state or community subsidies for childcare. By increasing access to quality childcare for lower to moderate-income households, this offer proposes continuation of this early education benefit to City families with UWGC oversight of the application and reimbursement process for the qualifying families. Impact of the program includes building stronger and self-sustainable families, as well as preparing children for success in school and life. The program is operated through United Way of Greater Chattanooga (UWGC) in collaboration with the Chattanooga Department of Youth and Family Development through the Office of Early Learning. It also has the support of the early childhood coalition of Chattanooga 2.0, (Early Matters Coalition), which includes over 40 local organizations and early education partners.</p> <p>Targeted activities of this grant include implementation of community outreach activities, parent engagement strategies, participant application and contractual procedures, scholarship reimbursement, program reporting, and administrative support. These activities align with the overall Chattanooga 2.0 community goals, and early education strategies, the Mayor's Council on Women initiative, and the Office of Early Learning, which specifically addresses Mayor Berke's priority area for improving early education and increasing family stability.</p>

FY21 Agency BFO Executive Summary

Agency Name	Results Area	Summary
United Way of Greater Chattanooga	SSSF	<p>Chattanooga Mentoring Collective (United Way of Greater Chattanooga) FY21 Funded: \$25,000 FY20 Funded: \$25,000</p> <p>This Offer is for support in the evolution of the Chattanooga Mentoring Collective (CMC), launched in 2016. United Way of Greater Chattanooga (UWGC) has used BFO funds to support school and nonprofit partners in their mentoring efforts by providing technology help, assisting in the recruitment and training of mentors to enhance youth development and success in school. While mentors are critical for youth success, partners identified an underlying need for building and expanding the current system of programmatic continuous quality improvement.</p> <p>Simultaneously, Hamilton County Schools started a pilot of Student Success Planning (SSP) to help coordinate community services that could positively impact student achievement during the 80% of time that youth are out-of-school. The Chattanooga Mentoring Collective will evolve and grow into an out of school time alliance that is being co-facilitated by Chattanooga 2.0 and UWGC to align the SSP tool with out of school time resource and program providers. These programs include the work of Youth and Family Development Centers (YFDs), local nonprofit and community programs, and religious entities.</p> <p>However, a systemic resource for continuous quality program improvement for many of these partners is necessary to deliver quality programming for youth and to measure progress that will yield 'smarter students and stronger families.' This Offer is for the nationally recognized, evidence-based resource called the Youth Program Quality Intervention (YPQI) developed by the Weikart Center at the Forum for Youth Investment. Program activities will involve the evaluation process and nationally approved and certified training, for local youth service providers, and the development of improvement strategies for creating and sustaining healthy environments for children and youth. This program includes year-round family engagement opportunities for an identified 8 program sites in the City of Chattanooga.</p>
United Way of Greater Chattanooga	SN	<p>Senior Water Quality Fee Assistance Program (United Way of Greater Chattanooga) FY21 Funded: \$340,000 FY20 Funded: \$340,000</p> <p>Aligned with Chattanooga's goals and support areas, this project will provide further support to Chattanooga's elderly individuals age 65 and older, disabled individuals, and disabled veterans or widow (ers) of disabled veterans that own property and meet the maximum income requirements. United Way of Greater Chattanooga (UWGC) will provide assistance with payment of annual water quality fees. As the cost of living for this population continues to escalate and income does not keep pace, an increase in water quality fees places further pressure on fixed-income individuals, threatening their ability to cover basic necessities.</p> <p>This assistance will support elderly individuals in our community, including veterans, disabled individuals, and disabled veterans or widow(ers) of disabled veterans who demonstrate economic hardship and who have been qualified by the City of Chattanooga's Property Tax Freeze and the State of Tennessee Tax Relief Program. City of Chattanooga Water Quality Fees will be paid by UWGC directly to the City on behalf of these homeowners after they have been approved to receive the City of Chattanooga Property Tax Freeze and/or the State of Tennessee Tax Relief Program.</p> <p>Based on last fiscal year's data, approximately 2,111 Chattanoogaans qualify for this Water Quality Fee Assistance of \$126.49, however, only 1,851 applied for the assistance and were approved by the City for the City's Tax Freeze and/or the State's Tax Relief program. The cost for the program, which includes a 10% service fee to UWGC, is estimated at \$340,000 annually. Undistributed funds at the conclusion of each property tax billing and payment cycle will be carried forward to help additional homeowners in subsequent fiscal years.</p> <p>UWGC will provide an annual reporting to the City of Chattanooga's Finance Department and the Chattanooga City Council regarding the specific use of these funds.</p>

FY21 Agency BFO Executive Summary

Agency Name	Results Area	Summary
Urban League of Greater Chattanooga	GE	<p>Chattanooga Alliance for Diverse Business Enterprise (Urban League) FY21 Funded: \$100,000 FY20 Funded: \$100,000</p> <p>The Chattanooga Alliance for Diverse Business Enterprise is a multi-agency effort focused on supporting the development, growth, and success of minority, women, and veteran owned businesses in Chattanooga. The Urban League and LAUNCH work with several strategic partners who support business development in the city through referrals, events, and training activities, including the TSBDC, the Chamber's INCubator, Co.Lab, Edney Innovation Center, the Mayor's Minority Business Council, Tennessee Minority Supplier Development Council, Tennessee Valley Federal Credit Union and Kiva Chattanooga, among others.</p> <p>The Alliance offers a significant return on investment for Chattanooga, directly impacting over 390 individuals during fiscal year 2021, which includes at least 70 new jobs; 70 new or expanded businesses; and more than 250 individuals participating in business training classes, business plan development, business counseling, business incubation, and loan structuring and packaging support. In FY 2021, the Urban League will continue to expand its loan packaging and funding guidance support for local businesses through Kiva and other lending programs. The Urban League will also offer the Co.Starters program and one-on-one business counseling to expand the impact of its entrepreneurial work. Citizens will have access to affordable entrepreneurial training programs and continued support from the Alliance partners.</p>
Urban League of Greater Chattanooga	SN	<p>Big Nine Community and Cultural Development Initiative (Urban League of Greater Chattanooga) FY21 Funded: \$32,000 FY20 Funded: \$25,000</p> <p>The Goal of the Big Nine Community Development Corporation (CDC) is to preserve, promote, and revitalize the MLK Historic District by growing African American businesses. In collaboration with the City of Chattanooga and other key stakeholders and partners, the Big Nine CDC focuses on: Organization: Building a pathway to engagement and leadership by launching community-based efforts to empower businesses and investors to collaborate for sustainable, inclusive revitalization; Promotion: Focusing on authentic community assets, with high quality development campaigns and events designed to attract new shoppers, visitors, and residents; Economic Restructuring: Helping to redefine the district's niche and sharpen the competitiveness of existing businesses, with a focus on the preservation and promotion of African American establishments.</p> <p>Support for incubating and growing MLK businesses includes business incubation; marketing assistance for businesses within the District; lending support through Kiva funding and other lenders; City of Chattanooga incentives and small business funding; support organizations and investors doing development and planning work in the neighborhood; collaborating with the new MLK Business Merchants Group; and connecting MLK businesses to entrepreneurial resources across Chattanooga. The work of the Big Nine CDC will be closely coordinated with the activities of the ULGC Entrepreneurship Center to maximize the impact on the entrepreneurial ecosystem in Chattanooga.</p>
WTCl	HPG	<p>City Council Broadcasts, Online, Promotion (WTCl) FY21 Funded: \$80,000 FY20 Funded: \$75,000</p> <p>High-Performing Government is built on transparency. While Chattanooga City Council meetings are open to the public, Chattanooga's citizens are not always able to attend due to scheduling conflicts, physical disability, or transportation issues. WTCl will continue to record weekly City Council meetings and broadcast closed-captioned highlights from those meetings over-the-air, and to make those programs available online with captions as well. Our broadcasts reach approximately 99% of all households in Chattanooga, providing equal access to all citizens. WTCl has also provided a record of the proceedings that the City has relied on to meet the needs of Chattanooga citizens. FY21 funds would enable HD video recording, post-production, captioning, setup and breakdown, online access & promotion.</p>



City of Chattanooga
Operational Budget - Dept by Offer
Fiscal Year 2021

Row Labels	Actual FY19	Budget FY20	Proposed FY21	Inc (Dec) Proposed vs. Budget	% Change
1100					
B - Executive Branch					
Chattanooga Kiva	-	43,000	43,000	-	0.00%
Mayor's Office and Operations	1,599,471	1,672,489	1,462,377	(210,112)	-12.56%
Office of Multicultural Affairs	277,378	373,242	344,940	(28,302)	-7.58%
Styles L. Hutchins Fellowship	-	-	1,000	1,000	0.00%
B - Executive Branch Total	1,876,849	2,088,731	1,851,317	(237,414)	-11.37%
1100 Total	1,876,849	2,088,731	1,851,317	(237,414)	-11.37%



City of Chattanooga
Operational Budget - Cost Center Summary
Fiscal Year 2021

Row Labels	Actual FY19	Budget FY20	Proposed FY21	Inc (Dec) Proposed vs. Budget	% Change
1100					
B - Executive Branch					
B00101 - Executive Office Admin	1,599,471	1,672,489	1,463,377	(209,112)	-12.50%
B00102 - Multicultural Affairs	277,378	416,242	387,940	(28,302)	-6.80%
B - Executive Branch Total	1,876,849	2,088,731	1,851,317	(237,414)	-11.37%
1100 Total	1,876,849	2,088,731	1,851,317	(237,414)	-11.37%



City of Chattanooga
Operational Budget - Department by Account Type
Fiscal Year 2021

Row Labels				Inc (Dec)	
	Actual FY19	Budget FY20	Proposed FY21	Proposed vs. Budget	% Change
1100					
B - Executive Branch					
600000 - Salaries Parent (601000-609999)	1,133,813	1,266,783	1,112,874	(153,909)	-12.15%
610000 - Fringe Benefits Parent (611000-619999)	508,530	612,700	543,237	(69,463)	-11.34%
700000 - Services Parent (701000-709999)	117,435	135,861	127,060	(8,801)	-6.48%
710000 - Materials & Supplies Parent (711000-719999)	43,679	29,150	28,450	(700)	-2.40%
720000 - Travel Expense Parent (721000-729999)	38,095	19,480	16,630	(2,850)	-14.63%
730000 - Vehicle Operating Expense Parent (731000-739999)	15,602	13,000	16,260	3,260	25.08%
740000 - Insurance, Claims, Damages Parent (741000-749999)	200	-	200	200	0.00%
770000 - Capital Outlay Parent (771000-779999)	4,784	5,000	-	(5,000)	-100.00%
780000 - Other Expenses Parent (781000-789999)	14,711	6,757	6,606	(151)	-2.23%
B - Executive Branch Total	1,876,849	2,088,731	1,851,317	(237,414)	-11.37%
1100 Total	1,876,849	2,088,731	1,851,317	(237,414)	-11.37%



City of Chattanooga
Operational Budget - Department by Account
Fiscal Year 2021

Row Labels	Actual FY19	Budget FY20	Proposed FY21	Inc (Dec) Proposed vs. Budget	% Change
1100					
B - Executive Branch					
.Personnel Expenses					
600000 - Salaries Parent (601000-609999)					
601101 - Regular Employees	988,324	1,194,473	1,055,839	(138,634)	-11.61%
601102 - Temporary Staffing	63,218	67,750	50,000	(17,750)	-26.20%
601202 - Compensatory Time	37	-	-	-	0.00%
602105 - Cellphone Allowance	2,700	2,160	3,360	1,200	55.56%
602301 - Personal Leave	58,379	-	-	-	0.00%
602303 - Final Leave Payout	18,905	-	-	-	0.00%
602304 - Longevity	2,250	2,400	3,675	1,275	53.13%
600000 - Salaries Parent (601000-609999) Total	1,133,813	1,266,783	1,112,874	(153,909)	-12.15%
610000 - Fringe Benefits Parent (611000-619999)					
611101 - FICA (OASDI)	66,258	65,898	56,919	(8,979)	-13.63%
611102 - Medicare	15,997	16,822	14,734	(2,088)	-12.41%
611201 - General Pension	214,981	255,707	242,116	(13,591)	-5.32%
611206 - Other Post-employment Benefits (OPEB)	85,784	97,940	88,782	(9,158)	-9.35%
611301 - Hospitalization	84,654	132,047	91,978	(40,069)	-30.34%
611302 - Life Insurance Benefit	951	1,749	994	(755)	-43.17%
611303 - Long-Term Disability	1,985	3,046	2,204	(842)	-27.64%
611304 - Health Savings Accounts	22,980	22,031	28,040	6,009	27.27%
611402 - Employee Health Savings Acct	1,440	660	-	(660)	-100.00%
611403 - On-site Medical Program	13,500	16,800	17,472	672	4.00%
610000 - Fringe Benefits Parent (611000-619999) Total	508,530	612,700	543,237	(69,463)	-11.34%
.Personnel Expenses Total	1,642,343	1,879,483	1,656,111	(223,372)	-11.88%
Operating Expenses					
700000 - Services Parent (701000-709999)					
701103 - Consultant Fees	960	8,644	4,000	(4,644)	-53.73%
701109 - Legal Services	2,242	-	-	-	0.00%
701111 - IT Hosting & Managed Services	675	-	-	-	0.00%
701208 - On-the-Job Injury Claims	81	-	-	-	0.00%
702221 - IT Maintenance	13,656	-	-	-	0.00%
702225 - IT Maintenance - Licensing	3,299	-	-	-	0.00%
703201 - Telephone Service	-	1,800	-	(1,800)	-100.00%
703202 - Cellular Phone Service	3,315	-	1,500	1,500	0.00%
703206 - Air Cards	4,581	800	800	-	0.00%
704104 - Equipment Rental	1,215	3,500	3,500	-	0.00%
704108 - Office Machine Rental	1,892	5,800	6,000	200	3.45%
704109 - Traffic Control - Rental	3,095	-	-	-	0.00%
704201 - Advertising	3,370	3,300	2,500	(800)	-24.24%
704202 - Municipal Advertising TCA 6-54-201	-	-	500	500	0.00%
704203 - Publicity	-	1,000	-	(1,000)	-100.00%
704210 - Printing	6,246	3,250	3,000	(250)	-7.69%
704228 - Translation Service	2,952	2,500	5,000	2,500	100.00%
704304 - Contractual Personnel Services	3,525	500	-	(500)	-100.00%
704306 - Dues	3,499	1,867	3,000	1,133	60.69%
704308 - Local Transportation	200	-	-	-	0.00%
704309 - Meeting Expense	36,495	42,160	40,000	(2,160)	-5.12%
704310 - Local Mileage	39	420	420	-	0.00%
704311 - Miscellaneous Services	567	1,000	500	(500)	-50.00%
704312 - Other Contracted Service	11,871	-	-	-	0.00%
704317 - Contracted Operations	-	43,000	43,000	-	0.00%

City of Chattanooga
Operational Budget - Department by Account
Fiscal Year 2021

Row Labels	Actual FY19	Budget FY20	Proposed FY21	Inc (Dec) Proposed vs. Budget	% Change
704319 - Parking	3,791	11,230	11,190	(40)	-0.36%
704340 - Shredding and Recycling Services	116	-	200	200	0.00%
704501 - Freight, Express & Drayage	63	-	100	100	0.00%
704502 - Postage	328	800	600	(200)	-25.00%
704601 - Local Registration Fees	653	290	250	(40)	-13.79%
704602 - Training Costs	8,709	4,000	1,000	(3,000)	-75.00%
700000 - Services Parent (701000-709999) Total	117,435	135,861	127,060	(8,801)	-6.48%
710000 - Materials & Supplies Parent (711000-719999)					
711101 - Audio Visual Supplies	328	1,500	1,500	-	0.00%
711102 - Books	966	300	300	-	0.00%
711105 - Instructional Materials & Supplies	57	-	100	100	0.00%
711107 - Newspapers	-	600	500	(100)	-16.67%
711109 - Office Supplies & Stationery	11,434	9,200	7,200	(2,000)	-21.74%
711110 - Technology Accessories & Supplies	-	-	500	500	0.00%
711111 - Printer Toner Cartridges	64	-	100	100	0.00%
714107 - Clothing	1,932	-	-	-	0.00%
714108 - Cultural Arts Supplies	851	350	450	100	28.57%
714111 - Electrical Supplies, Bulbs, Etc	73	-	100	100	0.00%
714114 - Film	3,700	-	-	-	0.00%
714117 - Food & Ice	1,028	9,500	9,500	-	0.00%
714122 - Kitchen & Dining Room Supplies	580	200	200	-	0.00%
714126 - Other Materials & Supplies	1,178	-	500	500	0.00%
714138 - Flags Banners and Signage	94	-	-	-	0.00%
714143 - Event Planning, Services and Catering	21,394	7,500	7,500	-	0.00%
710000 - Materials & Supplies Parent (711000-719999) Total	43,679	29,150	28,450	(700)	-2.40%
720000 - Travel Expense Parent (721000-729999)					
721102 - Transportation	15,137	7,500	6,500	(1,000)	-13.33%
721103 - Auto Rental	223	-	-	-	0.00%
721201 - Hotels	12,031	6,000	5,000	(1,000)	-16.67%
721202 - Meals	1,275	1,750	1,650	(100)	-5.71%
721301 - Registration Fees	7,588	3,100	2,750	(350)	-11.29%
721302 - Other Travel Expenses	1,841	1,130	730	(400)	-35.40%
720000 - Travel Expense Parent (721000-729999) Total	38,095	19,480	16,630	(2,850)	-14.63%
730000 - Vehicle Operating Expense Parent (731000-739999)					
731101 - Diesel Fuel	-	1,200	-	(1,200)	-100.00%
731102 - Gasoline	986	500	600	100	20.00%
731203 - Vehicle Labor	502	600	500	(100)	-16.67%
731204 - Vehicle Parts & Supplies	-	300	300	-	0.00%
731301 - Car Wash	-	50	50	-	0.00%
731401 - Fleet Leased Vehicle	13,937	10,350	14,810	4,460	43.09%
731402 - Fleet Daily Rental	177	-	-	-	0.00%
730000 - Vehicle Operating Expense Parent (731000-739999) Total	15,602	13,000	16,260	3,260	25.08%
740000 - Insurance, Claims, Damages Parent (741000-749999)					
742501 - Insurance Administrative Cost	200	-	200	200	0.00%
740000 - Insurance, Claims, Damages Parent (741000-749999) Total	200	-	200	200	0.00%
770000 - Capital Outlay Parent (771000-779999)					
772102 - Building Equipment	-	5,000	-	(5,000)	-100.00%
772109 - Office Furniture	2,623	-	-	-	0.00%
772112 - Computer equipment under 5000	2,161	-	-	-	0.00%
770000 - Capital Outlay Parent (771000-779999) Total	4,784	5,000	-	(5,000)	-100.00%

City of Chattanooga
Operational Budget - Department by Account
Fiscal Year 2021

Row Labels	Actual FY19	Budget FY20	Proposed FY21	Inc (Dec) Proposed vs. Budget	% Change
780000 - Other Expenses Parent (781000-789999)					
781301 - Fees, Licenses, & Permits	5,841	2,200	2,400	200	9.09%
781309 - Technology Cost	4,977	4,557	3,706	(851)	-18.67%
782201 - Awards	252	-	500	500	0.00%
782202 - Donations	1,500	-	-	-	0.00%
782203 - Refunds	(1,490)	-	-	-	0.00%
782220 - Sponsorships	3,631	-	-	-	0.00%
780000 - Other Expenses Parent (781000-789999) Total	14,711	6,757	6,606	(151)	-2.23%
Operating Expenses Total	234,506	209,248	195,206	(14,042)	-6.71%
B - Executive Branch Total	1,876,849	2,088,731	1,851,317	(237,414)	-11.37%
1100 Total	1,876,849	2,088,731	1,851,317	(237,414)	-11.37%



City of Chattanooga
Operational Budget - Dept by Offer
Fiscal Year 2021

Row Labels	Actual FY19	Budget FY20	Proposed FY21	Inc (Dec) Proposed vs. Budget	% Change
1100					
C - Finance & Admin					
City Court Clerk Judicial Support Services	1,189,027	1,458,784	1,385,981	(72,803)	-4.99%
Finance Administration	2,787,806	871,036	811,953	(59,083)	-6.78%
Financial Operations Management & Reporting	79,208	1,666,121	1,691,500	25,379	1.52%
Financial Plan Development and Management	13,819	653,328	653,067	(261)	-0.04%
Office of Performance Management and Open Data	219,035	436,715	431,431	(5,284)	-1.21%
Strategic Capital Planning	187,644	199,498	201,951	2,453	1.23%
Treasury Management Services	1,443,850	1,742,350	1,736,203	(6,147)	-0.35%
C - Finance & Admin Total	5,920,389	7,027,832	6,912,086	(115,746)	-1.65%
1100 Total	5,920,389	7,027,832	6,912,086	(115,746)	-1.65%



City of Chattanooga
Operational Budget - Cost Center Summary
Fiscal Year 2021

Row Labels	Actual FY19	Budget FY20	Proposed FY21	Inc (Dec) Proposed vs. Budget	% Change
1100					
C - Finance & Admin					
C00100 - City General Tax Revenue	4,617	500,000	500,000	-	0.00%
C00101 - Finance Office	2,880,833	3,190,485	3,156,520	(33,965)	-1.06%
C00102 - Capital Planning	187,644	199,498	201,951	2,453	1.23%
C00103 - Office of Performance Management	219,035	436,715	431,431	(5,284)	-1.21%
C00201 - Office of City Treasurer	1,299,843	1,059,350	1,068,203	8,853	0.84%
C00202 - Delinquent Tax	139,390	183,000	168,000	(15,000)	-8.20%
C00301 - City Court Clerk's Office	1,189,027	1,458,784	1,385,981	(72,803)	-4.99%
C - Finance & Admin Total	5,920,389	7,027,832	6,912,086	(115,746)	-1.65%
1100 Total	5,920,389	7,027,832	6,912,086	(115,746)	-1.65%



City of Chattanooga
Operational Budget - Department by Account Type
Fiscal Year 2021

Row Labels				Inc (Dec)	
	Actual FY19	Budget FY20	Proposed FY21	Proposed vs. Budget	% Change
1100					
C - Finance & Admin					
600000 - Salaries Parent (601000-609999)	2,936,914	3,349,387	3,303,637	(45,750)	-1.37%
610000 - Fringe Benefits Parent (611000-619999)	1,586,437	1,862,768	1,915,518	52,750	2.83%
700000 - Services Parent (701000-709999)	1,081,384	1,415,922	1,361,328	(54,594)	-3.86%
710000 - Materials & Supplies Parent (711000-719999)	72,546	94,670	89,745	(4,925)	-5.20%
720000 - Travel Expense Parent (721000-729999)	18,094	24,095	24,158	63	0.26%
730000 - Vehicle Operating Expense Parent (731000-739999)	239	200	700	500	250.00%
740000 - Insurance, Claims, Damages Parent (741000-749999)	2,460	5,000	5,000	-	0.00%
770000 - Capital Outlay Parent (771000-779999)	15,921	-	-	-	0.00%
780000 - Other Expenses Parent (781000-789999)	206,394	275,790	212,000	(63,790)	-23.13%
C - Finance & Admin Total	5,920,389	7,027,832	6,912,086	(115,746)	-1.65%
1100 Total	5,920,389	7,027,832	6,912,086	(115,746)	-1.65%



City of Chattanooga
Operational Budget - Department by Account
Fiscal Year 2021

Row Labels	Actual FY19	Budget FY20	Proposed FY21	Inc (Dec) Proposed vs. Budget	% Change
1100					
C - Finance & Admin					
.Personnel Expenses					
600000 - Salaries Parent (601000-609999)					
601101 - Regular Employees	2,513,303	3,278,227	3,209,409	(68,818)	-2.10%
601102 - Temporary Staffing	1,855	46,125	46,125	-	0.00%
601103 - Part Time Employees	5,196	-	41,168	41,168	0.00%
601199 - Budget - Attrition (Salary)	-	(35,000)	(48,600)	(13,600)	38.86%
601201 - Overtime	6,727	17,000	17,000	-	0.00%
601202 - Compensatory Time	3,410	-	-	-	0.00%
602103 - Auto Allowance	4,800	4,800	-	(4,800)	-100.00%
602105 - Cellphone Allowance	2,580	2,160	2,160	-	0.00%
602301 - Personal Leave	317,507	-	-	-	0.00%
602303 - Final Leave Payout	33,931	-	-	-	0.00%
602304 - Longevity	35,850	36,075	36,375	300	0.83%
602308 - Bereavement Pay	2,162	-	-	-	0.00%
602309 - Holiday Pay	9,593	-	-	-	0.00%
600000 - Salaries Parent (601000-609999) Total	2,936,914	3,349,387	3,303,637	(45,750)	-1.37%
610000 - Fringe Benefits Parent (611000-619999)					
611101 - FICA (OASDI)	170,677	187,783	187,160	(623)	-0.33%
611102 - Medicare	40,265	44,564	44,524	(40)	-0.09%
611199 - Budget - Attrition (Benefits)	-	(38,940)	(32,400)	6,540	-16.80%
611201 - General Pension	587,745	693,154	742,817	49,663	7.16%
611206 - Other Post-employment Benefits (OPEB)	232,458	266,821	272,420	5,599	2.10%
611207 - OPEB (Grants)	7	-	-	-	0.00%
611301 - Hospitalization	415,271	557,953	541,817	(16,136)	-2.89%
611302 - Life Insurance Benefit	3,591	7,305	4,380	(2,925)	-40.04%
611303 - Long-Term Disability	5,939	8,175	7,582	(593)	-7.25%
611304 - Health Savings Accounts	66,134	60,970	71,955	10,985	18.02%
611402 - Employee Health Savings Acct	3,850	1,783	-	(1,783)	-100.00%
611403 - On-site Medical Program	60,500	73,200	75,264	2,064	2.82%
610000 - Fringe Benefits Parent (611000-619999) Total	1,586,437	1,862,768	1,915,518	52,750	2.83%
.Personnel Expenses Total	4,523,351	5,212,155	5,219,155	7,000	0.13%
Operating Expenses					
700000 - Services Parent (701000-709999)					
701102 - Auditing & Accounting Services	5,042	-	5,000	5,000	0.00%
701103 - Consultant Fees	16,400	50,000	30,000	(20,000)	-40.00%
701109 - Legal Services	-	30,000	15,000	(15,000)	-50.00%
701208 - On-the-Job Injury Claims	35	5,000	5,000	-	0.00%
702207 - Maintenance Services	5,517	16,445	16,445	-	0.00%
702213 - Labor	308	-	-	-	0.00%
702221 - IT Maintenance	172,247	401,289	381,289	(20,000)	-4.98%
703206 - Air Cards	750	410	910	500	121.95%
704108 - Office Machine Rental	14,994	14,629	16,329	1,700	11.62%
704201 - Advertising	21,337	25,500	25,500	-	0.00%
704207 - Collection Expense	21,178	23,000	23,000	-	0.00%
704208 - Contracted Repair	-	650	650	-	0.00%
704210 - Printing	6,310	9,000	7,000	(2,000)	-22.22%
704211 - Court Costs	1,336	3,000	3,000	-	0.00%
704215 - Security Services	6,060	6,285	6,285	-	0.00%
704217 - Photographic Services	-	500	500	-	0.00%
704228 - Translation Service	12,250	17,000	17,000	-	0.00%

City of Chattanooga
Operational Budget - Department by Account
Fiscal Year 2021

Row Labels	Actual FY19	Budget FY20	Proposed FY21	Inc (Dec)	
				Proposed vs. Budget	% Change
704306 - Dues	4,536	9,900	10,020	120	1.21%
704307 - Employment Agencies	38,094	23,300	23,300	-	0.00%
704309 - Meeting Expense	1,883	3,000	3,990	990	33.00%
704310 - Local Mileage	2,559	850	1,010	160	18.82%
704311 - Miscellaneous Services	5,468	100	100	-	0.00%
704312 - Other Contracted Service	40	9,275	9,275	-	0.00%
704319 - Parking	11,555	10,539	12,039	1,500	14.23%
704320 - Link2Gov Internet Fee	934	1,200	1,200	-	0.00%
704321 - County Trustee Collection Fee	557,578	506,500	506,500	-	0.00%
704337 - Title/Escrow Search	79,800	88,000	88,000	-	0.00%
704340 - Shredding and Recycling Services	167	225	325	100	44.44%
704402 - Unallocated Purchasing Card Expense	-	-	36	36	0.00%
704405 - Discounts Taken	17	-	-	-	0.00%
704501 - Freight, Express & Drayage	282	425	425	-	0.00%
704502 - Postage	66,617	108,500	105,500	(3,000)	-2.76%
704601 - Local Registration Fees	6,659	10,150	7,150	(3,000)	-29.56%
704602 - Training Costs	4,298	6,300	11,560	5,260	83.49%
704603 - Tuition & Books	-	-	40	40	0.00%
704701 - Lockbox Fee	5,207	8,000	6,000	(2,000)	-25.00%
704702 - Bank Service Charges	3,172	1,950	1,950	-	0.00%
704703 - Bank Analysis Fee	(1,065)	5,000	5,000	-	0.00%
704705 - Credit Card Use Charge	9,819	20,000	15,000	(5,000)	-25.00%
700000 - Services Parent (701000-709999) Total	1,081,384	1,415,922	1,361,328	(54,594)	-3.86%
710000 - Materials & Supplies Parent (711000-719999)					
711102 - Books	-	500	500	-	0.00%
711104 - Forms & Printed Material	30,645	37,000	37,000	-	0.00%
711107 - Newspapers	599	520	545	25	4.81%
711108 - Periodicals, Publications	724	1,750	1,750	-	0.00%
711109 - Office Supplies & Stationery	28,691	23,300	23,300	-	0.00%
711111 - Printer Toner Cartridges	7,868	21,000	16,000	(5,000)	-23.81%
713116 - Motors & Parts	1,200	-	-	-	0.00%
714106 - Cleaning Supplies	-	-	50	50	0.00%
714114 - Film	-	3,000	3,000	-	0.00%
714117 - Food & Ice	1,527	1,250	1,250	-	0.00%
714122 - Kitchen & Dining Room Supplies	548	300	300	-	0.00%
714124 - Medical Supplies (First Aid)	-	50	50	-	0.00%
714126 - Other Materials & Supplies	-	6,000	6,000	-	0.00%
714143 - Event Planning, Services and Catering	744	-	-	-	0.00%
710000 - Materials & Supplies Parent (711000-719999) Total	72,546	94,670	89,745	(4,925)	-5.20%
720000 - Travel Expense Parent (721000-729999)					
721101 - Out-of-town Mileage	2,326	2,100	2,100	-	0.00%
721102 - Transportation	1,262	3,905	3,905	-	0.00%
721103 - Auto Rental	-	500	500	-	0.00%
721201 - Hotels	8,272	5,700	5,700	-	0.00%
721202 - Meals	4,309	2,000	2,000	-	0.00%
721301 - Registration Fees	1,925	9,190	9,190	-	0.00%
721302 - Other Travel Expenses	-	700	700	-	0.00%
721399 - Travel Advance	-	-	63	63	0.00%
720000 - Travel Expense Parent (721000-729999) Total	18,094	24,095	24,158	63	0.26%
730000 - Vehicle Operating Expense Parent (731000-739999)					
731402 - Fleet Daily Rental	239	200	200	-	0.00%
731403 - Vehicle Rental Local Use	-	-	500	500	0.00%

City of Chattanooga
Operational Budget - Department by Account
Fiscal Year 2021

Row Labels	Actual FY19	Budget FY20	Proposed FY21	Inc (Dec) Proposed vs. Budget	% Change
730000 - Vehicle Operating Expense Parent (731000-739999) Total	239	200	700	500	250.00%
740000 - Insurance, Claims, Damages Parent (741000-749999)					
742503 - Fidelity & Surety Bonds	2,460	5,000	5,000	-	0.00%
740000 - Insurance, Claims, Damages Parent (741000-749999) Total	2,460	5,000	5,000	-	0.00%
770000 - Capital Outlay Parent (771000-779999)					
772107 - Other Equipment (Under 5000)	10,704	-	-	-	0.00%
772109 - Office Furniture	3,396	-	-	-	0.00%
772112 - Computer equipment under 5000	1,119	-	-	-	0.00%
772122 - Office Equipment (under 5000)	702	-	-	-	0.00%
770000 - Capital Outlay Parent (771000-779999) Total	15,921	-	-	-	0.00%
780000 - Other Expenses Parent (781000-789999)					
781103 - Space Costs	145,317	224,000	185,000	(39,000)	-17.41%
781105 - Municipal Billing Overhead	21,574	15,000	-	(15,000)	-100.00%
781301 - Fees, Licenses, & Permits	2,549	6,647	6,492	(155)	-2.33%
781303 - State Fees Other	-	1,640	1,640	-	0.00%
781309 - Technology Cost	28,360	27,553	17,918	(9,635)	-34.97%
782201 - Awards	986	950	950	-	0.00%
782221 - Counterfeit currency and fraudulent checks	7,608	-	-	-	0.00%
780000 - Other Expenses Parent (781000-789999) Total	206,394	275,790	212,000	(63,790)	-23.13%
Operating Expenses Total	1,397,038	1,815,677	1,692,931	(122,746)	-6.76%
C - Finance & Admin Total	5,920,389	7,027,832	6,912,086	(115,746)	-1.65%
1100 Total	5,920,389	7,027,832	6,912,086	(115,746)	-1.65%



City of Chattanooga
Operational Budget - Dept by Offer
Fiscal Year 2021

Row Labels	Actual FY19	Budget FY20	Proposed FY21	Inc (Dec) Proposed vs. Budget	% Change
1100					
E - Human Resources					
Human Resources Operations Budget	2,223,425	3,019,072	3,104,179	85,107	2.82%
E - Human Resources Total	2,223,425	3,019,072	3,104,179	85,107	2.82%
1100 Total	2,223,425	3,019,072	3,104,179	85,107	2.82%



City of Chattanooga
Operational Budget - Cost Center Summary
Fiscal Year 2021

Row Labels	Actual FY19	Budget FY20	Proposed FY21	Inc (Dec) Proposed vs. Budget	% Change
1100					
E - Human Resources					
E00101 - Human Resources Admin	1,547,051	1,902,894	1,864,082	(38,812)	-2.04%
E00102 - Employee Training	93,967	356,172	346,420	(9,752)	-2.74%
E00201 - Employees Insurance Office	368,949	386,817	378,362	(8,455)	-2.19%
E00203 - Employees Safety Program	125,598	278,189	395,315	117,126	42.10%
E00301 - OJI Admin	78,000	75,000	100,000	25,000	33.33%
E00303 - Physical Exam - Police	9,860	20,000	20,000	-	0.00%
E - Human Resources Total	2,223,425	3,019,072	3,104,179	85,107	2.82%
1100 Total	2,223,425	3,019,072	3,104,179	85,107	2.82%



City of Chattanooga
Operational Budget - Department by Account Type
Fiscal Year 2021

Row Labels				Inc (Dec)	
	Actual FY19	Budget FY20	Proposed FY21	Proposed vs. Budget	% Change
1100					
E - Human Resources					
600000 - Salaries Parent (601000-609999)	1,166,871	1,566,023	1,610,836	44,813	2.86%
610000 - Fringe Benefits Parent (611000-619999)	628,722	918,517	971,795	53,278	5.80%
700000 - Services Parent (701000-709999)	296,384	412,495	385,775	(26,720)	-6.48%
710000 - Materials & Supplies Parent (711000-719999)	25,211	17,400	11,120	(6,280)	-36.09%
720000 - Travel Expense Parent (721000-729999)	8,459	9,167	7,000	(2,167)	-23.64%
730000 - Vehicle Operating Expense Parent (731000-739999)	6,518	3,200	5,111	1,911	59.72%
740000 - Insurance, Claims, Damages Parent (741000-749999)	78,000	75,000	100,000	25,000	33.33%
770000 - Capital Outlay Parent (771000-779999)	2,551	-	-	-	0.00%
780000 - Other Expenses Parent (781000-789999)	10,709	17,270	12,542	(4,728)	-27.38%
E - Human Resources Total	2,223,425	3,019,072	3,104,179	85,107	2.82%
1100 Total	2,223,425	3,019,072	3,104,179	85,107	2.82%



City of Chattanooga
Operational Budget - Department by Account
Fiscal Year 2021

Row Labels	Actual FY19	Budget FY20	Proposed FY21	Inc (Dec) Proposed vs. Budget	% Change
1100					
E - Human Resources					
.Personnel Expenses					
600000 - Salaries Parent (601000-609999)					
601101 - Regular Employees	1,001,157	1,527,493	1,654,471	126,978	8.31%
601102 - Temporary Staffing	18,180	25,000	18,000	(7,000)	-28.00%
601105 - Injured On Duty Pay	279	-	-	-	0.00%
601199 - Budget - Attrition (Salary)	-	-	(84,000)	(84,000)	0.00%
601201 - Overtime	1,493	-	-	-	0.00%
602105 - Cellphone Allowance	4,800	5,760	12,240	6,480	112.50%
602301 - Personal Leave	129,005	-	-	-	0.00%
602303 - Final Leave Payout	2,788	-	-	-	0.00%
602304 - Longevity	6,791	7,770	10,125	2,355	30.31%
602308 - Bereavement Pay	394	-	-	-	0.00%
602309 - Holiday Pay	1,984	-	-	-	0.00%
600000 - Salaries Parent (601000-609999) Total	1,166,871	1,566,023	1,610,836	44,813	2.86%
610000 - Fringe Benefits Parent (611000-619999)					
611101 - FICA (OASDI)	68,299	89,199	97,143	7,944	8.91%
611102 - Medicare	15,974	20,861	31,225	10,364	49.68%
611199 - Budget - Attrition (Benefits)	-	-	(56,000)	(56,000)	0.00%
611201 - General Pension	233,884	323,015	380,384	57,369	17.76%
611206 - Other Post-employment Benefits (OPEB)	93,007	125,380	139,487	14,107	11.25%
611301 - Hospitalization	166,197	300,377	321,602	21,225	7.07%
611302 - Life Insurance Benefit	1,298	3,567	2,296	(1,271)	-35.63%
611303 - Long-Term Disability	2,160	3,843	5,080	1,237	32.19%
611304 - Health Savings Accounts	25,263	21,648	15,633	(6,015)	-27.78%
611402 - Employee Health Savings Acct	1,380	555	-	(555)	-100.00%
611403 - On-site Medical Program	21,260	30,072	34,944	4,872	16.20%
610000 - Fringe Benefits Parent (611000-619999) Total	628,722	918,517	971,795	53,278	5.80%
.Personnel Expenses Total	1,795,593	2,484,540	2,582,631	98,091	3.95%
Operating Expenses					
700000 - Services Parent (701000-709999)					
701103 - Consultant Fees	129,160	187,000	155,000	(32,000)	-17.11%
701107 - Investigative Services	12,335	15,000	20,000	5,000	33.33%
701208 - On-the-Job Injury Claims	616	-	-	-	0.00%
701210 - Psychological Exam	9,860	20,000	20,000	-	0.00%
702221 - IT Maintenance	35,900	97,652	115,000	17,348	17.77%
702222 - Cabling & Installation	1,927	-	-	-	0.00%
703206 - Air Cards	408	449	450	1	0.22%
704108 - Office Machine Rental	5,703	4,615	6,200	1,585	34.34%
704201 - Advertising	-	2,000	2,400	400	20.00%
704208 - Contracted Repair	2,187	-	-	-	0.00%
704210 - Printing	-	2,050	250	(1,800)	-87.80%
704306 - Dues	4,333	5,499	5,200	(299)	-5.44%
704307 - Employment Agencies	3,716	1,000	-	(1,000)	-100.00%
704309 - Meeting Expense	71	180	-	(180)	-100.00%
704310 - Local Mileage	108	400	1,000	600	150.00%
704311 - Miscellaneous Services	-	100	-	(100)	-100.00%
704319 - Parking	16	100	25	(75)	-75.00%
704340 - Shredding and Recycling Services	116	200	200	-	0.00%
704501 - Freight, Express & Drayage	278	50	100	50	100.00%
704502 - Postage	2,144	1,700	1,150	(550)	-32.35%

City of Chattanooga
Operational Budget - Department by Account
Fiscal Year 2021

Row Labels	Actual FY19	Budget FY20	Proposed FY21	Inc (Dec) Proposed vs. Budget	% Change
704601 - Local Registration Fees	75	1,500	800	(700)	-46.67%
704602 - Training Costs	86,431	71,000	56,000	(15,000)	-21.13%
704603 - Tuition & Books	1,000	2,000	2,000	-	0.00%
700000 - Services Parent (701000-709999) Total	296,384	412,495	385,775	(26,720)	-6.48%
710000 - Materials & Supplies Parent (711000-719999)					
711101 - Audio Visual Supplies	1,303	1,500	350	(1,150)	-76.67%
711102 - Books	-	700	-	(700)	-100.00%
711104 - Forms & Printed Material	1,575	1,700	200	(1,500)	-88.24%
711105 - Instructional Materials &Supplies	3,510	1,500	250	(1,250)	-83.33%
711109 - Office Supplies & Stationery	5,596	4,950	3,400	(1,550)	-31.31%
711110 - Technology Accessories & Supplies	2,324	-	-	-	0.00%
711111 - Printer Toner Cartridges	-	500	-	(500)	-100.00%
714107 - Clothing	-	550	-	(550)	-100.00%
714117 - Food & Ice	4,974	1,000	1,500	500	50.00%
714122 - Kitchen & Dining Room Supplies	553	500	250	(250)	-50.00%
714129 - Safety Equipment	18	-	230	230	0.00%
714130 - Safety Shoes	125	-	440	440	0.00%
714148 - Security Material & Supplies	5,233	4,500	4,500	-	0.00%
710000 - Materials & Supplies Parent (711000-719999) Total	25,211	17,400	11,120	(6,280)	-36.09%
720000 - Travel Expense Parent (721000-729999)					
721102 - Transportation	1,676	200	1,200	1,000	500.00%
721103 - Auto Rental	-	100	-	(100)	-100.00%
721201 - Hotels	3,064	2,945	2,900	(45)	-1.53%
721202 - Meals	620	2,000	900	(1,100)	-55.00%
721301 - Registration Fees	3,023	3,922	2,000	(1,922)	-49.01%
721302 - Other Travel Expenses	76	-	-	-	0.00%
720000 - Travel Expense Parent (721000-729999) Total	8,459	9,167	7,000	(2,167)	-23.64%
730000 - Vehicle Operating Expense Parent (731000-739999)					
731102 - Gasoline	324	200	450	250	125.00%
731203 - Vehicle Labor	1,420	-	-	-	0.00%
731204 - Vehicle Parts & Supplies	935	-	-	-	0.00%
731401 - Fleet Leased Vehicle	3,724	2,800	4,461	1,661	59.32%
731402 - Fleet Daily Rental	115	200	200	-	0.00%
730000 - Vehicle Operating Expense Parent (731000-739999) Total	6,518	3,200	5,111	1,911	59.72%
740000 - Insurance, Claims, Damages Parent (741000-749999)					
742501 - Insurance Administrative Cost	78,000	75,000	100,000	25,000	33.33%
740000 - Insurance, Claims, Damages Parent (741000-749999) Total	78,000	75,000	100,000	25,000	33.33%
770000 - Capital Outlay Parent (771000-779999)					
772109 - Office Furniture	2,551	-	-	-	0.00%
770000 - Capital Outlay Parent (771000-779999) Total	2,551	-	-	-	0.00%
780000 - Other Expenses Parent (781000-789999)					
781301 - Fees, Licenses, & Permits	209	5,722	2,450	(3,272)	-57.18%
781309 - Technology Cost	9,660	9,660	8,092	(1,568)	-16.23%
782201 - Awards	840	1,888	2,000	112	5.93%
780000 - Other Expenses Parent (781000-789999) Total	10,709	17,270	12,542	(4,728)	-27.38%
Operating Expenses Total	427,832	534,532	521,548	(12,984)	-2.43%
E - Human Resources Total	2,223,425	3,019,072	3,104,179	85,107	2.82%

City of Chattanooga
 Operational Budget - Department by Account
 Fiscal Year 2021

Row Labels	Actual FY19	Budget FY20	Proposed FY21	Inc (Dec) Proposed vs. Budget	% Change
1100 Total	2,223,425	3,019,072	3,104,179	85,107	2.82%



City of Chattanooga
Operational Budget - Dept by Offer
Fiscal Year 2021

Row Labels	Actual FY19	Budget FY20	Proposed FY21	Inc (Dec) Proposed vs. Budget	% Change
1100					
G - Economic & Community Development					
Code Enforcement Division	1,795,416	2,075,155	2,166,690	91,535	4.41%
ECD Real Property	89,718	-	-	-	0.00%
Economic and Community Development Administration	1,228,406	1,394,759	1,029,702	(365,057)	-26.17%
Economic Development	328,252	626,644	476,553	(150,091)	-23.95%
Homeless Program	262,723	755,894	863,083	107,189	14.18%
Land Development Office	3,031,448	3,132,706	3,112,555	(20,151)	-0.64%
McKamey Animal Services	-	-	1,777,000	1,777,000	0.00%
Neighborhood Services	95,726	1,569	-	(1,569)	-100.00%
Open Spaces Outdoor Chatt Operating	770,909	883,299	923,600	40,301	4.56%
Public Art	155,451	239,428	193,851	(45,577)	-19.04%
Zoning Ordinance and Permitting Process Assessment	100,000	100,000	-	(100,000)	-100.00%
G - Economic & Community Development Total	7,858,049	9,209,454	10,543,033	1,333,579	14.48%
1100 Total	7,858,049	9,209,454	10,543,033	1,333,579	14.48%



City of Chattanooga
Operational Budget - Cost Center Summary
Fiscal Year 2021

Row Labels	Actual FY19	Budget FY20	Proposed FY21	Inc (Dec) Proposed vs. Budget	% Change
1100					
G - Economic & Community Development					
G00101 - ECD - Neighborhood Serv - Admin	981,913	1,044,952	618,638	(426,314)	-40.80%
G00104 - ECD - Affordable Housing Program	95,726	1,569	-	(1,569)	-100.00%
G00105 - ECD - Economic Development	328,252	626,644	476,553	(150,091)	-23.95%
G00106 - ECD - Homeless Outreach Program	262,723	755,894	863,083	107,189	14.18%
G00107 - ECD - Real Estate Office	89,718	-	-	-	0.00%
G00108 - ECD - Home Repair Program	-	15,000	15,000	-	0.00%
G00201 - Neighborhood Service Development	346,493	434,807	396,063	(38,744)	-8.91%
G00301 - Code Enforcement Office	1,693,745	1,975,155	2,066,690	91,535	4.63%
G00302 - Back Tax Properties Abatement	101,671	100,000	100,000	-	0.00%
G00303 - ECD - Animal Services	-	-	1,777,000	1,777,000	0.00%
G70001 - Outdoor Chattanooga	770,909	883,299	923,600	40,301	4.56%
G70203 - Shared Maint - Riverpark Art Maint & Mgmt	155,451	239,428	193,851	(45,577)	-19.04%
G71001 - Land Development Office	3,012,970	3,109,131	3,089,180	(19,951)	-0.64%
G71002 - Board of Plumbing Examiners	821	2,100	2,100	-	0.00%
G71003 - Board of Electrical Examiners	2,251	5,650	5,650	-	0.00%
G71004 - Board of Mechanical Examiners	78	1,850	1,850	-	0.00%
G71005 - Board of Gas Fitters	660	2,050	1,850	(200)	-9.76%
G71006 - Board of Appeals & Variances	14,668	11,925	11,925	-	0.00%
G - Economic & Community Development Total	7,858,049	9,209,454	10,543,033	1,333,579	14.48%
1100 Total	7,858,049	9,209,454	10,543,033	1,333,579	14.48%



City of Chattanooga
Operational Budget - Department by Account Type
Fiscal Year 2021

Row Labels				Inc (Dec)	
	Actual FY19	Budget FY20	Proposed FY21	Proposed vs. Budget	% Change
1100					
G - Economic & Community Development					
600000 - Salaries Parent (601000-609999)	3,985,021	4,554,674	4,372,311	(182,363)	-4.00%
610000 - Fringe Benefits Parent (611000-619999)	2,270,853	2,784,297	2,956,937	172,640	6.20%
700000 - Services Parent (701000-709999)	1,061,459	1,154,572	2,751,346	1,596,774	138.30%
710000 - Materials & Supplies Parent (711000-719999)	99,458	73,375	73,775	400	0.55%
720000 - Travel Expense Parent (721000-729999)	40,495	44,360	44,160	(200)	-0.45%
730000 - Vehicle Operating Expense Parent (731000-739999)	223,441	258,489	174,688	(83,801)	-32.42%
740000 - Insurance, Claims, Damages Parent (741000-749999)	150	10,700	10,700	-	0.00%
760000 - Capital Assets Parent (761000-769999)	(6,378)	1,000	-	(1,000)	-100.00%
770000 - Capital Outlay Parent (771000-779999)	32,257	3,000	-	(3,000)	-100.00%
780000 - Other Expenses Parent (781000-789999)	151,293	205,256	159,116	(46,140)	-22.48%
810000 - Other Financing Uses Parent (811000-819999)	-	119,731	-	(119,731)	-100.00%
G - Economic & Community Development Total	7,858,049	9,209,454	10,543,033	1,333,579	14.48%
1100 Total	7,858,049	9,209,454	10,543,033	1,333,579	14.48%



City of Chattanooga
Operational Budget - Department by Account
Fiscal Year 2021

Row Labels	Actual FY19	Budget FY20	Proposed FY21	Inc (Dec) Proposed vs. Budget	% Change
1100					
G - Economic & Community Development					
.Personnel Expenses					
600000 - Salaries Parent (601000-609999)					
601101 - Regular Employees	3,325,924	4,460,626	4,413,210	(47,416)	-1.06%
601102 - Temporary Staffing	12,917	123,463	68,838	(54,625)	-44.24%
601103 - Part Time Employees	50,715	-	107,493	107,493	0.00%
601199 - Budget - Attrition (Salary)	-	(120,000)	(300,000)	(180,000)	150.00%
601201 - Overtime	2,854	-	-	-	0.00%
601202 - Compensatory Time	119	-	-	-	0.00%
602105 - Cellphone Allowance	32,720	35,160	33,120	(2,040)	-5.80%
602301 - Personal Leave	442,312	-	-	-	0.00%
602303 - Final Leave Payout	47,370	-	-	-	0.00%
602304 - Longevity	50,625	55,425	49,650	(5,775)	-10.42%
602308 - Bereavement Pay	2,146	-	-	-	0.00%
602309 - Holiday Pay	17,319	-	-	-	0.00%
600000 - Salaries Parent (601000-609999) Total	3,985,021	4,554,674	4,372,311	(182,363)	-4.00%
610000 - Fringe Benefits Parent (611000-619999)					
611101 - FICA (OASDI)	230,703	258,486	261,062	2,576	1.00%
611102 - Medicare	53,959	60,539	61,098	559	0.92%
611199 - Budget - Attrition (Benefits)	-	(80,000)	(200,000)	(120,000)	150.00%
611201 - General Pension	770,807	932,130	1,040,817	108,687	11.66%
611206 - Other Post-employment Benefits (OPEB)	324,563	358,813	373,978	15,165	4.23%
611207 - OPEB (Grants)	186	-	-	-	0.00%
611301 - Hospitalization	674,260	1,025,720	1,152,063	126,343	12.32%
611302 - Life Insurance Benefit	5,297	8,970	6,855	(2,115)	-23.58%
611303 - Long-Term Disability	8,086	10,781	10,629	(152)	-1.41%
611304 - Health Savings Accounts	106,242	97,948	117,379	19,431	19.84%
611402 - Employee Health Savings Acct	5,950	2,610	-	(2,610)	-100.00%
611403 - On-site Medical Program	90,800	108,300	133,056	24,756	22.86%
610000 - Fringe Benefits Parent (611000-619999) Total	2,270,853	2,784,297	2,956,937	172,640	6.20%
.Personnel Expenses Total	6,255,874	7,338,971	7,329,248	(9,723)	-0.13%
Operating Expenses					
700000 - Services Parent (701000-709999)					
701103 - Consultant Fees	84	8,680	8,680	-	0.00%
701104 - Court Reporter & Transcriber Fees	-	200	200	-	0.00%
701105 - Engineering Non-construction Consulting	-	10,000	10,000	-	0.00%
701109 - Legal Services	2,150	5,000	5,000	-	0.00%
701111 - IT Hosting & Managed Services	900	1,200	1,000	(200)	-16.67%
701208 - On-the-Job Injury Claims	1,927	-	-	-	0.00%
702102 - Electrical	610	1,500	1,500	-	0.00%
702103 - Exterminating Service	181	228	218	(10)	-4.39%
702106 - Plumbing	-	2,000	500	(1,500)	-75.00%
702108 - Locksmith	544	350	350	-	0.00%
702204 - Contracted Repair Service	-	300	300	-	0.00%
702207 - Maintenance Services	2,320	500	500	-	0.00%
702213 - Labor	678	-	-	-	0.00%
702221 - IT Maintenance	19,803	58,100	20,600	(37,500)	-64.54%
702222 - Cabling & Installation	446	-	-	-	0.00%
702225 - IT Maintenance - Licensing	70	-	-	-	0.00%
702226 - IT Maintenance - Hosting	-	1,200	-	(1,200)	-100.00%
703101 - Electricity	4,322	6,600	15,000	8,400	127.27%

City of Chattanooga
Operational Budget - Department by Account
Fiscal Year 2021

Row Labels	Actual FY19	Budget FY20	Proposed FY21	Inc (Dec) Proposed vs. Budget	% Change
703102 - Natural Gas	1,442	1,300	1,300	-	0.00%
703103 - Water	1,655	2,000	2,000	-	0.00%
703109 - Sewer	944	1,800	1,800	-	0.00%
703201 - Telephone Service	3,696	2,050	2,050	-	0.00%
703202 - Cellular Phone Service	-	2,120	-	(2,120)	-100.00%
703206 - Air Cards	24,080	11,540	12,640	1,100	9.53%
704104 - Equipment Rental	6,273	3,000	5,004	2,004	66.80%
704105 - Property Rental	250	700	700	-	0.00%
704106 - Dumpster Rental	720	-	-	-	0.00%
704108 - Office Machine Rental	22,060	21,355	21,355	-	0.00%
704109 - Traffic Control - Rental	488	-	-	-	0.00%
704201 - Advertising	5,358	13,300	13,300	-	0.00%
704203 - Publicity	668	2,500	2,500	-	0.00%
704206 - Binding	-	175	175	-	0.00%
704207 - Collection Expense	224	-	-	-	0.00%
704210 - Printing	20,331	15,350	14,850	(500)	-3.26%
704212 - Data Processing Service	730	-	-	-	0.00%
704213 - Debris Removal & Cleanup	256,256	260,000	255,000	(5,000)	-1.92%
704219 - Property Appraisals	3,495	7,500	7,000	(500)	-6.67%
704238 - Animal Control Contracted Services	-	-	1,777,000	1,777,000	0.00%
704239 - Bio-Hazard / Environmental Services	-	5,000	5,000	-	0.00%
704242 - License Testing	-	6,200	6,200	-	0.00%
704306 - Dues	3,811	6,350	6,350	-	0.00%
704307 - Employment Agencies	-	-	8,000	8,000	0.00%
704308 - Local Transportation	300	-	-	-	0.00%
704309 - Meeting Expense	6,910	7,350	7,350	-	0.00%
704310 - Local Mileage	2,039	2,500	2,500	-	0.00%
704311 - Miscellaneous Services	4,180	46,800	9,300	(37,500)	-80.13%
704312 - Other Contracted Service	64,112	11,700	11,700	-	0.00%
704313 - Recording Documents	8,767	8,504	8,504	-	0.00%
704314 - Stipends	2,000	-	-	-	0.00%
704315 - Waste Disposal	1,135	1,800	2,800	1,000	55.56%
704317 - Contracted Operations	153,990	200,000	100,000	(100,000)	-50.00%
704319 - Parking	15,479	9,720	9,720	-	0.00%
704320 - Link2Gov Internet Fee	41,109	37,200	37,200	-	0.00%
704329 - Radio Maintenance	1,666	-	-	-	0.00%
704330 - Demolition Services	308,555	315,000	300,000	(15,000)	-4.76%
704337 - Title/Escrow Search	7,700	4,500	4,500	-	0.00%
704340 - Shredding and Recycling Services	74	150	150	-	0.00%
704402 - Unallocated Purchasing Card Expense	240	-	-	-	0.00%
704407 - Wireless Data Communication	3,910	5,000	5,000	-	0.00%
704501 - Freight, Express & Drayage	402	450	450	-	0.00%
704502 - Postage	36,337	35,400	35,200	(200)	-0.56%
704601 - Local Registration Fees	3,291	3,200	3,700	500	15.63%
704602 - Training Costs	8,193	5,000	5,000	-	0.00%
704603 - Tuition & Books	1,275	-	-	-	0.00%
704705 - Credit Card Use Charge	3,279	2,200	2,200	-	0.00%
700000 - Services Parent (701000-709999) Total	1,061,459	1,154,572	2,751,346	1,596,774	138.30%
710000 - Materials & Supplies Parent (711000-719999)					
711101 - Audio Visual Supplies	2,225	-	-	-	0.00%
711102 - Books	-	600	600	-	0.00%
711104 - Forms & Printed Material	-	200	-	(200)	-100.00%
711105 - Instructional Materials & Supplies	-	800	800	-	0.00%
711107 - Newspapers	209	260	260	-	0.00%

City of Chattanooga
Operational Budget - Department by Account
Fiscal Year 2021

Row Labels	Actual FY19	Budget FY20	Proposed FY21	Inc (Dec) Proposed vs. Budget	% Change
711108 - Periodicals, Publications	-	100	100	-	0.00%
711109 - Office Supplies & Stationery	23,542	17,300	17,300	-	0.00%
711110 - Technology Accessories & Supplies	46	750	750	-	0.00%
711111 - Printer Toner Cartridges	3,225	2,000	2,500	500	25.00%
712107 - Lumber & Wood Products	15,029	12,300	12,300	-	0.00%
712108 - Other Constr & Bldg Materials	879	500	500	-	0.00%
712109 - Paint	9,857	2,100	2,100	-	0.00%
712114 - Plumbing Supplies	10	-	-	-	0.00%
714105 - Building Maintenance Supplies	-	200	200	-	0.00%
714106 - Cleaning Supplies	328	500	500	-	0.00%
714107 - Clothing	1,472	2,400	2,400	-	0.00%
714111 - Electrical Supplies, Bulbs, Etc	38	50	50	-	0.00%
714112 - Electronic Parts	1,025	-	-	-	0.00%
714115 - Fire Code Equipment	-	100	100	-	0.00%
714117 - Food & Ice	10,256	9,365	9,465	100	1.07%
714119 - Fuel	68	-	-	-	0.00%
714120 - Hardware, Nails, Small Tools	671	600	600	-	0.00%
714122 - Kitchen & Dining Room Supplies	15	100	100	-	0.00%
714124 - Medical Supplies (First Aid)	75	300	300	-	0.00%
714126 - Other Materials & Supplies	18,437	15,100	15,100	-	0.00%
714128 - Recreational Supplies	3,391	3,000	3,000	-	0.00%
714129 - Safety Equipment	5,904	1,150	1,150	-	0.00%
714130 - Safety Shoes	531	-	-	-	0.00%
714135 - Locks & Key supplies	390	350	350	-	0.00%
714138 - Flags Banners and Signage	656	-	-	-	0.00%
714140 - Chain	176	-	-	-	0.00%
714143 - Event Planning, Services and Catering	796	3,000	3,000	-	0.00%
714144 - Batteries	207	250	250	-	0.00%
710000 - Materials & Supplies Parent (711000-719999) Total	99,458	73,375	73,775	400	0.55%
720000 - Travel Expense Parent (721000-729999)					
721101 - Out-of-town Mileage	3,825	100	100	-	0.00%
721102 - Transportation	4,103	10,460	10,260	(200)	-1.91%
721103 - Auto Rental	97	-	-	-	0.00%
721201 - Hotels	15,547	13,600	13,600	-	0.00%
721202 - Meals	5,507	7,450	7,450	-	0.00%
721301 - Registration Fees	10,947	11,850	11,850	-	0.00%
721302 - Other Travel Expenses	469	900	900	-	0.00%
720000 - Travel Expense Parent (721000-729999) Total	40,495	44,360	44,160	(200)	-0.45%
730000 - Vehicle Operating Expense Parent (731000-739999)					
731102 - Gasoline	38,004	30,889	31,189	300	0.97%
731203 - Vehicle Labor	21,747	3,000	3,000	-	0.00%
731204 - Vehicle Parts & Supplies	33,129	3,700	3,700	-	0.00%
731301 - Car Wash	693	900	900	-	0.00%
731401 - Fleet Leased Vehicle	129,706	220,000	135,899	(84,101)	-38.23%
731402 - Fleet Daily Rental	162	-	-	-	0.00%
730000 - Vehicle Operating Expense Parent (731000-739999) Total	223,441	258,489	174,688	(83,801)	-32.42%
740000 - Insurance, Claims, Damages Parent (741000-749999)					
742402 - Building & Content Insurance	-	10,500	10,500	-	0.00%
742503 - Fidelity & Surety Bonds	150	200	200	-	0.00%
740000 - Insurance, Claims, Damages Parent (741000-749999) Total	150	10,700	10,700	-	0.00%
760000 - Capital Assets Parent (761000-769999)					

City of Chattanooga
Operational Budget - Department by Account
Fiscal Year 2021

Row Labels	Actual FY19	Budget FY20	Proposed FY21	Inc (Dec) Proposed vs. Budget	% Change
761101 - CIP Expense	(6,378)	1,000	-	(1,000)	-100.00%
760000 - Capital Assets Parent (761000-769999) Total	(6,378)	1,000	-	(1,000)	-100.00%
770000 - Capital Outlay Parent (771000-779999)					
772107 - Other Equipment (Under 5000)	4,280	-	-	-	0.00%
772108 - Recreational Equipment	-	3,000	-	(3,000)	-100.00%
772109 - Office Furniture	5,184	-	-	-	0.00%
772111 - Computer Software under 15000	15,286	-	-	-	0.00%
772112 - Computer equipment under 5000	7,507	-	-	-	0.00%
770000 - Capital Outlay Parent (771000-779999) Total	32,257	3,000	-	(3,000)	-100.00%
780000 - Other Expenses Parent (781000-789999)					
781103 - Space Costs	68,125	60,000	60,000	-	0.00%
781301 - Fees, Licenses, & Permits	2,795	1,800	1,400	(400)	-22.22%
781309 - Technology Cost	39,560	48,195	27,455	(20,740)	-43.03%
782201 - Awards	-	2,661	2,661	-	0.00%
782207 - Grant Award	-	25,000	-	(25,000)	-100.00%
782210 - Program Expense	40,813	67,600	67,600	-	0.00%
780000 - Other Expenses Parent (781000-789999) Total	151,293	205,256	159,116	(46,140)	-22.48%
Operating Expenses Total	1,602,175	1,750,752	3,213,785	1,463,033	83.57%
Transfers To					
810000 - Other Financing Uses Parent (811000-819999)					
811111 - Transfer to Gen Fd Special Programs	-	119,731	-	(119,731)	-100.00%
810000 - Other Financing Uses Parent (811000-819999) Total	-	119,731	-	(119,731)	-100.00%
Transfers To Total	-	119,731	-	(119,731)	-100.00%
G - Economic & Community Development Total	7,858,049	9,209,454	10,543,033	1,333,579	14.48%
1100 Total	7,858,049	9,209,454	10,543,033	1,333,579	14.48%

City of Chattanooga
Operational Budget - Dept by Offer
Fiscal Year 2021

Row Labels	Actual FY19	Budget FY20	Proposed FY21	Inc (Dec) Proposed vs. Budget	% Change
1100					
H - Police					
911 Emergency Communication	4,730,950	5,117,426	5,117,426	0	0.00%
Administration & Support	8,875,647	4,429,770	5,601,216	1,171,446	26.44%
Community & Department Support Services Bureau	413,851	635,597	523,659	(111,938)	-17.61%
Family Justice Center	617,389	669,597	(0)	(669,597)	-100.00%
Investigative Services Division 1	7,297,879	8,737,983	8,700,236	(37,747)	-0.43%
Investigative Services Division 2	5,540,918	4,529,638	5,219,039	689,401	15.22%
McKamey Animal Services	1,725,250	1,777,000	-	(1,777,000)	-100.00%
Neighborhood Policing Bureau	26,129,986	29,094,799	28,134,961	(959,838)	-3.30%
Office of Chief of Police	2,325,087	3,025,565	2,790,183	(235,382)	-7.78%
Police Facilities	6,877,880	7,157,269	6,062,829	(1,094,440)	-15.29%
Real Time Intelligence Center (RTIC)	1,328,631	2,069,531	1,623,146	(446,385)	-21.57%
Special Operations & Budget/Finance	4,582,233	5,758,710	5,447,456	(311,254)	-5.40%
H - Police Total	70,445,701	73,002,885	69,220,152	(3,782,733)	-5.18%
1100 Total	70,445,701	73,002,885	69,220,152	(3,782,733)	-5.18%



City of Chattanooga
Operational Budget - Cost Center Summary
Fiscal Year 2021

Row Labels	Actual FY19	Budget FY20	Proposed FY21	Inc (Dec) Proposed vs. Budget	% Change
1100					
H - Police					
H00101 - Chief of Police	1,174,372	1,766,036	1,143,659	(622,377)	-35.24%
H00102 - Internal Affairs	1,150,715	1,259,529	1,496,524	236,995	18.82%
H00201 - Police Uniform Services Command	349,895	305,123	319,812	14,689	4.81%
H00202 - Police Community Services	413,851	635,597	523,659	(111,938)	-17.61%
H00203 - Police Special Operations	4,169,580	5,241,789	5,014,803	(226,986)	-4.33%
H00301 - Police Patrol Alpha	4,260,211	4,788,191	4,518,794	(269,397)	-5.63%
H00302 - Police Patrol Bravo	2,767,213	3,277,559	3,411,595	134,036	4.09%
H00303 - Police Patrol Charlie	3,555,695	3,457,387	3,825,638	368,251	10.65%
H00306 - Police Bike Patrol	165,443	305,492	330,979	25,487	8.34%
H00401 - Police Patrol Echo	3,707,980	4,180,691	3,711,654	(469,037)	-11.22%
H00402 - Police Patrol Fox	3,745,189	4,088,701	4,096,837	8,136	0.20%
H00501 - Police Patrol Delta	3,969,769	4,493,099	4,311,213	(181,886)	-4.05%
H00502 - Police Patrol George	3,608,591	4,198,556	3,608,439	(590,117)	-14.06%
H00601 - Investigative Services Command	471,071	581,994	598,033	16,039	2.76%
H00603 - Major Crimes	6,826,808	8,155,989	8,102,203	(53,786)	-0.66%
H00604 - Special Investigations	4,046,224	3,030,320	3,389,188	358,868	11.84%
H00605 - Special Victims Unit at Family Justice Center	1,494,694	1,499,318	1,829,850	330,532	22.05%
H00702 - Police Admin Support & Tech Svcs	2,397,904	2,465,508	2,673,555	208,047	8.44%
H00703 - Police Training Recruiting	5,633,526	1,095,321	2,220,594	1,125,273	102.73%
H00704 - Police Budget & Finance	407,517	436,356	432,653	(3,703)	-0.85%
H00705 - Police Facilities & Security	6,867,645	7,134,443	6,037,503	(1,096,940)	-15.38%
H00706 - Police Facilities - East 11th St Station	10,235	22,826	25,326	2,500	10.95%
H00707 - Real Time Intelligence Center (RTIC)	1,328,631	2,069,531	1,623,146	(446,385)	-21.57%
H00801 - Records Management & Services	729,545	732,629	748,948	16,319	2.23%
H00802 - Polygraph	114,672	136,312	108,118	(28,194)	-20.68%
H00803 - Police Communications Center	4,730,950	5,117,426	5,117,426	0	0.00%
H00804 - Animal Services	1,725,250	1,777,000	-	(1,777,000)	-100.00%
H00805 - Family Justice Center	617,389	669,597	(0)	(669,597)	-100.00%
H00807 - Safety Minority Internship	5,136	80,565	-	(80,565)	-100.00%
H - Police Total	70,445,701	73,002,885	69,220,152	(3,782,733)	-5.18%
1100 Total	70,445,701	73,002,885	69,220,152	(3,782,733)	-5.18%



City of Chattanooga
Operational Budget - Department by Account Type
Fiscal Year 2021

Row Labels				Inc (Dec)	
	Actual FY19	Budget FY20	Proposed FY21	Proposed vs. Budget	% Change
1100					
H - Police					
600000 - Salaries Parent (601000-609999)	29,048,594	30,563,442	29,051,810	(1,511,632)	-4.95%
610000 - Fringe Benefits Parent (611000-619999)	24,203,824	25,640,345	26,821,791	1,181,446	4.61%
700000 - Services Parent (701000-709999)	10,646,712	10,148,338	8,168,955	(1,979,383)	-19.50%
710000 - Materials & Supplies Parent (711000-719999)	421,302	322,691	270,290	(52,401)	-16.24%
720000 - Travel Expense Parent (721000-729999)	136,479	52,030	51,080	(950)	-1.83%
730000 - Vehicle Operating Expense Parent (731000-739999)	5,343,428	5,684,404	4,514,546	(1,169,858)	-20.58%
740000 - Insurance, Claims, Damages Parent (741000-749999)	2,005	-	-	-	0.00%
770000 - Capital Outlay Parent (771000-779999)	132,010	49,200	-	(49,200)	-100.00%
780000 - Other Expenses Parent (781000-789999)	386,547	417,635	216,880	(200,755)	-48.07%
810000 - Other Financing Uses Parent (811000-819999)	124,800	124,800	124,800	-	0.00%
H - Police Total	70,445,701	73,002,885	69,220,152	(3,782,733)	-5.18%
1100 Total	70,445,701	73,002,885	69,220,152	(3,782,733)	-5.18%



City of Chattanooga
Operational Budget - Department by Account
Fiscal Year 2021

Row Labels	Actual FY19	Budget FY20	Proposed FY21	Inc (Dec) Proposed vs. Budget	% Change
1100					
H - Police					
.Personnel Expenses					
600000 - Salaries Parent (601000-609999)					
601101 - Regular Employees	22,672,313	28,759,153	27,172,827	(1,586,326)	-5.52%
601102 - Temporary Staffing	564	80,565	-	(80,565)	-100.00%
601103 - Part Time Employees	35,452	-	418,003	418,003	0.00%
601104 - State Training Wages	258,000	229,800	396,800	167,000	72.67%
601105 - Injured On Duty Pay	53,330	-	-	-	0.00%
601199 - Budget - Attrition (Salary)	-	(1,080,000)	(1,137,000)	(57,000)	5.28%
601201 - Overtime	1,434,659	1,230,000	1,270,000	40,000	3.25%
601202 - Compensatory Time	50,181	-	-	-	0.00%
602101 - Uniform Allowance	203,500	198,000	248,000	50,000	25.25%
602105 - Cellphone Allowance	99,880	96,480	100,080	3,600	3.73%
602301 - Personal Leave	3,258,439	-	-	-	0.00%
602302 - Personal Leave Buybacks	4,388	-	-	-	0.00%
602303 - Final Leave Payout	422,102	-	-	-	0.00%
602304 - Longevity	426,150	437,100	456,300	19,200	4.39%
602306 - Call Back Pay	35,366	24,950	67,500	42,550	170.54%
602307 - On Call Pay	64,892	50,500	59,300	8,800	17.43%
602308 - Bereavement Pay	4,613	-	-	-	0.00%
602309 - Holiday Pay	24,765	-	-	-	0.00%
609999 - Budget - Salaries & Wages	-	536,894	-	(536,894)	-100.00%
600000 - Salaries Parent (601000-609999) Total	29,048,594	30,563,442	29,051,810	(1,511,632)	-4.95%
610000 - Fringe Benefits Parent (611000-619999)					
611101 - FICA (OASDI)	249,630	229,648	202,193	(27,455)	-11.96%
611102 - Medicare	395,506	443,315	382,099	(61,216)	-13.81%
611199 - Budget - Attrition (Benefits)	-	(720,000)	(763,000)	(43,000)	5.97%
611201 - General Pension	627,825	765,875	724,119	(41,756)	-5.45%
611202 - Fire & Police Pension	10,869,368	11,507,285	12,606,247	1,098,962	9.55%
611206 - Other Post-employment Benefits (OPEB)	5,597,114	5,679,756	5,868,588	188,832	3.32%
611207 - OPEB (Grants)	2,038	-	-	-	0.00%
611301 - Hospitalization	5,309,197	6,619,162	6,510,104	(109,058)	-1.65%
611302 - Life Insurance Benefit	38,897	43,108	43,127	19	0.04%
611303 - Long-Term Disability	6,427	10,505	7,615	(2,890)	-27.51%
611304 - Health Savings Accounts	483,112	444,411	528,377	83,966	18.89%
611402 - Employee Health Savings Acct	25,810	11,280	-	(11,280)	-100.00%
611403 - On-site Medical Program	598,900	606,000	712,320	106,320	17.54%
610000 - Fringe Benefits Parent (611000-619999) Total	24,203,824	25,640,345	26,821,791	1,181,446	4.61%
.Personnel Expenses Total	53,252,418	56,203,787	55,873,601	(330,186)	-0.59%
Operating Expenses					
700000 - Services Parent (701000-709999)					
701103 - Consultant Fees	39,590	32,400	12,400	(20,000)	-61.73%
701110 - Veterinary Services	2,640	2,300	2,300	-	0.00%
701208 - On-the-Job Injury Claims	1,346,735	500,000	500,000	-	0.00%
701211 - Diagnostic Testing	2,572	-	-	-	0.00%
701213 - On-the-Job Injury Settlement Claims	64,407	-	-	-	0.00%
702102 - Electrical	869	6,000	6,000	-	0.00%
702103 - Exterminating Service	2,477	1,150	1,150	-	0.00%
702106 - Plumbing	1,818	1,500	1,500	-	0.00%
702108 - Locksmith	-	50	50	-	0.00%
702109 - Custodial Services	64,288	60,000	65,000	5,000	8.33%

City of Chattanooga
Operational Budget - Department by Account
Fiscal Year 2021

Row Labels	Actual FY19	Budget FY20	Proposed FY21	Inc (Dec)	
				Proposed vs. Budget	% Change
702201 - Alarm System Repair	299	500	500	-	0.00%
702202 - Bldg & Grounds Maintenance	3,281	2,000	2,000	-	0.00%
702204 - Contracted Repair Service	4,192	2,500	2,500	-	0.00%
702206 - Elevator Maintenance	6,612	5,000	5,000	-	0.00%
702207 - Maintenance Services	9,840	6,500	6,500	-	0.00%
702208 - Fire Prevention Measures	3,002	4,500	4,500	-	0.00%
702211 - Grounds	-	500	500	-	0.00%
702212 - HVAC	34,669	17,500	40,000	22,500	128.57%
702214 - Landscaping	7,416	5,000	5,000	-	0.00%
702215 - Building Repairs or Renovations under \$5000	4,796	5,000	5,000	-	0.00%
702217 - Valve Repairs	-	100	-	(100)	-100.00%
702221 - IT Maintenance	483,593	469,776	366,420	(103,356)	-22.00%
702222 - Cabling & Installation	42,791	-	-	-	0.00%
702224 - Equipment Inspection and Calibration	8,860	-	10,000	10,000	0.00%
702225 - IT Maintenance - Licensing	88,693	4,500	81,000	76,500	1700.00%
702226 - IT Maintenance - Hosting	3,400	-	-	-	0.00%
702227 - IT Maintenance - Support Maintenance	31,487	292,862	98,850	(194,012)	-66.25%
702228 - Generator Maintenance	345	-	-	-	0.00%
703101 - Electricity	237,996	235,200	235,200	-	0.00%
703102 - Natural Gas	34,679	26,067	26,000	(67)	-0.26%
703103 - Water	15,004	16,617	17,000	383	2.30%
703109 - Sewer	19,049	22,500	42,500	20,000	88.89%
703202 - Cellular Phone Service	3,051	395	-	(395)	-100.00%
703204 - Internet & Cable Services	2,300	2,500	2,000	(500)	-20.00%
703206 - Air Cards	299,834	179,138	179,138	-	0.00%
703207 - Digital Connectivity	24,741	96,000	96,000	-	0.00%
704102 - Clothing & Linen Service	925	1,500	1,500	-	0.00%
704104 - Equipment Rental	970	13,700	13,700	-	0.00%
704105 - Property Rental	400	-	-	-	0.00%
704106 - Dumpster Rental	-	1,350	1,350	-	0.00%
704107 - Floor Mat / Scrapper Rental	3,169	4,000	4,000	-	0.00%
704108 - Office Machine Rental	56,838	26,000	26,790	790	3.04%
704109 - Traffic Control - Rental	33,307	30,000	30,000	-	0.00%
704201 - Advertising	-	700	5,700	5,000	714.29%
704203 - Publicity	2,400	-	-	-	0.00%
704204 - Alarm Monitoring	7,706	3,006	3,006	-	0.00%
704208 - Contracted Repair	11,153	5,000	5,000	-	0.00%
704210 - Printing	6,900	250	-	(250)	-100.00%
704212 - Data Processing Service	360,120	400,000	370,000	(30,000)	-7.50%
704215 - Security Services	-	500	500	-	0.00%
704228 - Translation Service	527	1,000	500	(500)	-50.00%
704236 - 911 Emergency Services	4,983,894	5,117,426	5,117,426	0	0.00%
704238 - Animal Control Contracted Services	1,725,250	1,777,000	-	(1,777,000)	-100.00%
704239 - Bio-Hazard / Environmental Services	1,560	-	-	-	0.00%
704298 - 911 Emergency Services Refund	(252,944)	-	-	-	0.00%
704306 - Dues	15,575	6,550	10,000	3,450	52.67%
704308 - Local Transportation	50	100	100	-	0.00%
704309 - Meeting Expense	1,215	500	2,000	1,500	300.00%
704310 - Local Mileage	1,932	250	-	(250)	-100.00%
704311 - Miscellaneous Services	3,281	-	-	-	0.00%
704312 - Other Contracted Service	7,798	-	-	-	0.00%
704315 - Waste Disposal	7,885	4,000	4,000	-	0.00%
704316 - Wrecker Service	1,031	-	-	-	0.00%
704317 - Contracted Operations	9,355	-	-	-	0.00%
704319 - Parking	21,566	15,000	18,000	3,000	20.00%

City of Chattanooga
Operational Budget - Department by Account
Fiscal Year 2021

Row Labels	Actual FY19	Budget FY20	Proposed FY21	Inc (Dec)	
				Proposed vs. Budget	% Change
704329 - Radio Maintenance	694,935	702,026	702,050	24	0.00%
704340 - Shredding and Recycling Services	4,336	-	-	-	0.00%
704342 - IT Contracted Personnel	969	-	-	-	0.00%
704343 - FJC - Client Support Services	668	-	-	-	0.00%
704501 - Freight, Express & Drayage	1,899	900	900	-	0.00%
704502 - Postage	12,266	7,500	7,500	-	0.00%
704601 - Local Registration Fees	3,232	1,025	1,425	400	39.02%
704602 - Training Costs	19,205	31,000	29,500	(1,500)	-4.84%
704603 - Tuition & Books	2,000	-	-	-	0.00%
705110 - Supportive Services Mortgage	13	-	-	-	0.00%
700000 - Services Parent (701000-709999) Total	10,646,712	10,148,338	8,168,955	(1,979,383)	-19.50%
710000 - Materials & Supplies Parent (711000-719999)					
711101 - Audio Visual Supplies	999	600	600	-	0.00%
711102 - Books	751	200	200	-	0.00%
711104 - Forms & Printed Material	1,077	4,696	1,800	(2,896)	-61.67%
711105 - Instructional Materials & Supplies	1,045	-	-	-	0.00%
711108 - Periodicals, Publications	-	650	-	(650)	-100.00%
711109 - Office Supplies & Stationery	29,323	36,750	25,500	(11,250)	-30.61%
711110 - Technology Accessories & Supplies	128,575	4,700	4,700	-	0.00%
711111 - Printer Toner Cartridges	7,044	7,000	7,000	-	0.00%
712109 - Paint	428	250	250	-	0.00%
712114 - Plumbing Supplies	321	100	100	-	0.00%
713104 - Filters, Misc	1,654	1,200	1,200	-	0.00%
713109 - Repair Parts	180	750	750	-	0.00%
713211 - Water Chemicals	4,764	3,500	3,500	-	0.00%
714106 - Cleaning Supplies	8,380	5,000	5,000	-	0.00%
714107 - Clothing	70,751	63,400	63,400	-	0.00%
714109 - Data Processing Supplies	-	1,000	1,000	-	0.00%
714111 - Electrical Supplies, Bulbs, Etc	3,029	3,200	3,200	-	0.00%
714112 - Electronic Parts	-	800	800	-	0.00%
714115 - Fire Code Equipment	-	1,000	200	(800)	-80.00%
714117 - Food & Ice	14,315	7,495	5,995	(1,500)	-20.01%
714118 - Food & Supplies for Animals	3,720	6,200	6,200	-	0.00%
714121 - Horse Supplies	30	-	-	-	0.00%
714122 - Kitchen & Dining Room Supplies	124	-	-	-	0.00%
714124 - Medical Supplies (First Aid)	3,035	4,950	4,950	-	0.00%
714126 - Other Materials & Supplies	9,662	15,600	10,295	(5,305)	-34.01%
714127 - Police Ammunition	36,077	126,000	100,000	(26,000)	-20.63%
714129 - Safety Equipment	5,634	10,000	10,000	-	0.00%
714135 - Locks & Key supplies	706	1,500	1,500	-	0.00%
714143 - Event Planning, Services and Catering	305	-	-	-	0.00%
714144 - Batteries	6,948	10,000	6,000	(4,000)	-40.00%
714147 - Police Evidence Supplies	16,361	4,000	4,000	-	0.00%
714148 - Security Material & Supplies	16,171	1,000	1,000	-	0.00%
714149 - Waste and Recycle Containers	-	150	150	-	0.00%
714150 - Promotional Items	3,996	-	-	-	0.00%
714151 - Police Supplies	8,691	1,000	1,000	-	0.00%
714152 - Police Leather Goods	37,206	-	-	-	0.00%
710000 - Materials & Supplies Parent (711000-719999) Total	421,302	322,691	270,290	(52,401)	-16.24%
720000 - Travel Expense Parent (721000-729999)					
721101 - Out-of-town Mileage	1,749	470	320	(150)	-31.91%
721102 - Transportation	16,178	7,170	6,670	(500)	-6.97%
721103 - Auto Rental	566	850	850	-	0.00%

City of Chattanooga
Operational Budget - Department by Account
Fiscal Year 2021

Row Labels	Actual FY19	Budget FY20	Proposed FY21	Inc (Dec) Proposed vs. Budget	% Change
721201 - Hotels	45,662	15,250	15,000	(250)	-1.64%
721202 - Meals	28,907	8,980	8,930	(50)	-0.56%
721301 - Registration Fees	39,444	18,910	18,910	-	0.00%
721302 - Other Travel Expenses	3,973	400	400	-	0.00%
720000 - Travel Expense Parent (721000-729999) Total	136,479	52,030	51,080	(950)	-1.83%
730000 - Vehicle Operating Expense Parent (731000-739999)					
731101 - Diesel Fuel	1,603	4,500	4,500	-	0.00%
731102 - Gasoline	950,141	904,900	904,900	-	0.00%
731201 - Contracted Vehicle Repair	11,037	5,000	5,000	-	0.00%
731203 - Vehicle Labor	531,633	440,897	440,800	(97)	-0.02%
731204 - Vehicle Parts & Supplies	954,267	501,357	700,000	198,643	39.62%
731206 - Bicycle Repair & Maintenance	-	1,500	1,500	-	0.00%
731301 - Car Wash	594	1,250	1,250	-	0.00%
731302 - Licenses & Titles	215	-	-	-	0.00%
731401 - Fleet Leased Vehicle	2,893,008	3,825,000	2,456,596	(1,368,404)	-35.78%
731402 - Fleet Daily Rental	930	-	-	-	0.00%
730000 - Vehicle Operating Expense Parent (731000-739999) Total	5,343,428	5,684,404	4,514,546	(1,169,858)	-20.58%
740000 - Insurance, Claims, Damages Parent (741000-749999)					
742402 - Building & Content Insurance	655	-	-	-	0.00%
742403 - Vehicle & Equipment Insurance	1,350	-	-	-	0.00%
740000 - Insurance, Claims, Damages Parent (741000-749999) Total	2,005	-	-	-	0.00%
770000 - Capital Outlay Parent (771000-779999)					
772107 - Other Equipment (Under 5000)	8,113	-	-	-	0.00%
772109 - Office Furniture	4,300	-	-	-	0.00%
772110 - Firearms & Police Protection Equip	108,719	49,200	-	(49,200)	-100.00%
772111 - Computer Software under 15000	4,427	-	-	-	0.00%
772112 - Computer equipment under 5000	3,651	-	-	-	0.00%
772205 - Other Capital Purchase	2,800	-	-	-	0.00%
770000 - Capital Outlay Parent (771000-779999) Total	132,010	49,200	-	(49,200)	-100.00%
780000 - Other Expenses Parent (781000-789999)					
781103 - Space Costs	104,390	132,076	43,076	(89,000)	-67.39%
781301 - Fees, Licenses, & Permits	2,307	-	895	895	0.00%
781309 - Technology Cost	273,767	285,559	167,909	(117,650)	-41.20%
782201 - Awards	4,593	-	5,000	5,000	0.00%
782202 - Donations	600	-	-	-	0.00%
782220 - Sponsorships	890	-	-	-	0.00%
780000 - Other Expenses Parent (781000-789999) Total	386,547	417,635	216,880	(200,755)	-48.07%
Operating Expenses Total	17,068,483	16,674,298	13,221,751	(3,452,547)	-20.71%
Transfers To					
810000 - Other Financing Uses Parent (811000-819999)					
811601 - Transfer to Debt Service	124,800	124,800	124,800	-	0.00%
810000 - Other Financing Uses Parent (811000-819999) Total	124,800	124,800	124,800	-	0.00%
Transfers To Total	124,800	124,800	124,800	-	0.00%
H - Police Total	70,445,701	73,002,885	69,220,152	(3,782,733)	-5.18%

City of Chattanooga
Operational Budget - Dept by Offer
Fiscal Year 2021

Row Labels	Actual FY19	Budget FY20	Proposed FY21	Inc (Dec) Proposed vs. Budget	% Change
1100					
J - Fire					
Fire Administration	1,028,960	1,014,343	993,570	(20,773)	-2.05%
Fire Logistics Divison	2,107,512	1,434,611	1,322,980	(111,631)	-7.78%
Fire Operations Division	38,623,079	41,569,194	41,607,312	38,118	0.09%
Fire Prevention Bureau	1,556,235	1,630,888	1,703,196	72,308	4.43%
Fire Training Division	1,607,129	878,582	899,281	20,699	2.36%
Special Operations Division	413,983	427,654	411,690	(15,964)	-3.73%
J - Fire Total	45,336,898	46,955,272	46,938,028	(17,244)	-0.04%
1100 Total	45,336,898	46,955,272	46,938,028	(17,244)	-0.04%



City of Chattanooga
Operational Budget - Cost Center Summary
Fiscal Year 2021

Row Labels	Actual FY19	Budget FY20	Proposed FY21	Inc (Dec) Proposed vs. Budget	% Change
1100					
J - Fire					
J00101 - Fire Administration	632,154	625,485	595,644	(29,841)	-4.77%
J00201 - Fire Operations Division	37,198,228	41,143,905	41,174,075	30,170	0.07%
J00202 - Fire Station # 1	192,547	52,621	51,524	(1,097)	-2.08%
J00203 - Fire Station # 4	69,094	22,110	22,195	85	0.38%
J00204 - Fire Station # 5	95,495	13,727	15,254	1,527	11.12%
J00205 - Fire Station # 6	63,263	21,696	24,093	2,397	11.05%
J00206 - Fire Station # 8	54,687	15,568	16,279	711	4.57%
J00207 - Fire Station # 9	53,777	14,228	14,251	23	0.16%
J00208 - Fire Station # 10	84,280	44,146	47,354	3,208	7.27%
J00209 - Fire Station # 12	49,422	15,718	17,470	1,752	11.15%
J00210 - Fire Station # 13	88,575	18,112	17,859	(253)	-1.40%
J00211 - Fire Station # 14	48,908	18,768	19,251	483	2.57%
J00212 - Fire Station # 15	43,604	9,508	10,971	1,463	15.39%
J00213 - Fire Station # 16	63,162	19,828	21,486	1,658	8.36%
J00214 - Fire Station # 17	50,808	10,818	11,571	753	6.96%
J00215 - Fire Station # 19	70,166	17,974	19,143	1,169	6.50%
J00216 - Fire Station # 20	54,411	13,643	13,621	(22)	-0.16%
J00217 - Fire Station # 21	59,031	21,126	20,849	(277)	-1.31%
J00218 - Fire Station # 22	51,468	11,194	10,856	(338)	-3.02%
J00219 - Hamilton County Rescue	7,152	7,039	-	(7,039)	-100.00%
J00220 - Fire Station # 7	105,324	31,967	32,337	370	1.16%
J00221 - Fire Station # 3 Tiftonia	58,717	24,866	25,986	1,120	4.50%
J00222 - Fire Station # 11 Hixson	60,960	20,632	20,887	255	1.24%
J00223 - Fire Tactical Services	413,983	427,654	411,690	(15,964)	-3.73%
J00224 - Fire Training Division	1,607,129	878,582	899,281	20,699	2.36%
J00301 - Fire Deputy Chief Admin	396,806	388,858	397,926	9,068	2.33%
J00307 - Fire Marshall Staff	1,556,235	1,630,888	1,703,196	72,308	4.43%
J00308 - Fire Logistics & Technology	2,107,512	1,434,611	1,322,980	(111,631)	-7.78%
J - Fire Total	45,336,898	46,955,272	46,938,028	(17,244)	-0.04%
1100 Total	45,336,898	46,955,272	46,938,028	(17,244)	-0.04%



City of Chattanooga
Operational Budget - Department by Account Type
Fiscal Year 2021

Row Labels				Inc (Dec)	
	Actual FY19	Budget FY20	Proposed FY21	Proposed vs. Budget	% Change
1100					
J - Fire					
600000 - Salaries Parent (601000-609999)	20,873,703	21,907,062	21,438,410	(468,652)	-2.14%
610000 - Fringe Benefits Parent (611000-619999)	19,168,905	21,031,963	22,142,352	1,110,389	5.28%
700000 - Services Parent (701000-709999)	2,104,614	1,767,036	1,695,653	(71,383)	-4.04%
710000 - Materials & Supplies Parent (711000-719999)	1,356,559	597,730	430,860	(166,870)	-27.92%
720000 - Travel Expense Parent (721000-729999)	31,898	10,500	10,100	(400)	-3.81%
730000 - Vehicle Operating Expense Parent (731000-739999)	1,530,514	1,424,681	1,068,110	(356,571)	-25.03%
740000 - Insurance, Claims, Damages Parent (741000-749999)	11,314	700	12,014	11,314	1616.29%
770000 - Capital Outlay Parent (771000-779999)	52,571	-	-	-	0.00%
780000 - Other Expenses Parent (781000-789999)	206,820	215,600	140,529	(75,071)	-34.82%
J - Fire Total	45,336,898	46,955,272	46,938,028	(17,244)	-0.04%
1100 Total	45,336,898	46,955,272	46,938,028	(17,244)	-0.04%



City of Chattanooga
Operational Budget - Department by Account
Fiscal Year 2021

Row Labels	Actual FY19	Budget FY20	Proposed FY21	Inc (Dec) Proposed vs. Budget	% Change
1100					
J - Fire					
.Personnel Expenses					
600000 - Salaries Parent (601000-609999)					
601101 - Regular Employees	16,749,890	20,757,456	20,876,929	119,473	0.58%
601104 - State Training Wages	244,200	254,400	344,800	90,400	35.53%
601105 - Injured On Duty Pay	10,356	-	-	-	0.00%
601199 - Budget - Attrition (Salary)	-	(450,000)	(450,000)	-	0.00%
601201 - Overtime	31,851	37,400	-	(37,400)	-100.00%
601202 - Compensatory Time	72	-	-	-	0.00%
602101 - Uniform Allowance	198,000	212,000	215,500	3,500	1.65%
602105 - Cellphone Allowance	13,960	13,920	12,480	(1,440)	-10.34%
602301 - Personal Leave	3,088,493	-	-	-	0.00%
602302 - Personal Leave Buybacks	18,766	-	-	-	0.00%
602303 - Final Leave Payout	121,794	-	-	-	0.00%
602304 - Longevity	359,135	389,130	409,501	20,371	5.24%
602306 - Call Back Pay	8,689	9,000	11,300	2,300	25.56%
602307 - On Call Pay	17,704	18,250	17,900	(350)	-1.92%
602308 - Bereavement Pay	6,479	-	-	-	0.00%
602309 - Holiday Pay	4,314	-	-	-	0.00%
609999 - Budget - Salaries & Wages	-	665,506	-	(665,506)	-100.00%
600000 - Salaries Parent (601000-609999) Total	20,873,703	21,907,062	21,438,410	(468,652)	-2.14%
610000 - Fringe Benefits Parent (611000-619999)					
611101 - FICA (OASDI)	68,643	39,910	39,187	(723)	-1.81%
611102 - Medicare	280,450	283,586	288,529	4,943	1.74%
611199 - Budget - Attrition (Benefits)	-	(300,000)	(300,000)	-	0.00%
611201 - General Pension	135,406	147,405	156,318	8,913	6.05%
611202 - Fire & Police Pension	8,689,293	9,761,956	10,598,124	836,168	8.57%
611206 - Other Post-employment Benefits (OPEB)	4,355,645	4,618,438	4,794,080	175,642	3.80%
611301 - Hospitalization	4,642,567	5,509,177	5,472,866	(36,311)	-0.66%
611302 - Life Insurance Benefit	30,521	33,265	33,131	(134)	-0.40%
611303 - Long-Term Disability	1,678	1,907	1,607	(300)	-15.73%
611304 - Health Savings Accounts	454,822	422,836	484,620	61,784	14.61%
611402 - Employee Health Savings Acct	24,882	10,755	-	(10,755)	-100.00%
611403 - On-site Medical Program	484,998	502,728	573,888	71,160	14.15%
610000 - Fringe Benefits Parent (611000-619999) Total	19,168,905	21,031,963	22,142,352	1,110,389	5.28%
.Personnel Expenses Total	40,042,608	42,939,025	43,580,762	641,737	1.49%
Operating Expenses					
700000 - Services Parent (701000-709999)					
701208 - On-the-Job Injury Claims	966,305	700,000	550,000	(150,000)	-21.43%
701211 - Diagnostic Testing	1,114	-	1,500	1,500	0.00%
701213 - On-the-Job Injury Settlement Claims	120,059	-	2,000	2,000	0.00%
702102 - Electrical	8,026	1,000	6,500	5,500	550.00%
702103 - Exterminating Service	5,081	5,030	4,822	(208)	-4.14%
702106 - Plumbing	3,316	3,500	3,500	-	0.00%
702108 - Locksmith	-	100	-	(100)	-100.00%
702109 - Custodial Services	22,374	14,800	14,800	-	0.00%
702204 - Contracted Repair Service	14,325	9,500	8,900	(600)	-6.32%
702207 - Maintenance Services	6,860	6,440	7,035	595	9.24%
702208 - Fire Prevention Measures	9,210	8,000	9,000	1,000	12.50%
702212 - HVAC	45,095	1,000	1,000	-	0.00%
702215 - Building Repairs or Renovations under \$5000	2,864	1,000	3,000	2,000	200.00%

City of Chattanooga
Operational Budget - Department by Account
Fiscal Year 2021

Row Labels	Actual FY19	Budget FY20	Proposed FY21	Inc (Dec)	
				Proposed vs. Budget	% Change
702216 - Roof Repair	500	200	700	500	250.00%
702221 - IT Maintenance	8,300	7,491	53,545	46,054	614.79%
702223 - Fire Fighter Equipment Repair	12,088	10,000	10,000	-	0.00%
703101 - Electricity	274,876	274,500	274,100	(400)	-0.15%
703102 - Natural Gas	51,725	56,116	53,150	(2,966)	-5.29%
703103 - Water	40,956	38,140	44,270	6,130	16.07%
703108 - Electricity Administrative Charge	383	-	-	-	0.00%
703109 - Sewer	57,359	74,707	82,740	8,033	10.75%
703202 - Cellular Phone Service	6,645	4,020	4,530	510	12.69%
703204 - Internet & Cable Services	399	399	399	-	0.00%
703206 - Air Cards	28,217	28,859	28,405	(454)	-1.57%
704102 - Clothing & Linen Service	17,151	16,756	17,616	860	5.13%
704104 - Equipment Rental	49,384	40,500	40,500	-	0.00%
704105 - Property Rental	300	300	300	-	0.00%
704108 - Office Machine Rental	5,884	4,700	5,900	1,200	25.53%
704210 - Printing	-	700	900	200	28.57%
704234 - Supplemental Annex Fire Services	124,472	130,696	137,231	6,535	5.00%
704306 - Dues	999	800	1,100	300	37.50%
704308 - Local Transportation	124	-	-	-	0.00%
704310 - Local Mileage	11	100	100	-	0.00%
704311 - Miscellaneous Services	217	-	-	-	0.00%
704312 - Other Contracted Service	307	500	-	(500)	-100.00%
704315 - Waste Disposal	4,416	4,662	4,665	3	0.06%
704319 - Parking	250	120	250	130	108.33%
704329 - Radio Maintenance	211,972	318,050	318,625	575	0.18%
704501 - Freight, Express & Drayage	153	-	-	-	0.00%
704502 - Postage	845	500	770	270	54.00%
704601 - Local Registration Fees	82	600	550	(50)	-8.33%
704602 - Training Costs	970	3,250	3,250	-	0.00%
704603 - Tuition & Books	1,000	-	-	-	0.00%
700000 - Services Parent (701000-709999) Total	2,104,614	1,767,036	1,695,653	(71,383)	-4.04%
710000 - Materials & Supplies Parent (711000-719999)					
711102 - Books	11,738	4,500	4,500	-	0.00%
711104 - Forms & Printed Material	4,536	2,600	3,200	600	23.08%
711105 - Instructional Materials & Supplies	1,849	1,500	1,000	(500)	-33.33%
711107 - Newspapers	385	385	400	15	3.90%
711108 - Periodicals, Publications	1,495	1,495	1,660	165	11.04%
711109 - Office Supplies & Stationery	19,156	13,500	13,500	-	0.00%
711110 - Technology Accessories & Supplies	462	-	500	500	0.00%
712107 - Lumber & Wood Products	1,896	400	900	500	125.00%
712108 - Other Constr & Bldg Materials	1,551	2,000	2,500	500	25.00%
712109 - Paint	1,904	2,400	2,100	(300)	-12.50%
713102 - Fasteners	639	-	300	300	0.00%
713104 - Filters, Misc	2,874	2,500	3,000	500	20.00%
713109 - Repair Parts	8,657	15,000	11,700	(3,300)	-22.00%
714105 - Building Maintenance Supplies	10,631	10,000	10,700	700	7.00%
714106 - Cleaning Supplies	31,667	33,000	31,000	(2,000)	-6.06%
714107 - Clothing	37,923	7,000	7,000	-	0.00%
714111 - Electrical Supplies, Bulbs, Etc	11,389	11,500	12,000	500	4.35%
714112 - Electronic Parts	2,448	-	-	-	0.00%
714115 - Fire Code Equipment	1,137,235	400,000	250,000	(150,000)	-37.50%
714116 - Fire Supplies	12,583	33,500	21,100	(12,400)	-37.01%
714117 - Food & Ice	6,398	2,500	4,400	1,900	76.00%
714120 - Hardware, Nails, Small Tools	13,735	12,500	12,500	-	0.00%

City of Chattanooga
Operational Budget - Department by Account
Fiscal Year 2021

Row Labels	Actual FY19	Budget FY20	Proposed FY21	Inc (Dec) Proposed vs. Budget	% Change
714122 - Kitchen & Dining Room Supplies	778	1,750	1,750	-	0.00%
714124 - Medical Supplies (First Aid)	10,755	22,000	18,000	(4,000)	-18.18%
714125 - Oil & Lubricants	1,190	-	-	-	0.00%
714126 - Other Materials & Supplies	9,540	1,500	1,500	-	0.00%
714129 - Safety Equipment	2,852	2,000	2,700	700	35.00%
714130 - Safety Shoes	646	700	650	(50)	-7.14%
714133 - Welding Supplies	1,930	1,700	1,700	-	0.00%
714135 - Locks & Key supplies	1,160	800	1,000	200	25.00%
714143 - Event Planning, Services and Catering	2,520	4,000	2,600	(1,400)	-35.00%
714144 - Batteries	4,037	7,000	7,000	-	0.00%
710000 - Materials & Supplies Parent (711000-719999) Total	1,356,559	597,730	430,860	(166,870)	-27.92%
720000 - Travel Expense Parent (721000-729999)					
721102 - Transportation	1,351	750	750	-	0.00%
721201 - Hotels	13,750	3,900	3,900	-	0.00%
721202 - Meals	7,840	4,450	4,450	-	0.00%
721301 - Registration Fees	8,957	1,000	1,000	-	0.00%
721302 - Other Travel Expenses	-	400	-	(400)	-100.00%
720000 - Travel Expense Parent (721000-729999) Total	31,898	10,500	10,100	(400)	-3.81%
730000 - Vehicle Operating Expense Parent (731000-739999)					
731101 - Diesel Fuel	220,901	200,000	127,000	(73,000)	-36.50%
731102 - Gasoline	80,010	70,000	50,000	(20,000)	-28.57%
731203 - Vehicle Labor	318,063	296,300	186,500	(109,800)	-37.06%
731204 - Vehicle Parts & Supplies	646,302	460,000	247,500	(212,500)	-46.20%
731302 - Licenses & Titles	20	50	50	-	0.00%
731401 - Fleet Leased Vehicle	265,218	398,331	457,060	58,729	14.74%
730000 - Vehicle Operating Expense Parent (731000-739999) Total	1,530,514	1,424,681	1,068,110	(356,571)	-25.03%
740000 - Insurance, Claims, Damages Parent (741000-749999)					
741102 - Claims & Damages	-	700	700	-	0.00%
742402 - Building & Content Insurance	11,314	-	11,314	11,314	0.00%
740000 - Insurance, Claims, Damages Parent (741000-749999) Total	11,314	700	12,014	11,314	1616.29%
770000 - Capital Outlay Parent (771000-779999)					
772102 - Building Equipment	9,220	-	-	-	0.00%
772103 - Fire Fighting Equipment	38,985	-	-	-	0.00%
772104 - Grounds Equipment	2,415	-	-	-	0.00%
772111 - Computer Software under 15000	56	-	-	-	0.00%
772112 - Computer equipment under 5000	1,895	-	-	-	0.00%
770000 - Capital Outlay Parent (771000-779999) Total	52,571	-	-	-	0.00%
780000 - Other Expenses Parent (781000-789999)					
781301 - Fees, Licenses, & Permits	18,160	11,075	11,075	-	0.00%
781309 - Technology Cost	178,800	202,525	127,454	(75,071)	-37.07%
782201 - Awards	9,860	2,000	2,000	-	0.00%
780000 - Other Expenses Parent (781000-789999) Total	206,820	215,600	140,529	(75,071)	-34.82%
Operating Expenses Total	5,294,290	4,016,247	3,357,266	(658,981)	-16.41%
J - Fire Total	45,336,898	46,955,272	46,938,028	(17,244)	-0.04%
1100 Total	45,336,898	46,955,272	46,938,028	(17,244)	-0.04%



City of Chattanooga
Operational Budget - Dept by Offer
Fiscal Year 2021

Row Labels	Actual FY19	Budget FY20	Proposed FY21	Inc (Dec) Proposed vs. Budget	% Change
1100					
K - Public Works					
Chattanooga Zoo Management Contract	675,208	675,000	675,000	-	0.00%
City Wide Maintenance	5,624,350	6,411,095	5,947,501	(463,594)	-7.23%
Civic Facilities	751,284	500,000	500,000	-	0.00%
Engineering Management	4,507,929	4,803,872	4,784,871	(19,001)	-0.40%
Parks Maintenance	2,677,543	3,119,879	3,076,242	(43,637)	-1.40%
Public Works Administration	1,197,303	603,095	292,778	(310,317)	-51.45%
Scenic Cities Beautiful	12,575	45,221	45,221	-	0.00%
Solid Waste and Recycle Collection	14,626,833	13,411,752	12,590,976	(820,776)	-6.12%
Tennessee Riverpark Downtown	3,309,076	3,139,593	3,239,112	99,519	3.17%
Youth Summer Work Program	75,647	115,900	76,428	(39,472)	-34.06%
K - Public Works Total	33,457,748	32,825,407	31,228,129	(1,597,278)	-4.87%
1100 Total	33,457,748	32,825,407	31,228,129	(1,597,278)	-4.87%



City of Chattanooga
Operational Budget - Cost Center Summary
Fiscal Year 2021

Row Labels	Actual FY19	Budget FY20	Proposed FY21	Inc (Dec) Proposed vs. Budget	% Change
1100					
K - Public Works					
K00101 - Public Works Admin	1,197,303	603,095	292,778	(310,317)	-51.45%
K00102 - City Engineer	1,474,157	1,575,997	1,525,889	(50,108)	-3.18%
K00105 - Field Surveyors	224,809	210,755	190,271	(20,484)	-9.72%
K00107 - Facilities Management	202,987	398,444	599,703	201,259	50.51%
K00108 - Mail Room	115,803	54,216	53,988	(228)	-0.42%
K00109 - Office of Sustainability	113,156	116,268	117,072	804	0.69%
K00110 - Building Maintenance	1,914,445	2,062,675	1,978,366	(84,309)	-4.09%
K00111 - Storage on Main Street	53,454	51,100	25,000	(26,100)	-51.08%
K00122 - GIS	408,115	331,417	293,583	(37,834)	-11.42%
K00123 - Summer Youth Worker Program	75,647	115,900	76,428	(39,472)	-34.06%
K00124 - Scenic Cities Beautiful	12,575	45,221	45,221	-	0.00%
K00201 - Public Works Utilities	162,148	187,260	152,543	(34,717)	-18.54%
K00301 - Solid Waste Disposal	6,306,148	4,740,200	4,741,200	1,000	0.02%
K00406 - Farmer's Market	1,003	3,000	1,000	(2,000)	-66.67%
K00501 - CWS Admin	1,146,332	1,398,521	1,281,759	(116,762)	-8.35%
K00502 - CWS Emergency	664,086	672,873	624,494	(48,379)	-7.19%
K00506 - CWS Central Business District	418,673	437,669	436,722	(947)	-0.22%
K00507 - CWS Street Cleaning Crews	764,185	905,159	790,558	(114,601)	-12.66%
K00508 - CWS Mowing Tractors/Leaf Collection	966,403	967,863	921,552	(46,311)	-4.78%
K00509 - CWS Street Sweeping	616,823	751,566	695,767	(55,799)	-7.42%
K00601 - Brush Pick-up	1,398,530	1,493,083	1,327,963	(165,120)	-11.06%
K00602 - Garbage Pick-up	4,448,923	4,040,109	3,744,853	(295,256)	-7.31%
K00603 - Trash Flash Pick-up	681,561	1,061,212	1,001,351	(59,861)	-5.64%
K00604 - Recycle Pick-up	677,238	1,127,090	803,537	(323,553)	-28.71%
K00606 - Refuse Collection Centers	491,566	501,428	511,949	10,521	2.10%
K00610 - Container Management	622,867	448,630	460,122	11,492	2.56%
K00701 - Municipal Forestry	885,700	1,090,184	1,044,108	(46,076)	-4.23%
K01401 - Park Mgmt - Admin	982,429	968,363	1,074,716	106,353	10.98%
K01402 - Park Mgmt - Playgrounds & Facilities	264,654	230,413	326,396	95,983	41.66%
K01404 - Park Mgmt - City-Wide Park Maintenance	1,151,985	1,329,418	1,357,450	28,032	2.11%
K01405 - Park Mgmt - City-Wide Security	4,441	57,686	4,888	(52,798)	-91.53%
K01406 - Park Mgmt - Heritage Park	23,534	32,056	15,300	(16,756)	-52.27%
K01407 - Park Mgmt - Greenway Farm	2,792	17,256	600	(16,656)	-96.52%
K01408 - Park Mgmt - Rivermont Park	21,700	10,600	16,400	5,800	54.72%
K01410 - Park Mgmt - Landscape Miller Park	224,829	410,665	275,930	(134,735)	-32.81%
K01411 - Park Mgmt - Landscape Mechanic	1,179	63,422	4,561	(58,861)	-92.81%
K01501 - Shared Maint - TN Riverpark Downtown	2,580,265	2,401,526	2,675,796	274,270	11.42%
K01502 - Shared Maint - Carousel Operations	112,558	93,292	29,427	(63,865)	-68.46%
K01503 - Shared Maint - TN Riverpark Security	300,116	290,296	293,959	3,663	1.26%
K01504 - Shared Maint - TN Riverpark Downtown Riverwalk	315,938	354,479	239,930	(114,549)	-32.31%
K01506 - Shared Maint - Renaissance Park	199	-	-	-	0.00%
K01601 - Chattanooga Zoo at Warner Park	675,208	675,000	675,000	-	0.00%
K01901 - Memorial Auditorium	77,006	-	-	-	0.00%
K01902 - Tivoli Theatre	674,278	500,000	500,000	-	0.00%
K - Public Works Total	33,457,748	32,825,407	31,228,129	(1,597,278)	-4.87%
1100 Total	33,457,748	32,825,407	31,228,129	(1,597,278)	-4.87%



City of Chattanooga
Operational Budget - Department by Account Type
Fiscal Year 2021

Row Labels	Actual FY19	Budget FY20	Proposed FY21	Inc (Dec) Proposed vs. Budget	% Change
1100					
K - Public Works					
600000 - Salaries Parent (601000-609999)	8,651,376	8,962,673	8,414,900	(547,773)	-6.11%
610000 - Fringe Benefits Parent (611000-619999)	5,087,070	5,934,797	5,727,335	(207,462)	-3.50%
700000 - Services Parent (701000-709999)	12,940,596	11,349,087	11,804,489	455,402	4.01%
710000 - Materials & Supplies Parent (711000-719999)	977,734	835,676	668,706	(166,970)	-19.98%
720000 - Travel Expense Parent (721000-729999)	32,691	13,330	10,250	(3,080)	-23.11%
730000 - Vehicle Operating Expense Parent (731000-739999)	4,704,832	4,922,674	3,824,689	(1,097,985)	-22.30%
740000 - Insurance, Claims, Damages Parent (741000-749999)	174,812	170,300	171,300	1,000	0.59%
760000 - Capital Assets Parent (761000-769999)	631,254	400,000	395,000	(5,000)	-1.25%
770000 - Capital Outlay Parent (771000-779999)	57,857	-	-	-	0.00%
780000 - Other Expenses Parent (781000-789999)	186,951	191,649	166,239	(25,410)	-13.26%
810000 - Other Financing Uses Parent (811000-819999)	12,575	45,221	45,221	-	0.00%
K - Public Works Total	33,457,748	32,825,407	31,228,129	(1,597,278)	-4.87%
1100 Total	33,457,748	32,825,407	31,228,129	(1,597,278)	-4.87%



City of Chattanooga
Operational Budget - Department by Account
Fiscal Year 2021

Row Labels	Actual FY19	Budget FY20	Proposed FY21	Inc (Dec) Proposed vs. Budget	% Change
1100					
K - Public Works					
.Personnel Expenses					
600000 - Salaries Parent (601000-609999)					
601101 - Regular Employees	6,827,137	8,915,368	8,611,682	(303,686)	-3.41%
601102 - Temporary Staffing	24,688	-	70,900	70,900	0.00%
601103 - Part Time Employees	6,571	142,762	20,370	(122,392)	-85.73%
601105 - Injured On Duty Pay	14,804	-	-	-	0.00%
601199 - Budget - Attrition (Salary)	-	(291,600)	(480,000)	(188,400)	64.61%
601201 - Overtime	348,268	-	-	-	0.00%
601202 - Compensatory Time	8,677	-	-	-	0.00%
602105 - Cellphone Allowance	49,186	45,288	50,760	5,472	12.08%
602201 - Incentive Awards	700	3,000	3,300	300	10.00%
602301 - Personal Leave	1,051,806	-	-	-	0.00%
602302 - Personal Leave Buybacks	561	-	-	-	0.00%
602303 - Final Leave Payout	100,009	-	-	-	0.00%
602304 - Longevity	155,663	147,855	137,888	(9,967)	-6.74%
602306 - Call Back Pay	2,956	-	-	-	0.00%
602307 - On Call Pay	4,138	-	-	-	0.00%
602308 - Bereavement Pay	3,498	-	-	-	0.00%
602309 - Holiday Pay	52,714	-	-	-	0.00%
600000 - Salaries Parent (601000-609999) Total	8,651,376	8,962,673	8,414,900	(547,773)	-6.11%
610000 - Fringe Benefits Parent (611000-619999)					
611101 - FICA (OASDI)	495,805	513,922	499,061	(14,861)	-2.89%
611102 - Medicare	115,966	120,204	118,452	(1,752)	-1.46%
611199 - Budget - Attrition (Benefits)	-	(194,400)	(320,000)	(125,600)	64.61%
611201 - General Pension	1,704,160	1,913,677	1,991,184	77,507	4.05%
611204 - Union Pension	3,306	896	915	19	2.12%
611206 - Other Post-employment Benefits (OPEB)	674,446	736,583	730,158	(6,425)	-0.87%
611301 - Hospitalization	1,617,961	2,316,083	2,194,300	(121,783)	-5.26%
611302 - Life Insurance Benefit	11,400	16,600	13,693	(2,907)	-17.51%
611303 - Long-Term Disability	17,206	21,929	20,897	(1,032)	-4.71%
611304 - Health Savings Accounts	217,556	230,148	209,606	(20,542)	-8.93%
611402 - Employee Health Savings Acct	11,324	5,715	-	(5,715)	-100.00%
611403 - On-site Medical Program	217,940	253,440	269,069	15,629	6.17%
610000 - Fringe Benefits Parent (611000-619999) Total	5,087,070	5,934,797	5,727,335	(207,462)	-3.50%
.Personnel Expenses Total	13,738,446	14,897,470	14,142,235	(755,235)	-5.07%
Operating Expenses					
700000 - Services Parent (701000-709999)					
701103 - Consultant Fees	27,000	-	-	-	0.00%
701111 - IT Hosting & Managed Services	25,851	-	-	-	0.00%
701208 - On-the-Job Injury Claims	224,357	170,000	144,000	(26,000)	-15.29%
701211 - Diagnostic Testing	13	-	-	-	0.00%
701213 - On-the-Job Injury Settlement Claims	7,412	-	-	-	0.00%
702101 - Carpentry	185	-	-	-	0.00%
702102 - Electrical	155,230	100,000	109,680	9,680	9.68%
702103 - Exterminating Service	7,825	7,100	6,700	(400)	-5.63%
702105 - Painting	8,962	4,500	4,500	-	0.00%
702106 - Plumbing	83,638	36,500	35,500	(1,000)	-2.74%
702107 - Mechanical Trades	3,666	-	1,500	1,500	0.00%
702108 - Locksmith	20,354	14,300	14,900	600	4.20%
702109 - Custodial Services	60,712	71,000	370,000	299,000	421.13%

City of Chattanooga
Operational Budget - Department by Account
Fiscal Year 2021

Row Labels	Actual FY19	Budget FY20	Proposed FY21	Inc (Dec)		% Change
				Proposed vs. Budget		
702110 - Tree Maintenance & Planting	10,818	20,000	17,000	(3,000)	-15.00%	
702111 - Irrigation	8,137	3,500	4,000	500	14.29%	
702201 - Alarm System Repair	4,797	6,200	4,200	(2,000)	-32.26%	
702202 - Bldg & Grounds Maintenance	50,151	49,000	49,400	400	0.82%	
702204 - Contracted Repair Service	20,628	57,000	45,000	(12,000)	-21.05%	
702205 - Electric Motor Drive Repair	3,584	-	-	-	0.00%	
702206 - Elevator Maintenance	48,797	5,000	8,000	3,000	60.00%	
702207 - Maintenance Services	35,541	19,500	20,300	800	4.10%	
702208 - Fire Prevention Measures	26,843	20,390	20,350	(40)	-0.20%	
702211 - Grounds	133,377	149,000	50,833	(98,167)	-65.88%	
702212 - HVAC	62,735	94,100	93,000	(1,100)	-1.17%	
702213 - Labor	2,000	-	-	-	0.00%	
702214 - Landscaping	37,639	32,000	210,125	178,125	556.64%	
702215 - Building Repairs or Renovations under \$5000	10,094	-	-	-	0.00%	
702218 - Pump Repairs	77,971	1,000	2,000	1,000	100.00%	
702221 - IT Maintenance	97,454	151,190	152,452	1,262	0.83%	
702222 - Cabling & Installation	7,085	-	-	-	0.00%	
702224 - Equipment Inspection and Calibration	8,650	-	-	-	0.00%	
702225 - IT Maintenance - Licensing	272	-	2,500	2,500	0.00%	
702226 - IT Maintenance - Hosting	5,808	-	-	-	0.00%	
702227 - IT Maintenance - Support Maintenance	2,840	8,000	8,000	-	0.00%	
702228 - Generator Maintenance	2,930	1,000	1,000	-	0.00%	
702229 - Contract Mowing	419,145	614,000	567,200	(46,800)	-7.62%	
703101 - Electricity	801,715	789,500	755,654	(33,846)	-4.29%	
703102 - Natural Gas	85,740	58,500	56,903	(1,597)	-2.73%	
703103 - Water	356,724	279,700	237,550	(42,150)	-15.07%	
703109 - Sewer	136,607	213,060	219,778	6,718	3.15%	
703202 - Cellular Phone Service	3,118	3,000	2,627	(373)	-12.43%	
703206 - Air Cards	15,544	13,360	17,020	3,660	27.40%	
704102 - Clothing & Linen Service	4,849	10,200	8,500	(1,700)	-16.67%	
704103 - Demurrage	2,072	1,000	1,000	-	0.00%	
704104 - Equipment Rental	41,306	15,650	16,150	500	3.19%	
704105 - Property Rental	5,485	2,400	2,400	-	0.00%	
704106 - Dumpster Rental	15,283	21,300	19,100	(2,200)	-10.33%	
704107 - Floor Mat / Scrapper Rental	5,238	4,100	4,850	750	18.29%	
704108 - Office Machine Rental	79,709	15,050	16,950	1,900	12.62%	
704201 - Advertising	175	-	-	-	0.00%	
704203 - Publicity	-	5,000	5,000	-	0.00%	
704204 - Alarm Monitoring	13,651	10,480	10,540	60	0.57%	
704207 - Collection Expense	215	-	-	-	0.00%	
704208 - Contracted Repair	37,532	62,000	52,000	(10,000)	-16.13%	
704210 - Printing	-	500	500	-	0.00%	
704212 - Data Processing Service	-	500	500	-	0.00%	
704213 - Debris Removal & Cleanup	60,000	60,500	60,500	-	0.00%	
704215 - Security Services	252,444	280,000	249,000	(31,000)	-11.07%	
704227 - Transfer Station Cost	1,946,692	1,786,000	1,786,000	-	0.00%	
704235 - Zoo Lease & Management	601,879	675,000	675,000	-	0.00%	
704238 - Animal Control Contracted Services	65	-	-	-	0.00%	
704239 - Bio-Hazard / Environmental Services	388	1,000	-	(1,000)	-100.00%	
704241 - Monitoring Services	60	-	-	-	0.00%	
704243 - Programmable Logic Controller (PLC) Repairs	24,157	-	-	-	0.00%	
704247 - Civic Facilities Management	653,416	500,000	500,000	-	0.00%	
704306 - Dues	6,826	6,150	5,985	(165)	-2.68%	
704307 - Employment Agencies	38,713	25,000	-	(25,000)	-100.00%	
704309 - Meeting Expense	1,721	2,250	1,150	(1,100)	-48.89%	

City of Chattanooga
Operational Budget - Department by Account
Fiscal Year 2021

Row Labels	Actual FY19	Budget FY20	Proposed FY21	Inc (Dec) Proposed vs. Budget	% Change
704310 - Local Mileage	2,154	-	-	-	0.00%
704311 - Miscellaneous Services	492	-	-	-	0.00%
704312 - Other Contracted Service	128	-	-	-	0.00%
704315 - Waste Disposal	5,734,696	4,448,300	4,605,050	156,750	3.52%
704316 - Wrecker Service	300	-	-	-	0.00%
704317 - Contracted Operations	118,627	163,500	322,500	159,000	97.25%
704319 - Parking	30,185	7,900	7,800	(100)	-1.27%
704329 - Radio Maintenance	10,551	164,777	142,905	(21,872)	-13.27%
704330 - Demolition Services	24,946	-	-	-	0.00%
704335 - Public Communication	360	-	-	-	0.00%
704336 - Tire Disposal	18,747	16,000	16,000	-	0.00%
704340 - Shredding and Recycling Services	95	200	200	-	0.00%
704402 - Unallocated Purchasing Card Expense	560	-	-	-	0.00%
704407 - Wireless Data Communication	42,191	43,030	32,977	(10,053)	-23.36%
704501 - Freight, Express & Drayage	288	-	-	-	0.00%
704502 - Postage	1,218	1,000	960	(40)	-4.00%
704601 - Local Registration Fees	13,931	7,900	8,000	100	1.27%
704602 - Training Costs	31,402	8,000	8,300	300	3.75%
704705 - Credit Card Use Charge	15,900	13,000	13,000	-	0.00%
700000 - Services Parent (701000-709999) Total	12,940,596	11,349,087	11,804,489	455,402	4.01%
710000 - Materials & Supplies Parent (711000-719999)					
711102 - Books	304	100	100	-	0.00%
711104 - Forms & Printed Material	6,757	3,462	3,650	188	5.43%
711105 - Instructional Materials & Supplies	-	100	100	-	0.00%
711107 - Newspapers	676	576	429	(147)	-25.52%
711108 - Periodicals, Publications	299	-	-	-	0.00%
711109 - Office Supplies & Stationery	19,048	13,000	13,350	350	2.69%
711110 - Technology Accessories & Supplies	6,039	200	-	(200)	-100.00%
711111 - Printer Toner Cartridges	5,325	5,500	4,600	(900)	-16.36%
712101 - Asphalt and Asphalt Filler	-	20,000	3,000	(17,000)	-85.00%
712102 - Brick & Concrete Blocks	218	-	-	-	0.00%
712103 - Cement, Lime, & Plaster	619	2,250	1,500	(750)	-33.33%
712104 - Concrete, Clay Pipe, & Fittings	869	2,450	1,200	(1,250)	-51.02%
712105 - Gravel, Sand, Stone, Chert, Salt	3,673	100	600	500	500.00%
712106 - Hardware Replacement	2,240	4,100	4,100	-	0.00%
712107 - Lumber & Wood Products	728	1,350	1,350	-	0.00%
712108 - Other Constr & Bldg Materials	-	1,000	100	(900)	-90.00%
712109 - Paint	8,237	2,200	2,200	-	0.00%
712110 - Pipe & Fittings	1,496	300	500	200	66.67%
712111 - Sewer Grates & Manhole Covers	272	-	-	-	0.00%
712112 - Street Signs & Markings	-	200	200	-	0.00%
712114 - Plumbing Supplies	17,666	9,800	9,300	(500)	-5.10%
713102 - Fasteners	4,799	-	1,500	1,500	0.00%
713104 - Filters, Misc	5,544	2,379	4,579	2,200	92.48%
713105 - Gaskets	231	-	-	-	0.00%
713107 - Packing, Valves Etc	980	-	-	-	0.00%
713108 - Pumps & Pump Parts	570	1,000	500	(500)	-50.00%
713109 - Repair Parts	48,326	29,100	29,650	550	1.89%
713110 - Valve Parts	207	-	-	-	0.00%
713112 - Clarifier Repair Parts	32	-	-	-	0.00%
713117 - Hose & Fittings	618	-	-	-	0.00%
713202 - Chlorine	1,269	-	500	500	0.00%
713203 - Dechlorination Chemicals	1,862	-	-	-	0.00%
713211 - Water Chemicals	20,386	15,500	14,000	(1,500)	-9.68%

City of Chattanooga
Operational Budget - Department by Account
Fiscal Year 2021

Row Labels	Actual FY19	Budget FY20	Proposed FY21	Inc (Dec) Proposed vs. Budget	% Change
714103 - Books Library	134	-	-	-	0.00%
714105 - Building Maintenance Supplies	20,845	19,500	17,100	(2,400)	-12.31%
714106 - Cleaning Supplies	41,182	28,000	29,000	1,000	3.57%
714107 - Clothing	40,659	25,895	27,785	1,890	7.30%
714109 - Data Processing Supplies	1,560	1,000	1,000	-	0.00%
714111 - Electrical Supplies, Bulbs, Etc	57,710	52,300	45,500	(6,800)	-13.00%
714112 - Electronic Parts	1,472	2,000	1,500	(500)	-25.00%
714113 - Exhibits	460	-	-	-	0.00%
714115 - Fire Code Equipment	60	-	-	-	0.00%
714117 - Food & Ice	21,182	19,300	17,850	(1,450)	-7.51%
714118 - Food & Supplies for Animals	57	-	-	-	0.00%
714119 - Fuel	2,182	-	-	-	0.00%
714120 - Hardware, Nails, Small Tools	60,513	24,044	25,428	1,384	5.76%
714122 - Kitchen & Dining Room Supplies	1,560	-	-	-	0.00%
714123 - Machine Shop & Garage Supplies	605	550	550	-	0.00%
714124 - Medical Supplies (First Aid)	-	500	200	(300)	-60.00%
714125 - Oil & Lubricants	1,423	4,200	1,600	(2,600)	-61.90%
714126 - Other Materials & Supplies	1,268	100,850	-	(100,850)	-100.00%
714128 - Recreational Supplies	21,411	5,500	5,500	-	0.00%
714129 - Safety Equipment	17,710	17,210	16,060	(1,150)	-6.68%
714130 - Safety Shoes	29,586	21,200	20,975	(225)	-1.06%
714131 - Seeds, Trees, Plants, Hort Supplies	28,915	56,500	34,300	(22,200)	-39.29%
714133 - Welding Supplies	3,020	2,600	3,000	400	15.38%
714135 - Locks & Key supplies	3,148	4,100	4,100	-	0.00%
714136 - Dirt mix, Mulch, Topsoil	44,800	24,000	24,100	100	0.42%
714138 - Flags Banners and Signage	2,787	1,800	1,600	(200)	-11.11%
714140 - Chain	346	210	200	(10)	-4.76%
714141 - Machine Parts	-	2,000	1,000	(1,000)	-50.00%
714143 - Event Planning, Services and Catering	6,995	4,800	5,000	200	4.17%
714144 - Batteries	3,614	1,700	2,100	400	23.53%
714149 - Waste and Recycle Containers	402,706	300,500	285,500	(15,000)	-4.99%
714150 - Promotional Items	534	750	750	-	0.00%
710000 - Materials & Supplies Parent (711000-719999) Total	977,734	835,676	668,706	(166,970)	-19.98%
720000 - Travel Expense Parent (721000-729999)					
721101 - Out-of-town Mileage	1,868	-	300	300	0.00%
721102 - Transportation	3,462	700	600	(100)	-14.29%
721103 - Auto Rental	310	-	-	-	0.00%
721201 - Hotels	14,583	5,400	2,800	(2,600)	-48.15%
721202 - Meals	5,341	1,280	700	(580)	-45.31%
721301 - Registration Fees	6,605	5,950	5,850	(100)	-1.68%
721302 - Other Travel Expenses	522	-	-	-	0.00%
720000 - Travel Expense Parent (721000-729999) Total	32,691	13,330	10,250	(3,080)	-23.11%
730000 - Vehicle Operating Expense Parent (731000-739999)					
731101 - Diesel Fuel	687,394	668,550	611,500	(57,050)	-8.53%
731102 - Gasoline	126,952	123,600	125,300	1,700	1.38%
731103 - Propane	234	250	100	(150)	-60.00%
731201 - Contracted Vehicle Repair	305	1,000	-	(1,000)	-100.00%
731203 - Vehicle Labor	784,288	537,575	589,135	51,560	9.59%
731204 - Vehicle Parts & Supplies	756,883	692,400	580,800	(111,600)	-16.12%
731301 - Car Wash	10,954	8,550	10,400	1,850	21.64%
731401 - Fleet Leased Vehicle	2,337,753	2,890,249	1,907,454	(982,795)	-34.00%
731402 - Fleet Daily Rental	69	500	-	(500)	-100.00%
730000 - Vehicle Operating Expense Parent (731000-739999) Total	4,704,832	4,922,674	3,824,689	(1,097,985)	-22.30%

City of Chattanooga
Operational Budget - Department by Account
Fiscal Year 2021

Row Labels	Actual FY19	Budget FY20	Proposed FY21	Inc (Dec) Proposed vs. Budget	% Change
740000 - Insurance, Claims, Damages Parent (741000-749999)					
742402 - Building & Content Insurance	149,242	169,500	170,500	1,000	0.59%
742404 - Liability Insurance	772	800	800	-	0.00%
742501 - Insurance Administrative Cost	24,798	-	-	-	0.00%
740000 - Insurance, Claims, Damages Parent (741000-749999) Total	174,812	170,300	171,300	1,000	0.59%
760000 - Capital Assets Parent (761000-769999)					
761101 - CIP Expense	90,936	-	-	-	0.00%
761107 - CIP Engineering Inspection	55,064	-	-	-	0.00%
761112 - CIP Park Development	485,254	400,000	395,000	(5,000)	-1.25%
760000 - Capital Assets Parent (761000-769999) Total	631,254	400,000	395,000	(5,000)	-1.25%
770000 - Capital Outlay Parent (771000-779999)					
772105 - Heating & Cooling Equipment	38,095	-	-	-	0.00%
772107 - Other Equipment (Under 5000)	2,890	-	-	-	0.00%
772111 - Computer Software under 15000	14,188	-	-	-	0.00%
772112 - Computer equipment under 5000	2,604	-	-	-	0.00%
772115 - Security Equipment	80	-	-	-	0.00%
770000 - Capital Outlay Parent (771000-779999) Total	57,857	-	-	-	0.00%
780000 - Other Expenses Parent (781000-789999)					
781103 - Space Costs	101,476	89,290	89,022	(268)	-0.30%
781301 - Fees, Licenses, & Permits	7,786	2,255	2,250	(5)	-0.22%
781303 - State Fees Other	4,716	1,000	1,000	-	0.00%
781309 - Technology Cost	69,548	90,929	67,342	(23,587)	-25.94%
782201 - Awards	1,793	5,175	4,625	(550)	-10.63%
782204 - Safety Incentive Awards	1,632	3,000	2,000	(1,000)	-33.33%
780000 - Other Expenses Parent (781000-789999) Total	186,951	191,649	166,239	(25,410)	-13.26%
Operating Expenses Total	19,706,727	17,882,716	17,040,673	(842,043)	-4.71%
Transfers To					
810000 - Other Financing Uses Parent (811000-819999)					
811210 - Transfer to Scenic Cities Beautiful	12,575	45,221	45,221	-	0.00%
810000 - Other Financing Uses Parent (811000-819999) Total	12,575	45,221	45,221	-	0.00%
Transfers To Total	12,575	45,221	45,221	-	0.00%
K - Public Works Total	33,457,748	32,825,407	31,228,129	(1,597,278)	-4.87%
1100 Total	33,457,748	32,825,407	31,228,129	(1,597,278)	-4.87%



City of Chattanooga
Operational Budget - Dept by Offer
Fiscal Year 2021

Row Labels	Actual FY19	Budget FY20	Proposed FY21	Inc (Dec)	
				Proposed vs. Budget	% Change
1100					
N - Youth & Family					
Career Development	139,212	-	-	-	0.00%
Family Justice Center	-	-	691,944	691,944	0.00%
Office of Community Resilience	-	-	353,810	353,810	0.00%
Office of Early Learning Operations	174,721	324,130	316,962	(7,168)	-2.21%
YFD Recreation	8,822,220	8,707,660	8,670,566	(37,094)	-0.43%
YFD Recreation Complexes	1,597,224	1,765,311	1,607,909	(157,402)	-8.92%
YFD Teen Programs	325,385	335,102	516,410	181,308	54.11%
N - Youth & Family Total	11,058,762	11,132,203	12,157,601	1,025,398	9.21%
1100 Total	11,058,762	11,132,203	12,157,601	1,025,398	9.21%



City of Chattanooga
Operational Budget - Cost Center Summary
Fiscal Year 2021

Row Labels	Actual FY19	Budget FY20	Proposed FY21	Inc (Dec) Proposed vs. Budget	% Change
1100					
N - Youth & Family					
N10101 - Recreation Admin	1,275,172	1,296,613	1,254,658	(41,955)	-3.24%
N10102 - Recreation Support Services	822,997	821,837	795,271	(26,566)	-3.23%
N10103 - Recreation Public Information	104,403	108,299	91,336	(16,963)	-15.66%
N10201 - Youth Development	89,395	132,256	116,032	(16,224)	-12.27%
N10202 - Kidz Kamp	437,450	588,971	251,426	(337,545)	-57.31%
N10203 - Sports Programs	306,956	314,912	646,782	331,870	105.39%
N10204 - Aquatics Programs	288,945	366,130	319,887	(46,243)	-12.63%
N10205 - Therapeutic Programs	189,243	191,238	220,571	29,333	15.34%
N10206 - Fitness Center	278,483	296,839	388,521	91,682	30.89%
N10207 - Youth Dev - CAPS	235,990	202,846	400,378	197,532	97.38%
N10208 - Youth Dev - Education	1,012,298	297,086	344,707	47,621	16.03%
N10209 - Youth Dev - Career Development	139,212	-	-	-	0.00%
N10301 - Rec Facility - Skatepark	14,651	13,504	-	(13,504)	-100.00%
N10302 - Rec Facility - Champion's Club	346,485	417,414	326,887	(90,527)	-21.69%
N10306 - Rec Facility - Summit of Softball	427,742	526,060	480,156	(45,904)	-8.73%
N10307 - Rec Facility - North River Soccer Complex	496	-	-	-	0.00%
N10401 - Rec Ctr - Avondale	213,728	276,050	260,717	(15,333)	-5.55%
N10402 - Rec Ctr - Brainerd	331,429	305,490	305,385	(105)	-0.03%
N10403 - Rec Ctr - Carver	255,111	287,638	280,706	(6,932)	-2.41%
N10404 - Rec Ctr - East Chattanooga	288,558	275,133	279,518	4,385	1.59%
N10405 - Rec Ctr - East Lake	250,307	272,542	273,395	853	0.31%
N10406 - Rec Ctr - Eastdale	209,283	230,637	273,038	42,401	18.38%
N10407 - Rec Ctr - First Centenary	86,575	56,972	58,136	1,164	2.04%
N10408 - Rec Ctr - Frances B. Wyatt	120,618	134,389	108,340	(26,049)	-19.38%
N10409 - Rec Ctr - Glenwood	214,529	216,019	228,415	12,396	5.74%
N10410 - Rec Ctr - John A. Patten	231,301	295,720	305,863	10,143	3.43%
N10411 - Rec Ctr - North Chattanooga	136,520	153,795	158,830	5,035	3.27%
N10412 - Rec Ctr - Shepherd	311,629	322,070	297,269	(24,801)	-7.70%
N10413 - Rec Ctr - South Chattanooga	344,432	331,870	326,096	(5,774)	-1.74%
N10414 - Rec Ctr - Tyner	163,926	178,069	233,989	55,920	31.40%
N10415 - Rec Ctr - Washington Hills	274,633	298,346	291,793	(6,553)	-2.20%
N10416 - Rec Ctr - Westside Community Ctr	177,749	149,168	125,742	(23,426)	-15.70%
N10417 - Rec Ctr - Hixson	270,927	292,847	265,815	(27,032)	-9.23%
N10418 - Rec Ctr - Cromwell Community Center	153,806	135,448	110,545	(24,903)	-18.39%
N20101 - North River Center Programs	111,991	126,054	122,490	(3,564)	-2.83%
N20102 - Eastgate Center Programs	244,872	300,276	275,907	(24,369)	-8.12%
N20103 - Heritage House Programs	99,093	116,590	145,290	28,700	24.62%
N30101 - Youth & Family Development	423,106	478,945	430,992	(47,953)	-10.01%
N30102 - Office of Early Learning	174,721	324,130	316,962	(7,168)	-2.21%
N30201 - Office of Community Resilience - Administration	-	-	150,000	150,000	0.00%
N30202 - Office of Community Resilience - Family Justice Center	-	-	691,944	691,944	0.00%
N30203 - Office of Community Resilience - Public Safety Office	-	-	203,810	203,810	0.00%
N - Youth & Family Total	11,058,762	11,132,203	12,157,601	1,025,398	9.21%
1100 Total	11,058,762	11,132,203	12,157,601	1,025,398	9.21%



City of Chattanooga
Operational Budget - Department by Account Type
Fiscal Year 2021

Row Labels				Inc (Dec)	
	Actual FY19	Budget FY20	Proposed FY21	Proposed vs. Budget	% Change
1100					
N - Youth & Family					
600000 - Salaries Parent (601000-609999)	5,269,787	6,195,360	6,520,263	324,903	5.24%
610000 - Fringe Benefits Parent (611000-619999)	2,516,493	2,581,025	3,138,767	557,742	21.61%
700000 - Services Parent (701000-709999)	1,741,116	1,546,762	1,653,849	107,087	6.92%
710000 - Materials & Supplies Parent (711000-719999)	405,025	374,222	485,296	111,074	29.68%
720000 - Travel Expense Parent (721000-729999)	66,606	75,650	71,450	(4,200)	-5.55%
730000 - Vehicle Operating Expense Parent (731000-739999)	144,887	176,813	96,585	(80,228)	-45.37%
740000 - Insurance, Claims, Damages Parent (741000-749999)	20,491	45,000	25,000	(20,000)	-44.44%
770000 - Capital Outlay Parent (771000-779999)	38,951	36,250	-	(36,250)	-100.00%
780000 - Other Expenses Parent (781000-789999)	105,406	101,121	166,391	65,270	64.55%
810000 - Other Financing Uses Parent (811000-819999)	750,000	-	-	-	0.00%
N - Youth & Family Total	11,058,762	11,132,203	12,157,601	1,025,398	9.21%
1100 Total	11,058,762	11,132,203	12,157,601	1,025,398	9.21%



City of Chattanooga
Operational Budget - Department by Account
Fiscal Year 2021

Row Labels	Actual FY19	Budget FY20	Proposed FY21	Inc (Dec) Proposed vs. Budget	% Change
1100					
N - Youth & Family					
.Personnel Expenses					
600000 - Salaries Parent (601000-609999)					
601101 - Regular Employees	3,478,693	4,180,441	4,631,473	451,032	10.79%
601102 - Temporary Staffing	1,039,925	1,902,609	164,170	(1,738,439)	-91.37%
601103 - Part Time Employees	53,988	-	1,565,742	1,565,742	0.00%
601105 - Injured On Duty Pay	2,102	-	-	-	0.00%
601199 - Budget - Attrition (Salary)	-	(45,000)	(45,000)	-	0.00%
601201 - Overtime	66,264	53,000	98,000	45,000	84.91%
601202 - Compensatory Time	6,852	-	-	-	0.00%
602105 - Cellphone Allowance	14,160	13,560	14,040	480	3.54%
602301 - Personal Leave	453,655	-	-	-	0.00%
602302 - Personal Leave Buybacks	8,197	-	-	-	0.00%
602303 - Final Leave Payout	39,781	-	-	-	0.00%
602304 - Longevity	86,063	90,750	91,838	1,088	1.20%
602308 - Bereavement Pay	999	-	-	-	0.00%
602309 - Holiday Pay	19,108	-	-	-	0.00%
600000 - Salaries Parent (601000-609999) Total	5,269,787	6,195,360	6,520,263	324,903	5.24%
610000 - Fringe Benefits Parent (611000-619999)					
611101 - FICA (OASDI)	309,931	243,810	368,570	124,760	51.17%
611102 - Medicare	72,498	57,044	86,356	29,312	51.38%
611199 - Budget - Attrition (Benefits)	-	(30,000)	(30,000)	-	0.00%
611201 - General Pension	832,403	898,802	1,084,208	185,406	20.63%
611206 - Other Post-employment Benefits (OPEB)	330,089	345,944	390,143	44,199	12.78%
611207 - OPEB (Grants)	49	-	-	-	0.00%
611301 - Hospitalization	771,192	857,308	1,007,972	150,664	17.57%
611302 - Life Insurance Benefit	5,968	8,165	7,380	(785)	-9.61%
611303 - Long-Term Disability	8,820	10,093	11,190	1,097	10.87%
611304 - Health Savings Accounts	70,453	75,799	71,157	(4,642)	-6.12%
611402 - Employee Health Savings Acct	4,357	2,160	-	(2,160)	-100.00%
611403 - On-site Medical Program	110,733	111,900	141,792	29,892	26.71%
610000 - Fringe Benefits Parent (611000-619999) Total	2,516,493	2,581,025	3,138,767	557,742	21.61%
.Operating Expenses					
700000 - Services Parent (701000-709999)					
701103 - Consultant Fees	-	80,000	25,000	(55,000)	-68.75%
701208 - On-the-Job Injury Claims	64,934	-	-	-	0.00%
702103 - Exterminating Service	18,616	18,131	18,131	-	0.00%
702105 - Painting	4,221	-	-	-	0.00%
702106 - Plumbing	1,503	6,000	3,000	(3,000)	-50.00%
702109 - Custodial Services	25,868	22,000	22,000	-	0.00%
702111 - Irrigation	12,191	-	15,000	15,000	0.00%
702201 - Alarm System Repair	-	500	500	-	0.00%
702202 - Bldg & Grounds Maintenance	-	10,000	3,000	(7,000)	-70.00%
702204 - Contracted Repair Service	16,177	21,000	15,000	(6,000)	-28.57%
702207 - Maintenance Services	913	-	-	-	0.00%
702208 - Fire Prevention Measures	2,296	1,500	1,500	-	0.00%
702211 - Grounds	6,777	7,000	7,000	-	0.00%
702221 - IT Maintenance	36,433	36,432	-	(36,432)	-100.00%
702222 - Cabling & Installation	7,631	-	-	-	0.00%
702225 - IT Maintenance - Licensing	15,125	-	30,700	30,700	0.00%
.Operating Expenses Total	7,786,280	8,776,385	9,659,030	882,645	10.06%

City of Chattanooga
Operational Budget - Department by Account
Fiscal Year 2021

Row Labels	Actual FY19	Budget FY20	Proposed FY21	Inc (Dec)		% Change
				Proposed vs. Budget		
702226 - IT Maintenance - Hosting	-	-	26,400	26,400		0.00%
702227 - IT Maintenance - Support Maintenance	-	-	10,032	10,032		0.00%
702229 - Contract Mowing	360	-	-	-		0.00%
703101 - Electricity	419,405	483,796	439,500	(44,296)		-9.16%
703102 - Natural Gas	80,003	57,000	57,000	-		0.00%
703103 - Water	99,649	96,869	96,869	-		0.00%
703109 - Sewer	150,507	199,075	180,000	(19,075)		-9.58%
703201 - Telephone Service	8	-	-	-		0.00%
703202 - Cellular Phone Service	252	-	-	-		0.00%
703206 - Air Cards	11,028	8,516	7,750	(766)		-8.99%
704102 - Clothing & Linen Service	4,584	5,000	3,700	(1,300)		-26.00%
704103 - Demurrage	276	-	-	-		0.00%
704104 - Equipment Rental	16,506	12,230	10,996	(1,234)		-10.09%
704105 - Property Rental	79,405	78,000	78,000	-		0.00%
704106 - Dumpster Rental	120	-	-	-		0.00%
704108 - Office Machine Rental	43,614	38,092	42,300	4,208		11.05%
704201 - Advertising	14,310	12,919	12,000	(919)		-7.11%
704208 - Contracted Repair	14,971	-	-	-		0.00%
704210 - Printing	3,067	6,974	4,250	(2,724)		-39.06%
704220 - Instructors	31,630	20,000	20,000	-		0.00%
704221 - Recreation Support Services	23,648	40,447	29,250	(11,197)		-27.68%
704227 - Transfer Station Cost	(71)	-	-	-		0.00%
704228 - Translation Service	782	-	3,000	3,000		0.00%
704306 - Dues	3,184	3,031	3,031	-		0.00%
704307 - Employment Agencies	324,428	-	167,710	167,710		0.00%
704308 - Local Transportation	104,230	190,421	60,500	(129,921)		-68.23%
704309 - Meeting Expense	596	7,000	4,500	(2,500)		-35.71%
704310 - Local Mileage	1,462	1,000	3,000	2,000		200.00%
704311 - Miscellaneous Services	2,215	-	152,000	152,000		0.00%
704312 - Other Contracted Service	14,380	-	-	-		0.00%
704314 - Stipends	16,800	13,630	20,000	6,370		46.74%
704315 - Waste Disposal	34,131	36,429	28,630	(7,799)		-21.41%
704317 - Contracted Operations	15,000	-	25,000	25,000		0.00%
704319 - Parking	149	-	-	-		0.00%
704320 - Link2Gov Internet Fee	334	500	500	-		0.00%
704335 - Public Communication	4,752	10,370	10,000	(370)		-3.57%
704343 - FJC - Client Support Services	-	-	2,500	2,500		0.00%
704402 - Unallocated Purchasing Card Expense	299	-	-	-		0.00%
704502 - Postage	719	800	900	100		12.50%
704601 - Local Registration Fees	3,286	800	900	100		12.50%
704602 - Training Costs	4,200	20,000	11,500	(8,500)		-42.50%
704603 - Tuition & Books	500	-	-	-		0.00%
704702 - Bank Service Charges	-	300	300	-		0.00%
704705 - Credit Card Use Charge	3,712	1,000	1,000	-		0.00%
700000 - Services Parent (701000-709999) Total	1,741,116	1,546,762	1,653,849	107,087		6.92%
710000 - Materials & Supplies Parent (711000-719999)						
711101 - Audio Visual Supplies	2,352	1,100	1,100	-		0.00%
711102 - Books	328	1,175	600	(575)		-48.94%
711104 - Forms & Printed Material	235	100	200	100		100.00%
711105 - Instructional Materials &Supplies	180	150	150	-		0.00%
711108 - Periodicals, Publications	99	56	56	-		0.00%
711109 - Office Supplies & Stationery	16,466	29,958	21,250	(8,708)		-29.07%
711110 - Technology Accessories & Supplies	32	500	500	-		0.00%
711111 - Printer Toner Cartridges	3,995	1,700	1,000	(700)		-41.18%

City of Chattanooga
Operational Budget - Department by Account
Fiscal Year 2021

Row Labels	Actual FY19	Budget FY20	Proposed FY21	Inc (Dec)	
				Proposed vs. Budget	% Change
712105 - Gravel, Sand, Stone, Chert	-	20,000	10,000	(10,000)	-50.00%
712109 - Paint	5,049	4,375	4,000	(375)	-8.57%
712114 - Plumbing Supplies	415	500	500	-	0.00%
713109 - Repair Parts	18,181	31,000	28,000	(3,000)	-9.68%
713118 - Small Equipment Tires	1,116	-	-	-	0.00%
714105 - Building Maintenance Supplies	51,622	50,000	50,000	-	0.00%
714106 - Cleaning Supplies	7,260	250	-	(250)	-100.00%
714107 - Clothing	45,008	30,750	38,000	7,250	23.58%
714108 - Cultural Arts Supplies	25	-	-	-	0.00%
714109 - Data Processing Supplies	-	100	100	-	0.00%
714111 - Electrical Supplies, Bulbs, Etc	-	200	200	-	0.00%
714113 - Exhibits	429	-	-	-	0.00%
714117 - Food & Ice	60,925	60,800	58,750	(2,050)	-3.37%
714120 - Hardware, Nails, Small Tools	6,708	4,900	4,900	-	0.00%
714122 - Kitchen & Dining Room Supplies	1,139	-	-	-	0.00%
714123 - Machine Shop & Garage Supplies	464	500	500	-	0.00%
714124 - Medical Supplies (First Aid)	627	1,510	1,510	-	0.00%
714125 - Oil & Lubricants	613	1,150	1,000	(150)	-13.04%
714126 - Other Materials & Supplies	2,170	-	-	-	0.00%
714128 - Recreational Supplies	94,335	39,718	177,000	137,282	345.64%
714129 - Safety Equipment	886	4,870	3,000	(1,870)	-38.40%
714130 - Safety Shoes	610	2,100	1,500	(600)	-28.57%
714131 - Seeds, Trees, Plants, Hort Supplies	14,657	24,000	18,000	(6,000)	-25.00%
714133 - Welding Supplies	573	500	500	-	0.00%
714135 - Locks & Key supplies	785	500	500	-	0.00%
714136 - Dirt mix, Mulch, Topsoil	35,770	39,000	37,000	(2,000)	-5.13%
714138 - Flags Banners and Signage	757	980	980	-	0.00%
714143 - Event Planning, Services and Catering	4,372	5,000	10,000	5,000	100.00%
714144 - Batteries	2,314	4,000	3,000	(1,000)	-25.00%
714145 - Classroom/Childcare Educational Supplies	23,808	11,000	11,000	-	0.00%
714149 - Waste and Recycle Containers	386	1,780	500	(1,280)	-71.91%
714150 - Promotional Items	334	-	-	-	0.00%
710000 - Materials & Supplies Parent (711000-719999) Total	405,025	374,222	485,296	111,074	29.68%
720000 - Travel Expense Parent (721000-729999)					
721101 - Out-of-town Mileage	716	-	150	150	0.00%
721102 - Transportation	19,740	22,500	20,500	(2,000)	-8.89%
721103 - Auto Rental	2,347	-	-	-	0.00%
721201 - Hotels	15,527	24,700	24,950	250	1.01%
721202 - Meals	5,906	13,650	11,050	(2,600)	-19.05%
721301 - Registration Fees	20,091	14,200	14,200	-	0.00%
721302 - Other Travel Expenses	2,279	600	600	-	0.00%
720000 - Travel Expense Parent (721000-729999) Total	66,606	75,650	71,450	(4,200)	-5.55%
730000 - Vehicle Operating Expense Parent (731000-739999)					
731101 - Diesel Fuel	1,033	1,000	1,000	-	0.00%
731102 - Gasoline	28,262	36,100	30,000	(6,100)	-16.90%
731203 - Vehicle Labor	9,994	14,200	10,000	(4,200)	-29.58%
731204 - Vehicle Parts & Supplies	31,040	6,000	6,000	-	0.00%
731301 - Car Wash	657	800	800	-	0.00%
731401 - Fleet Leased Vehicle	73,901	118,713	48,785	(69,928)	-58.91%
730000 - Vehicle Operating Expense Parent (731000-739999) Total	144,887	176,813	96,585	(80,228)	-45.37%
740000 - Insurance, Claims, Damages Parent (741000-749999)					
742402 - Building & Content Insurance	21	-	-	-	0.00%

City of Chattanooga
Operational Budget - Department by Account
Fiscal Year 2021

Row Labels	Actual FY19	Budget FY20	Proposed FY21	Inc (Dec) Proposed vs. Budget	% Change
742404 - Liability Insurance	19,520	45,000	25,000	(20,000)	-44.44%
742503 - Fidelity & Surety Bonds	950	-	-	-	0.00%
740000 - Insurance, Claims, Damages Parent (741000-749999) Total	20,491	45,000	25,000	(20,000)	-44.44%
770000 - Capital Outlay Parent (771000-779999)					
772102 - Building Equipment	165	-	-	-	0.00%
772104 - Grounds Equipment	513	-	-	-	0.00%
772107 - Other Equipment (Under 5000)	-	1,000	-	(1,000)	-100.00%
772108 - Recreational Equipment	22,852	26,750	-	(26,750)	-100.00%
772109 - Office Furniture	10,536	-	-	-	0.00%
772112 - Computer equipment under 5000	4,885	8,500	-	(8,500)	-100.00%
770000 - Capital Outlay Parent (771000-779999) Total	38,951	36,250	-	(36,250)	-100.00%
780000 - Other Expenses Parent (781000-789999)					
781103 - Space Costs	22,897	25,522	109,022	83,500	327.17%
781301 - Fees, Licenses, & Permits	10,584	11,730	11,000	(730)	-6.22%
781309 - Technology Cost	46,480	46,529	33,869	(12,660)	-27.21%
782201 - Awards	16,782	16,000	12,500	(3,500)	-21.88%
782202 - Donations	25	-	-	-	0.00%
782210 - Program Expense	8,638	1,340	-	(1,340)	-100.00%
780000 - Other Expenses Parent (781000-789999) Total	105,406	101,121	166,391	65,270	64.55%
Operating Expenses Total	2,522,482	2,355,818	2,498,571	142,753	6.06%
Transfers To					
810000 - Other Financing Uses Parent (811000-819999)					
811111 - Transfer to Gen Fd Special Programs	750,000	-	-	-	0.00%
810000 - Other Financing Uses Parent (811000-819999) Total	750,000	-	-	-	0.00%
Transfers To Total	750,000	-	-	-	0.00%
N - Youth & Family Total	11,058,762	11,132,203	12,157,601	1,025,398	9.21%
1100 Total	11,058,762	11,132,203	12,157,601	1,025,398	9.21%

City of Chattanooga
Operational Budget - Dept by Offer
Fiscal Year 2021

Row Labels	Actual FY19	Budget FY20	Proposed FY21	Inc (Dec) Proposed vs. Budget	% Change
1100					
P - Transportation					
CDOT: Administration	1,070,496	530,626	269,961	(260,665)	-49.12%
CDOT: Complete Streets	484,176	1,081,596	1,331,847	250,251	23.14%
CDOT: Operations	4,157,890	4,467,927	2,268,756	(2,199,171)	-49.22%
CDOT: Smart City	4,418,764	5,578,464	5,597,423	18,959	0.34%
Energy & Lighting Infrastructure	1,177	-	-	-	0.00%
Traffic Engineering	531,235	-	-	-	0.00%
P - Transportation Total	10,663,738	11,658,613	9,467,987	(2,190,626)	-18.79%
1100 Total	10,663,738	11,658,613	9,467,987	(2,190,626)	-18.79%



City of Chattanooga
Operational Budget - Cost Center Summary
Fiscal Year 2021

Row Labels	Actual FY19	Budget FY20	Proposed FY21	Inc (Dec) Proposed vs. Budget	% Change
1100					
P - Transportation					
P00101 - Traffic Engineering Admin	531,235	-	-	-	0.00%
P00102 - Street Lighting	1,177	-	-	-	0.00%
P00103 - Smart Cities Operations	4,418,764	5,578,464	5,597,423	18,959	0.34%
P00201 - Traffic Operations	4,157,890	4,467,927	2,268,756	(2,199,171)	-49.22%
P00501 - Transportation Administration	583,316	530,626	269,961	(260,665)	-49.12%
P00502 - Transportation Design and Engineering	487,180	-	-	-	0.00%
P00504 - Complete Streets	484,176	1,081,596	1,331,847	250,251	23.14%
P - Transportation Total	10,663,738	11,658,613	9,467,987	(2,190,626)	-18.79%
1100 Total	10,663,738	11,658,613	9,467,987	(2,190,626)	-18.79%



City of Chattanooga
Operational Budget - Department by Account Type
Fiscal Year 2021

Row Labels	Actual FY19	Budget FY20	Proposed FY21	Inc (Dec)	
				Proposed vs. Budget	% Change
1100					
P - Transportation					
600000 - Salaries Parent (601000-609999)	2,668,075	3,019,849	2,905,404	(114,445)	-3.79%
610000 - Fringe Benefits Parent (611000-619999)	1,564,838	1,895,837	1,856,957	(38,880)	-2.05%
700000 - Services Parent (701000-709999)	3,674,074	3,984,313	4,035,621	51,308	1.29%
710000 - Materials & Supplies Parent (711000-719999)	133,566	163,751	180,201	16,450	10.05%
720000 - Travel Expense Parent (721000-729999)	12,595	14,670	20,050	5,380	36.67%
730000 - Vehicle Operating Expense Parent (731000-739999)	218,487	328,258	346,828	18,570	5.66%
740000 - Insurance, Claims, Damages Parent (741000-749999)	353	-	-	-	0.00%
760000 - Capital Assets Parent (761000-769999)	128,719	-	-	-	0.00%
770000 - Capital Outlay Parent (771000-779999)	48,473	50,000	50,000	-	0.00%
780000 - Other Expenses Parent (781000-789999)	89,706	77,083	72,926	(4,157)	-5.39%
810000 - Other Financing Uses Parent (811000-819999)	2,124,852	2,124,852	-	(2,124,852)	-100.00%
P - Transportation Total	10,663,738	11,658,613	9,467,987	(2,190,626)	-18.79%
1100 Total	10,663,738	11,658,613	9,467,987	(2,190,626)	-18.79%



City of Chattanooga
Operational Budget - Department by Account
Fiscal Year 2021

Row Labels	Actual FY19	Budget FY20	Proposed FY21	Inc (Dec) Proposed vs. Budget	% Change
1100					
P - Transportation					
.Personnel Expenses					
600000 - Salaries Parent (601000-609999)					
601101 - Regular Employees	2,200,886	2,987,024	3,003,369	16,345	0.55%
601104 - State Training Wages	-	600	-	(600)	-100.00%
601105 - Injured On Duty Pay	432	-	-	-	0.00%
601199 - Budget - Attrition (Salary)	-	(45,000)	(210,000)	(165,000)	366.67%
601201 - Overtime	40,274	16,000	29,000	13,000	81.25%
601202 - Compensatory Time	4,210	1,000	400	(600)	-60.00%
602105 - Cellphone Allowance	18,480	18,000	21,360	3,360	18.67%
602201 - Incentive Awards	1,000	-	-	-	0.00%
602301 - Personal Leave	311,685	-	-	-	0.00%
602303 - Final Leave Payout	14,425	-	-	-	0.00%
602304 - Longevity	39,750	42,225	44,775	2,550	6.04%
602306 - Call Back Pay	20,991	-	15,000	15,000	0.00%
602307 - On Call Pay	3,836	-	1,500	1,500	0.00%
602309 - Holiday Pay	12,106	-	-	-	0.00%
600000 - Salaries Parent (601000-609999) Total	2,668,075	3,019,849	2,905,404	(114,445)	-3.79%
610000 - Fringe Benefits Parent (611000-619999)					
611101 - FICA (OASDI)	153,366	173,344	174,116	772	0.45%
611102 - Medicare	35,870	40,552	40,787	235	0.58%
611199 - Budget - Attrition (Benefits)	-	(30,000)	(140,000)	(110,000)	366.67%
611201 - General Pension	540,166	643,745	696,548	52,803	8.20%
611206 - Other Post-employment Benefits (OPEB)	211,487	247,799	255,426	7,627	3.08%
611301 - Hospitalization	477,842	669,480	659,088	(10,392)	-1.55%
611302 - Life Insurance Benefit	3,560	5,992	4,379	(1,613)	-26.92%
611303 - Long-Term Disability	5,695	7,296	7,258	(38)	-0.52%
611304 - Health Savings Accounts	71,632	65,089	80,059	14,970	23.00%
611402 - Employee Health Savings Acct	4,020	1,740	-	(1,740)	-100.00%
611403 - On-site Medical Program	61,200	70,800	79,296	8,496	12.00%
610000 - Fringe Benefits Parent (611000-619999) Total	1,564,838	1,895,837	1,856,957	(38,880)	-2.05%
.Personnel Expenses Total	4,232,913	4,915,686	4,762,361	(153,325)	-3.12%
Operating Expenses					
700000 - Services Parent (701000-709999)					
701103 - Consultant Fees	8,400	5,500	25,000	19,500	354.55%
701111 - IT Hosting & Managed Services	197	-	-	-	0.00%
701208 - On-the-Job Injury Claims	2,663	-	-	-	0.00%
702102 - Electrical	17	-	-	-	0.00%
702103 - Exterminating Service	144	300	300	-	0.00%
702106 - Plumbing	-	500	500	-	0.00%
702202 - Bldg & Grounds Maintenance	1,716	2,500	2,500	-	0.00%
702203 - Circuit Board Repair	-	200	200	-	0.00%
702204 - Contracted Repair Service	1,683	-	-	-	0.00%
702207 - Maintenance Services	140	2,000	2,000	-	0.00%
702208 - Fire Prevention Measures	-	1,000	1,000	-	0.00%
702212 - HVAC	672	3,000	3,000	-	0.00%
702219 - Street Light Maintenance	185,917	204,000	224,000	20,000	9.80%
702221 - IT Maintenance	18,971	5,000	10,000	5,000	100.00%
702225 - IT Maintenance - Licensing	1,493	-	-	-	0.00%
702226 - IT Maintenance - Hosting	4,534	-	-	-	0.00%
703101 - Electricity	19,783	19,000	19,286	286	1.51%

City of Chattanooga
Operational Budget - Department by Account
Fiscal Year 2021

Row Labels	Actual FY19	Budget FY20	Proposed FY21	Inc (Dec) Proposed vs. Budget	% Change
703105 - Street Lighting	2,847,725	3,200,000	3,200,000	-	0.00%
703106 - Traffic Lighting	83,979	86,275	86,275	-	0.00%
703107 - Electricity Plant Charges Acct # 30-0039.000 Line 1	178,674	140,000	140,000	-	0.00%
703202 - Cellular Phone Service	392	100	100	-	0.00%
703207 - Digital Connectivity	242,360	250,000	250,000	-	0.00%
704103 - Demurrage	960	1,200	1,200	-	0.00%
704107 - Floor Mat / Scrapper Rental	805	1,000	1,000	-	0.00%
704108 - Office Machine Rental	3,797	6,000	6,000	-	0.00%
704109 - Traffic Control - Rental	2,573	2,000	4,000	2,000	100.00%
704204 - Alarm Monitoring	90	550	550	-	0.00%
704210 - Printing	186	250	250	-	0.00%
704219 - Property Appraisals	36	-	-	-	0.00%
704306 - Dues	13,002	12,525	16,250	3,725	29.74%
704309 - Meeting Expense	73	-	-	-	0.00%
704312 - Other Contracted Service	17,680	1,000	1,000	-	0.00%
704313 - Recording Documents	114	-	-	-	0.00%
704315 - Waste Disposal	-	1,677	1,677	-	0.00%
704319 - Parking	9,322	9,744	9,800	56	0.57%
704329 - Radio Maintenance	15,585	15,817	11,308	(4,509)	-28.51%
704340 - Shredding and Recycling Services	96	75	75	-	0.00%
704407 - Wireless Data Communication	1,923	-	1,250	1,250	0.00%
704502 - Postage	790	600	600	-	0.00%
704602 - Training Costs	5,645	12,500	16,500	4,000	32.00%
704603 - Tuition & Books	1,937	-	-	-	0.00%
700000 - Services Parent (701000-709999) Total	3,674,074	3,984,313	4,035,621	51,308	1.29%
710000 - Materials & Supplies Parent (711000-719999)					
711102 - Books	310	-	-	-	0.00%
711104 - Forms & Printed Material	427	1,350	800	(550)	-40.74%
711107 - Newspapers	125	-	-	-	0.00%
711108 - Periodicals, Publications	-	500	-	(500)	-100.00%
711109 - Office Supplies & Stationery	7,811	3,000	5,000	2,000	66.67%
711110 - Technology Accessories & Supplies	2,460	-	500	500	0.00%
712104 - Concrete, Clay Pipe, & Fittings	224	500	500	-	0.00%
712107 - Lumber & Wood Products	-	800	800	-	0.00%
712109 - Paint	49,791	50,000	55,000	5,000	10.00%
712112 - Street Signs & Markings	12,646	50,000	55,000	5,000	10.00%
713109 - Repair Parts	34	-	-	-	0.00%
714106 - Cleaning Supplies	1,456	2,201	1,701	(500)	-22.72%
714107 - Clothing	2,555	3,000	3,000	-	0.00%
714111 - Electrical Supplies, Bulbs, Etc	10,812	12,000	12,000	-	0.00%
714112 - Electronic Parts	1,770	3,000	3,000	-	0.00%
714117 - Food & Ice	1,571	2,200	2,200	-	0.00%
714120 - Hardware, Nails, Small Tools	5,776	4,200	4,200	-	0.00%
714126 - Other Materials & Supplies	1,241	-	-	-	0.00%
714129 - Safety Equipment	438	1,200	1,200	-	0.00%
714130 - Safety Shoes	4,627	3,200	4,000	800	25.00%
714135 - Locks & Key supplies	4,221	100	100	-	0.00%
714137 - Thermoplastic	24,112	25,000	30,000	5,000	20.00%
714143 - Event Planning, Services and Catering	1,159	1,500	1,200	(300)	-20.00%
710000 - Materials & Supplies Parent (711000-719999) Total	133,566	163,751	180,201	16,450	10.05%
720000 - Travel Expense Parent (721000-729999)					
721101 - Out-of-town Mileage	526	2,000	-	(2,000)	-100.00%
721102 - Transportation	2,072	1,870	5,500	3,630	194.12%

City of Chattanooga
Operational Budget - Department by Account
Fiscal Year 2021

Row Labels	Actual FY19	Budget FY20	Proposed FY21	Inc (Dec) Proposed vs. Budget	% Change
721201 - Hotels	6,960	4,500	7,000	2,500	55.56%
721202 - Meals	957	500	1,750	1,250	250.00%
721301 - Registration Fees	1,827	5,800	5,800	-	0.00%
721302 - Other Travel Expenses	253	-	-	-	0.00%
720000 - Travel Expense Parent (721000-729999) Total	12,595	14,670	20,050	5,380	36.67%
730000 - Vehicle Operating Expense Parent (731000-739999)					
731101 - Diesel Fuel	18,855	33,128	29,785	(3,343)	-10.09%
731102 - Gasoline	28,719	43,780	45,969	2,189	5.00%
731203 - Vehicle Labor	49,250	25,000	30,000	5,000	20.00%
731204 - Vehicle Parts & Supplies	32,430	45,000	45,000	-	0.00%
731301 - Car Wash	299	350	350	-	0.00%
731401 - Fleet Leased Vehicle	88,934	181,000	195,724	14,724	8.13%
730000 - Vehicle Operating Expense Parent (731000-739999) Total	218,487	328,258	346,828	18,570	5.66%
740000 - Insurance, Claims, Damages Parent (741000-749999)					
742402 - Building & Content Insurance	353	-	-	-	0.00%
740000 - Insurance, Claims, Damages Parent (741000-749999) Total	353	-	-	-	0.00%
760000 - Capital Assets Parent (761000-769999)					
761102 - CIP Engineering Design & Supervision	128,719	-	-	-	0.00%
760000 - Capital Assets Parent (761000-769999) Total	128,719	-	-	-	0.00%
770000 - Capital Outlay Parent (771000-779999)					
772107 - Other Equipment (Under 5000)	7,889	50,000	50,000	-	0.00%
772111 - Computer Software under 15000	5,004	-	-	-	0.00%
772116 - Traffic Lights and Equipment	35,580	-	-	-	0.00%
770000 - Capital Outlay Parent (771000-779999) Total	48,473	50,000	50,000	-	0.00%
780000 - Other Expenses Parent (781000-789999)					
781103 - Space Costs	58,374	51,365	53,447	2,082	4.05%
781301 - Fees, Licenses, & Permits	340	600	600	-	0.00%
781309 - Technology Cost	30,446	23,868	17,629	(6,239)	-26.14%
782201 - Awards	546	1,250	1,250	-	0.00%
780000 - Other Expenses Parent (781000-789999) Total	89,706	77,083	72,926	(4,157)	-5.39%
Operating Expenses Total	4,305,973	4,618,075	4,705,626	87,551	1.90%
Transfers To					
810000 - Other Financing Uses Parent (811000-819999)					
811313 - Transfer to Transportation Capital	2,124,852	2,124,852	-	(2,124,852)	-100.00%
810000 - Other Financing Uses Parent (811000-819999) Total	2,124,852	2,124,852	-	(2,124,852)	-100.00%
Transfers To Total	2,124,852	2,124,852	-	(2,124,852)	-100.00%
P - Transportation Total	10,663,738	11,658,613	9,467,987	(2,190,626)	-18.79%
1100 Total	10,663,738	11,658,613	9,467,987	(2,190,626)	-18.79%



City of Chattanooga
Municipal Golf Course Fund
Fiscal Year 2021

Golf	Actual FY19	Budget FY20	Proposed FY21	Inc (Dec) Proposed vs. Budget	% change
Revenues					
Pro Shop	126,457	135,253	132,744	(2,509)	-1.86%
Green Fees	697,234	730,048	731,007	959	0.13%
Golf Course Property Rent	9,600	9,600	9,600	-	0.00%
Overage/Shortage	307	-	-	-	0.00%
Memberships	132,079	126,232	132,818	6,586	5.22%
Cart Rentals	500,901	529,496	525,507	(3,989)	-0.75%
Food	50,296	61,147	55,672	(5,475)	-8.95%
Beverage	106,851	107,198	109,113	1,915	1.79%
Total Revenues	1,623,725	1,698,974	1,696,461	(2,513)	-0.15%

Expenditures					
Opertations	1,809,728	1,698,974	1,696,461	(2,513)	-0.15%
Total Expenditures	1,809,728	1,698,974	1,696,461	(2,513)	-0.15%

Estimated Incr(Decr) in Fund Balance	(186,003)	-	-
Beginning Fund Balance July 1	(186,003)	(372,006)	(372,006)
Ending Fund Balance June 30	(372,006)	(372,006)	(372,006)
Ending Fund Balance as a % of Total App	-20.56%	-21.90%	-21.93%



City of Chattanooga
 Detail By Cost Center
 Fiscal Year 2021

Row Labels	ActualFY19	BudgetFY20	Proposed FY21	Inc (Dec) FY21	% Change
1105					
K- Public Works					
K01701 - Brainerd Golf Course	792,735	731,588	745,609		1.92%
K01702 - Brainerd Golf Pro Shop	39,671	29,500	37,266		26.33%
K01703 - Brainerd Golf Concessions	55,848	51,665	47,816		-7.45%
K01801 - Brown Acres Golf Course	807,596	779,671	761,392		-2.34%
K01802 - Brown Acres Golf Pro Shop	37,683	39,400	34,193		-13.22%
K01803 - Brown Acres Golf Concessions	76,195	67,150	70,185		4.52%
K- Public Works Total	1,809,728	1,698,974	1,696,461		-0.15%
1105 Total	1,809,728	1,698,974	1,696,461		-0.15%



City of Chattanooga
 Department by Account Type
 Fiscal Year 2021

	ActualFY19	BudgetFY20	Proposed FY21	Inc (Dec) FY21 \	% Change
1105					
K- Public Works					
. Personnel Expenses					
600000 - Salaries Parent (601000-609999)	753,158	711,981	709,647		-0.33%
610000 - Fringe Benefits Parent (611000-619999)	336,571	354,312	331,791		-6.36%
. Personnel Expenses Total	1,089,729	1,066,293	1,041,438		-2.33%
Operating Expenses					
700000 - Services Parent (701000-709999)	206,989	188,537	197,492		4.75%
710000 - Materials & Supplies Parent (711000-719999)	172,052	116,212	130,165		12.01%
720000 - Travel Expense Parent (721000-729999)	627	350	350		0.00%
730000 - Vehicle Operating Expense Parent (731000-739999)	2,108	10,400	7,900		-24.04%
740000 - Insurance, Claims, Damages Parent (741000-749999)	2,514	2,450	2,475		1.02%
750000 - Inventory Cost of Goods Parent (751000-759999)	171,260	155,050	152,859		-1.41%
780000 - Other Expenses Parent (781000-789999)	89,007	84,440	88,340		4.62%
Operating Expenses Total	644,557	557,439	579,581		3.97%
Transfers To					
810000 - Other Financing Uses Parent (811000-819999)	75,442	75,242	75,442		0.27%
Transfers To Total	75,442	75,242	75,442		0.27%
K- Public Works Total	1,809,728	1,698,974	1,696,461		-0.15%
1105 Total	1,809,728	1,698,974	1,696,461		-0.15%



City of Chattanooga
Department by Account
Fiscal Year 2021

Row Labels	ActualFY19	BudgetFY20	Proposed FY21	Inc (Dec) FY21	% Change
1105					
K- Public Works					
. Personnel Expenses					
600000 - Salaries Parent (601000-609999)					
601101 - Regular Employees	635,303	627,050	629,825		0.44%
601102 - Temporary Staffing	4,522	0			0.00%
601103 - Part Time Employees	6,584	0			0.00%
601201 - Overtime	1,258	150	1,475		883.33%
601202 - Compensatory Time	866	471	868		84.29%
602105 - Cellphone Allowance	480	280	476		70.00%
602301 - Personal Leave	61,977	66,530	61,042		-8.25%
602303 - Final Leave Payout	23,752	0			0.00%
602304 - Longevity	16,275	17,500	12,537		-28.36%
602308 - Bereavement Pay	327	0	320		0.00%
602309 - Holiday Pay	1,814	0	3,104		0.00%
600000 - Salaries Parent (601000-609999) Total	753,158	711,981	709,647		-0.33%
610000 - Fringe Benefits Parent (611000-619999)					
611101 - FICA (OASDI)	43,874	42,218	43,450		2.92%
611102 - Medicare	10,261	8,869	10,134		14.26%
611201 - General Pension	99,154	99,950	97,679		-2.27%
611206 - Other Post-employment Benefits (OPEB)	39,389	44,025	38,839		-11.78%
611301 - Hospitalization	96,036	109,633	94,575		-13.73%
611302 - Life Insurance Benefit	675	780	670		-14.10%
611303 - Long-Term Disability	1,020	1,137	1,038		-8.71%
611304 - Health Savings Accounts	33,102	32,350	32,495		0.45%
611402 - Employee Health Savings Acct	1,760	2,500	1,756		-29.76%
611403 - On-site Medical Program	11,300	12,850	11,155		-13.19%
610000 - Fringe Benefits Parent (611000-619999) Total	336,571	354,312	331,791		-6.36%
. Personnel Expenses Total	1,089,729	1,066,293	1,041,438		-2.33%
Operating Expenses					
700000 - Services Parent (701000-709999)					
701208 - On-the-Job Injury Claims	39	1,022	524		-48.73%
702102 - Electrical	1,107	1,200	1,133		-5.58%
702103 - Exterminating Service	360	380	410		7.89%
702105 - Painting	978	50	550		1000.00%
702106 - Plumbing	4,199	2,300	1,900		-17.39%
702109 - Custodial Services	489	200	400		100.00%
702110 - Tree Maintenance & Planting	1,950	2,300	1,490		-35.22%
702201 - Alarm System Repair	0	50			-100.00%
702202 - Bldg & Grounds Maintenance	277	0	950		0.00%
702204 - Contracted Repair Service	4,628	1,700	1,800		5.88%
702207 - Maintenance Services	790	1,250	745		-40.40%
702208 - Fire Prevention Measures	484	350	600		71.43%
702212 - HVAC	4,780	4,400	3,000		-31.82%
702214 - Landscaping	1,300	1,100	1,200		9.09%
702215 - Building Repairs or Renovations under \$5000	0	900	1,400		55.56%
702218 - Pump Repairs	0	650	650		0.00%
702221 - IT Maintenance	15,750	13,000	15,300		17.69%
703101 - Electricity	53,395	43,400	54,000		24.42%
703102 - Natural Gas	4,919	3,400	3,500		2.94%
703103 - Water	25,088	13,150	23,000		74.90%
703109 - Sewer	21,789	24,300	22,500		-7.41%
703207 - Digital Connectivity	12,342	12,900	12,250		-5.04%
704102 - Clothing & Linen Service	1,260	1,025	1,150		12.20%

City of Chattanooga
Department by Account
Fiscal Year 2021

Row Labels	ActualFY19	BudgetFY20	Proposed FY21	Inc (Dec) FY21	% Change
704104 - Equipment Rental	2,800	14,800	7,000		-52.70%
704107 - Floor Mat / Scrapper Rental	581	460	590		28.26%
704201 - Advertising	7,390	7,000	6,000		-14.29%
704204 - Alarm Monitoring	600	1,250	600		-52.00%
704210 - Printing	348	350	350		0.00%
704306 - Dues	1,885	1,700	1,800		5.88%
704315 - Waste Disposal	3,045	3,000	3,000		0.00%
704502 - Postage	198	100	100		0.00%
704601 - Local Registration Fees	564	700	500		-28.57%
704602 - Training Costs	6,113	100	100		0.00%
704705 - Credit Card Use Charge	27,541	30,050	29,000		-3.49%
700000 - Services Parent (701000-709999) Total	206,989	188,537	197,492		4.75%
710000 - Materials & Supplies Parent (711000-719999)					
711101 - Audio Visual Supplies	229	0			0.00%
711104 - Forms & Printed Material	2,298	2,500	1,800		-28.00%
711107 - Newspapers	473	310	310		0.00%
711109 - Office Supplies & Stationery	1,627	1,100	1,100		0.00%
711111 - Printer Toner Cartridges	1,192	775	600		-22.58%
712103 - Cement, Lime, & Plaster	0	50	50		0.00%
712104 - Concrete, Clay Pipe, & Fittings	0	150	150		0.00%
712105 - Gravel, Sand, Stone, Chert	3,125	2,600	2,700		3.85%
712107 - Lumber & Wood Products	1,208	400	550		37.50%
712109 - Paint	328	300	300		0.00%
712114 - Plumbing Supplies	807	475	475		0.00%
713104 - Filters, Misc	22	50	100		100.00%
713108 - Pumps & Pump Parts	4,818	2,410	3,000		24.48%
713109 - Repair Parts	29,587	16,482	20,000		21.34%
714105 - Building Maintenance Supplies	0	75			-100.00%
714106 - Cleaning Supplies	3,242	2,100	2,100		0.00%
714111 - Electrical Supplies, Bulbs, Etc	104	300	300		0.00%
714120 - Hardware, Nails, Small Tools	718	0	150		0.00%
714122 - Kitchen & Dining Room Supplies	935	400	480		20.00%
714123 - Machine Shop & Garage Supplies	9,292	8,800	2,000		-77.27%
714125 - Oil & Lubricants	1,985	650	1,500		130.77%
714129 - Safety Equipment	0	100	100		0.00%
714130 - Safety Shoes	1,005	885	900		1.69%
714131 - Seeds, Trees, Plants, Hort Supplies	104,010	73,000	88,500		21.23%
714133 - Welding Supplies	393	200	200		0.00%
714135 - Locks & Key supplies	89	0	250		0.00%
714136 - Dirt mix, Mulch, Topsoil	1,217	550	1,000		81.82%
714144 - Batteries	3,348	1,550	1,550		0.00%
710000 - Materials & Supplies Parent (711000-719999) Total	172,052	116,212	130,165		12.01%
720000 - Travel Expense Parent (721000-729999)					
721201 - Hotels	177	0			0.00%
721301 - Registration Fees	450	350	350		0.00%
720000 - Travel Expense Parent (721000-729999) Total	627	350	350		0.00%
730000 - Vehicle Operating Expense Parent (731000-739999)					
731101 - Diesel Fuel	265	3,700	3,000		-18.92%
731102 - Gasoline	539	3,900	3,000		-23.08%
731203 - Vehicle Labor	868	1,900	1,000		-47.37%
731204 - Vehicle Parts & Supplies	436	900	900		0.00%
730000 - Vehicle Operating Expense Parent (731000-739999) Total	2,108	10,400	7,900		-24.04%
740000 - Insurance, Claims, Damages Parent (741000-749999)					

City of Chattanooga
Department by Account
Fiscal Year 2021

Row Labels	ActualFY19	BudgetFY20	Proposed FY21	Inc (Dec) FY21	% Change
742402 - Building & Content Insurance	2,514	2,450	2,475		1.02%
740000 - Insurance, Claims, Damages Parent (741000-749999) Total	2,514	2,450	2,475		1.02%
750000 - Inventory Cost of Goods Parent (751000-759999)					
751201 - Cafeteria Inventory	93,330	85,750	81,000		-5.54%
751202 - Pro Shop Inventory	77,354	68,900	71,459		3.71%
751406 - Tires & Tubes	576	400	400		0.00%
750000 - Inventory Cost of Goods Parent (751000-759999) Total	171,260	155,050	152,859		-1.41%
780000 - Other Expenses Parent (781000-789999)					
781202 - Sales Tax	66,419	63,400	65,000		2.52%
781301 - Fees, Licenses, & Permits	420	640	640		0.00%
781306 - Water Quality Mgmt Fees	22,168	20,200	22,500		11.39%
782201 - Awards	0	100	100		0.00%
782206 - Fines	0	100	100		0.00%
780000 - Other Expenses Parent (781000-789999) Total	89,007	84,440	88,340		4.62%
Operating Expenses Total	644,557	557,439	579,581		3.97%
Transfers To					
810000 - Other Financing Uses Parent (811000-819999)					
811601 - Transfer to Debt Service	75,442	75,242	75,442		0.27%
810000 - Other Financing Uses Parent (811000-819999) Total	75,442	75,242	75,442		0.27%
Transfers To Total	75,442	75,242	75,442		0.27%
K- Public Works Total	1,809,728	1,698,974	1,696,461		-0.15%
1105 Total	1,809,728	1,698,974	1,696,461		-0.15%



**City of Chattanooga
Economic Development Fund
Fiscal Year 2021**

Economic Development	Actual FY19	Budget FY20	Proposed FY21	Inc (Dec) Proposed vs. Budget	% Change
Revenues					
Local Option Sales Tax	14,660,843	14,211,661	12,790,495	(1,421,166)	-10.00%
TDZ - State Sales Tax	5,386,763	2,340,300	3,200,000	859,700	36.73%
TDZ - Hamilton County Local Option	1,802,163	1,160,000	1,300,000	140,000	12.07%
Total Revenues	21,849,769	17,711,961	17,290,495	(421,466)	-2.38%

Expenditures					
Chattanooga Economic Development Capital Fund	10,247,800	8,000,000	8,000,000	-	0.00%
Approp to Capital From Fund Balance	-	10,000,000	10,000,000	-	0.00%
Chattanooga Chamber of Commerce	450,000	450,000	450,000	-	0.00%
Chamber of Commerce Marketing & Industrial Services	75,000	75,000	75,000	-	0.00%
Enterprise Center Innovation District . . . AO	850,000	-	-	-	0.00%
Enterprise Center - Operating Support . . . AO	1,002,500	1,002,500	987,500	(15,000)	-1.50%
Enterprise Center - Digital Equity Programs . . . AO	325,000	421,000	421,000	-	0.00%
Enterprise Center - Bessie Smith/Mapp Building . . . AO	50,000	-	-	-	0.00%
Public Education Foundation - STEP-UP Chattanooga . . . AO	25,000	75,000	75,000	-	0.00%
Chattanooga Dream	-	60,000	-	(60,000)	-100.00%
Resiliency Planning	-	100,000	-	(100,000)	-100.00%
TN Reconnect Grant	65,750	-	-	-	0.00%
Thrive Regional Partnership . . . AO	100,000	100,000	80,000	(20,000)	-20.00%
Carter Street Corporation . . . AO	200,000	200,000	200,000	-	0.00%
Collection Fee to Hamilton County Trustee	164,630	144,280	127,905	(16,375)	-11.35%
Lease Payments	467,328	3,583,881	2,374,090	(1,209,791)	-33.76%
Tourist Development Zone transfer to CDRC to cover debt	7,188,926	3,500,300	4,500,000	999,700	28.56%
Total Expenditures	21,211,934	27,711,961	27,290,495	(421,466)	-1.52%

Estimated Incr(Decr) in Fund Balance	637,835	(10,000,000)	(10,000,000)
Beginning Fund Balance July 1	17,957,198	18,595,033	8,595,033
Ending Fund Balance June 30	18,595,033	8,595,033	(1,404,967)
Ending Fund Balance as a % of Total Appropriations	87.66%	31.02%	-5.15%



City of Chattanooga
State Street Aid Fund Revenues
Fiscal Year 2021

State Street Aid	Actual FY19	Budget FY20	Proposed FY21	Inc (Dec)	
				Proposed vs. Budget	% Change
Revenues	-	-	-	-	0.00%
State Shared Ops Maintenance of Streets	\$78,958	\$0	\$0	-	0.00%
State Shared Ops St Aid 1989 Amended Gas Tax	507,293	525,949	490,000	(35,949)	-6.84%
State Shared Ops Street Aid Gas Tax	3,181,253	3,306,430	3,075,000	(231,430)	-7.00%
State Shared Ops Street Aid Add 3 Cent Tax	939,980	974,546	825,000	(149,546)	-15.35%
Improve Act	1,242,146	1,645,677	1,410,000	(235,677)	-14.32%
Interest Earned - non capital	73,752	-	-	-	0.00%
Total Revenues	6,023,381	6,452,602	5,800,000	(652,602)	-10.11%

Expenditures					
Operations	\$3,925,354	\$5,202,602	\$4,719,156	(483,446)	-9.29%
Transfer Out - Transportation Capital	1,765,148	1,740,359	2,937,926	1,197,567	68.81%
Total Expenditures	5,690,502	6,942,961	7,657,082	714,121	10.29%

Estimated Incr(Decr) in Fund Balance	332,879	(490,359)	(1,857,082)
Beginning Fund Balance July 1	5,541,533	5,874,412	5,384,053
Ending Fund Balance June 30	5,874,412	5,384,053	3,526,971
Ending Fund Balance as a % of Total Appropriations	103.23%	77.55%	46.06%



City of Chattanooga
 Detail By Cost Center
 Fiscal Year 2021

	Inc (Dec)				
	ActualFY19	BudgetFY20	Proposed FY21	FY21 vs FY20 Budget	% Change
2050					
K- State Street Aid					
K00801 - SSA Street Maint	5,680,858	6,851,961	7,566,082	1,305,421	10.42%
K00802 - SSA Snow & Ice Removal	9,617	91,000	91,000	0	0.00%
K- State Street Aid Total	5,690,475	6,942,961	7,657,082	1,305,421	10.29%
2050 Total	5,690,475	6,942,961	7,657,082	1,305,421	10.29%



City of Chattanooga
Department by Account Type
Fiscal Year 2021

	ActualFY19	BudgetFY20	Proposed FY21	Inc (Dec) FY21	% Change
2050					
K- State Street Aid					
. Personnel Expenses					
600000 - Salaries Parent (601000-609999)	1,484,761	1,699,359	1,932,023	232,664	13.69%
610000 - Fringe Benefits Parent (611000-619999)	919,338	1,224,784	1,451,096	226,312	18.48%
. Personnel Expenses Total	2,404,099	2,924,143	3,383,119	458,976	15.70%
Operating Expenses					
700000 - Services Parent (701000-709999)	177,474	229,965	103,000	-56,665	-55.21%
710000 - Materials & Supplies Parent (711000-719999)	433,390	725,494	610,000	-115,494	-15.92%
720000 - Travel Expense Parent (721000-729999)	2,810	7,000	250	-6,750	-96.43%
730000 - Vehicle Operating Expense Parent (731000-739999)	803,212	795,000	622,787	-172,213	-21.66%
740000 - Insurance, Claims, Damages Parent (741000-749999)	3,795	0	0	0	0.00%
760000 - Capital Assets Parent (761000-769999)	73,304	521,000	0	0	-100.00%
770000 - Capital Outlay Parent (771000-779999)	26,599	0	0	0	0.00%
780000 - Other Expenses Parent (781000-789999)	644	0	0	0	0.00%
Operating Expenses Total	1,521,228	2,278,459	1,336,037	-351,122	-41.36%
Transfers To					
810000 - Other Financing Uses Parent (811000-819999)	1,765,148	1,740,359	2,937,926	1,197,567	68.81%
Transfers To Total	1,765,148	1,740,359	2,937,926	1,197,567	68.81%
K- State Street Aid Total	5,690,475	6,942,961	7,657,082	1,305,421	10.29%
2050 Total	5,690,475	6,942,961	7,657,082	1,305,421	10.29%



City of Chattanooga
Department by Account
Fiscal Year 2021

	ActualFY19	BudgetFY20	Proposed FY21	Inc (Dec) FY21	% Change
2050					
K- State Street Aid					
. Personnel Expenses					
600000 - Salaries Parent (601000-609999)					
601101 - Regular Employees	1,151,333	1,658,834	1,889,818	230,984	13.92%
601105 - Injured On Duty Pay	10,671	0		0	0.00%
601201 - Overtime	29,775	0		0	0.00%
602105 - Cellphone Allowance	2,840	2,400	4,080	1,680	70.00%
602201 - Incentive Awards	300	400	400	0	0.00%
602301 - Personal Leave	209,019	0		0	0.00%
602302 - Personal Leave Buybacks	6,954	0		0	0.00%
602303 - Final Leave Payout	20,881	0		0	0.00%
602304 - Longevity	38,625	37,725	37,725	0	0.00%
602306 - Call Back Pay	829	0		0	0.00%
602307 - On Call Pay	200	0		0	0.00%
602308 - Bereavement Pay	1,026	0		0	0.00%
602309 - Holiday Pay	12,308	0		0	0.00%
600000 - Salaries Parent (601000-609999) Total	1,484,761	1,699,359	1,932,023	232,664	13.69%
610000 - Fringe Benefits Parent (611000-619999)					
611101 - FICA (OASDI)	84,873	94,724	107,885	13,161	13.89%
611102 - Medicare	19,849	22,153	25,249	3,096	13.98%
611201 - General Pension	293,777	336,515	412,895	76,380	22.70%
611204 - Union Pension	2,221	853		-853	-100.00%
611206 - Other Post-employment Benefits (OPEB)	114,215	134,278	157,692	23,414	17.44%
611301 - Hospitalization	341,051	559,914	661,315	101,401	18.11%
611302 - Life Insurance Benefit	2,140	2,765	3,220	455	16.46%
611303 - Long-Term Disability	2,954	3,794	4,553	759	20.01%
611304 - Health Savings Accounts	10,828	10,388	10,787	399	3.84%
611402 - Employee Health Savings Acct	630	600	300	-300	-50.00%
611403 - On-site Medical Program	46,800	58,800	67,200	8,400	14.29%
610000 - Fringe Benefits Parent (611000-619999) Total	919,338	1,224,784	1,451,096	226,312	18.48%
. Personnel Expenses Total	2,404,099	2,924,143	3,383,119	458,976	15.70%
Operating Expenses					
700000 - Services Parent (701000-709999)					
701208 - On-the-Job Injury Claims	78,879	40,000	0	-40,000	-100.00%
701213 - On-the-Job Injury Settlement Claims	11,136	0		0	0.00%
702202 - Bldg & Grounds Maintenance	0	1,000	0	-1,000	-100.00%
702207 - Maintenance Services	400	0	1,000	1,000	0.00%
702213 - Labor	0	10,000	1,000	-9,000	-90.00%
703101 - Electricity	9,468	7,000	8,000	1,000	14.29%
703103 - Water	3,671	15,000	10,000	-5,000	-33.33%
703109 - Sewer	4,815	6,000	8,336	2,336	38.93%
703202 - Cellular Phone Service	4	0	0	0	0.00%
703206 - Air Cards	1,151	1,500	1,500	0	0.00%
703207 - Digital Connectivity	21,797	25,000	25,000	0	0.00%
704104 - Equipment Rental	6,372	3,500	5,000	1,500	42.86%
704239 - Bio-Hazard / Environmental Services	650	0		0	0.00%
704306 - Dues	610	0		0	0.00%
704307 - Employment Agencies	0	70,000	0	0	-100.00%
704312 - Other Contracted Service	0	5,000		-5,000	-100.00%
704315 - Waste Disposal	0	300	0	0	-100.00%
704329 - Radio Maintenance	35,633	36,165	36,164	-1	0.00%
704403 - Disputed Purchasing Card Expense	0	0	0	0	0.00%

City of Chattanooga
Department by Account
Fiscal Year 2021

	ActualFY19	BudgetFY20	Proposed FY21	Inc (Dec) FY21	% Change
704407 - Wireless Data Communication	1,938	4,500	5,000	500	11.11%
704601 - Local Registration Fees	0	2,000	1,000	-1,000	-50.00%
704602 - Training Costs	950	3,000	1,000	-2,000	-66.67%
700000 - Services Parent (701000-709999) Total	177,474	229,965	103,000	-56,665	-55.21%
710000 - Materials & Supplies Parent (711000-719999)					
711104 - Forms & Printed Material	295	0	0	0	0.00%
711109 - Office Supplies & Stationery	77	100	100	0	0.00%
712101 - Asphalt and Asphalt Filler	223,886	400,386	239,268	-161,118	-40.24%
712102 - Brick & Concrete Blocks	1,695	5,000	5,000	0	0.00%
712103 - Cement, Lime, & Plaster	1,710	4,000	5,000	1,000	25.00%
712104 - Concrete, Clay Pipe, & Fittings	38,594	41,008	49,636	8,628	21.04%
712105 - Gravel, Sand, Stone, Chert	89,867	220,000	242,346	22,346	10.16%
712107 - Lumber & Wood Products	1,596	25,000	30,000	5,000	20.00%
712108 - Other Constr & Bldg Materials	320	2,000	2,000	0	0.00%
712109 - Paint	353	1,000	1,000	0	0.00%
712110 - Pipe & Fittings	3,588	2,000	2,000	0	0.00%
712114 - Plumbing Supplies	0	200	200	0	0.00%
713102 - Fasteners	3,537	2,000	2,000	0	0.00%
713104 - Filters, Misc	18	200	200	0	0.00%
713107 - Packing, Valves Etc	37	0	0	0	0.00%
713109 - Repair Parts	18,527	500	7,000	6,500	1300.00%
713110 - Valve Parts	30	0	0	0	0.00%
713117 - Hose & Fittings	41	100	100	0	0.00%
714105 - Building Maintenance Supplies	894	500	500	0	0.00%
714106 - Cleaning Supplies	536	0	0	0	0.00%
714107 - Clothing	5,674	4,000	4,000	0	0.00%
714111 - Electrical Supplies, Bulbs, Etc	12	300	300	0	0.00%
714117 - Food & Ice	0	500	500	0	0.00%
714120 - Hardware, Nails, Small Tools	24,374	3,000	5,000	2,000	66.67%
714125 - Oil & Lubricants	461	0	0	0	0.00%
714126 - Other Materials & Supplies	0	1,000	1,000	0	0.00%
714129 - Safety Equipment	5,689	6,000	6,000	0	0.00%
714130 - Safety Shoes	7,799	5,500	5,500	0	0.00%
714131 - Seeds, Trees, Plants, Hort Supplies	840	0	0	0	0.00%
714135 - Locks & Key supplies	306	200	350	150	75.00%
714136 - Dirt mix, Mulch, Topsoil	1,273	1,000	1,000	0	0.00%
714140 - 714106	691	0	0	0	0.00%
714144 - Batteries	670	0	0	0	0.00%
710000 - Materials & Supplies Parent (711000-719999) Total	433,390	725,494	610,000	-115,494	-15.92%
720000 - Travel Expense Parent (721000-729999)					
721101 - Out-of-town Mileage	146	0	0	0	0.00%
721201 - Hotels	1,637	4,000	100	-3,900	-97.50%
721202 - Meals	532	2,000	100	-1,900	-95.00%
721301 - Registration Fees	380	1,000	50	-950	-95.00%
721302 - Other Travel Expenses	115	0	0	0	0.00%
720000 - Travel Expense Parent (721000-729999) Total	2,810	7,000	250	-6,750	-96.43%
730000 - Vehicle Operating Expense Parent (731000-739999)					
731101 - Diesel Fuel	87,752	100,000	75,435	-24,565	-24.57%
731102 - Gasoline	18,739	30,000	18,600	-11,400	-38.00%
731201 - Contracted Vehicle Repair	158,209	100,000	88,752	-11,248	-11.25%
731203 - Vehicle Labor	167,240	110,000	170,000	60,000	54.55%
731204 - Vehicle Parts & Supplies	188,246	155,000	120,000	-35,000	-22.58%
731301 - Car Wash	102	0	0	0	0.00%

City of Chattanooga
Department by Account
Fiscal Year 2021

	ActualFY19	BudgetFY20	Proposed FY21	Inc (Dec) FY21	% Change
731401 - Fleet Leased Vehicle	182,924	300,000	150,000	-150,000	-50.00%
730000 - Vehicle Operating Expense Parent (731000-739999) Total	803,212	795,000	622,787	-172,213	-21.66%
740000 - Insurance, Claims, Damages Parent (741000-749999)					
742402 - Building & Content Insurance	3,795	0	0	0	0.00%
740000 - Insurance, Claims, Damages Parent (741000-749999) Total	3,795	0	0	0	0.00%
760000 - Capital Assets Parent (761000-769999)					
761119 - CIP Streets, Alleys, & Sidewalks	0	200,000	0	0	-100.00%
761204 - Equipment Purchase	73,304	321,000	0	0	-100.00%
760000 - Capital Assets Parent (761000-769999) Total	73,304	521,000	0	0	-100.00%
770000 - Capital Outlay Parent (771000-779999)					
772107 - Other Equipment (Under 5000)	4,900	0	0	0	0.00%
772112 - Computer equipment under 5000	2,792	0	0	0	0.00%
772116 - Traffic Lights and Equipment	18,907	0	0	0	0.00%
770000 - Capital Outlay Parent (771000-779999) Total	26,599	0	0	0	0.00%
780000 - Other Expenses Parent (781000-789999)					
781301 - Fees, Licenses, & Permits	17	0	0	0	0.00%
782201 - Awards	409	0	0	0	0.00%
782204 - Safety Incentive Awards	218	0	0	0	0.00%
780000 - Other Expenses Parent (781000-789999) Total	644	0	0	0	0.00%
Operating Expenses Total	1,521,228	2,278,459	1,336,037	-351,122	-41.36%
Transfers To					
810000 - Other Financing Uses Parent (811000-819999)					
811313 - Transfer to Transportation Capital	1,765,148	1,740,359	2,937,926	1,197,567	68.81%
810000 - Other Financing Uses Parent (811000-819999) Total	1,765,148	1,740,359	2,937,926	1,197,567	68.81%
Transfers To Total	1,765,148	1,740,359	2,937,926	1,197,567	68.81%
K- State Street Aid Total	5,690,475	6,942,961	7,657,082	1,305,421	10.29%
2050 Total	5,690,475	6,942,961	7,657,082	1,305,421	10.29%



City of Chattanooga
Hotel/Motel Tax Fund
Fiscal Year 2021

Hotel/Motel	Actual FY19	Budget 2020	Proposed FY21	Inc (Dec) FY21 vs FY20 Budget	% change
Revenues					
Occupancy Tax	7,585,445	7,819,366	5,300,254	(2,519,112)	-32.2%
Interest Earned	2,613	-	-	-	0.0%
Total Revenues	7,588,058	7,819,366	5,300,254	(2,519,112)	-32.2%

Expenditures					
Public Works Capital Fund or related Waterfront capital	6,800,000	669,889	-	(669,889)	-100.0%
Hotel/Motel Collection Fee	155,835	157,936	106,005	(51,931)	-32.9%
Debt Service	3,758,373	2,972,859	3,878,623	905,764	30.5%
Hamilton County Collection Fee	74,322	78,194	53,003	(25,191)	-32.2%
Total Expenditures	10,788,530	3,878,878	4,037,631	158,753	4.1%

Estimated Incr(Decr) in Fund Balance	(3,200,472)	3,940,488	1,262,623
Beginning Fund Balance July 1	2,667,920	(532,552)	3,407,936
Ending Fund Balance June 30	(532,552)	3,407,936	4,670,559
Ending Fund Balance as a % of Total Appropriations	-4.94%	87.86%	115.68%



City of Chattanooga
Tennessee Valley Regional Communication System
Fiscal Year 2021

Tennessee Valley Regional Communication Service	Actual FY19	Budget 2020	Proposed FY21	Inc (Dec) Proposed vs. Budget	% change
Revenues					
Federal Maintenance Fees	29,624	23,155	35,483	12,328	53.24%
State Maintenance Fee	54,121	50,411	42,934	(7,477)	-14.83%
Other Government Maintenance Fee	1,053,582	1,131,290	1,228,571	97,281	8.60%
Mobile Communications Services	208,541	226,607	221,663	(4,944)	-2.18%
Outside Sales	50,947	56,923	51,617	(5,306)	-9.32%
Miscellaneous Revenue	46,584	120,000	-	(120,000)	-100.00%
Master Site Buy-In Revenue to Capital Replacement	-	-	120,000	120,000	0.00%
Total Revenues	1,443,399	1,608,386	1,700,267	91,882	5.71%

Expenditures					
Operations	\$1,271,179	\$1,608,386	\$1,700,267	91,881	5.71%
Total Expenditures	1,271,179	1,608,386	1,700,267	91,881	5.71%

Estimated Incr(Decr) in Fund Balance	172,220	-	-
Beginning Fund Balance July 1	258,000	430,220	430,220
Ending Fund Balance June 30	430,220	430,220	430,220
Ending Fund Balance as a % of Total Appropriations	33.84%	26.75%	25.30%



City of Chattanooga
 Detail By Cost Center
 Fiscal Year 2021

	Inc (Dec) FY21 vs FY20				
	ActualFY19	BudgetFY20	Proposed FY21	Budget	% Change
6070					
J- TVRCS Operations					
J00501 - TN Valley Regional Communications	1,271,181	1,608,386	1,700,267	91,881	5.71%
J- TVRCS Operations Total	1,271,181	1,608,386	1,700,267	91,881	5.71%
6070 Total	1,271,181	1,608,386	1,700,267	91,881	5.71%



City of Chattanooga
Department by Account Type
Fiscal Year 2021

	Inc (Dec) FY21 vs FY20				
	ActualFY19	BudgetFY20	Proposed FY21	Budget	% Change
6070					
J- TVRCS Operations					
. Personnel Expenses					
600000 - Salaries Parent (601000-609999)	354,847	453,351	462,994	9,643	2.13%
610000 - Fringe Benefits Parent (611000-619999)	173,267	402,216	353,913	-48,303	-12.01%
. Personnel Expenses Total	528,114	855,567	816,907	-38,660	-4.52%
Operating Expenses					
700000 - Services Parent (701000-709999)	219,336	229,531	268,195	38,664	16.84%
710000 - Materials & Supplies Parent (711000-719999)	60,001	64,778	75,471	10,693	16.51%
720000 - Travel Expense Parent (721000-729999)	1,174	17,000	32,500	15,500	91.18%
730000 - Vehicle Operating Expense Parent (731000-739999)	24,825	44,300	54,990	10,690	24.13%
740000 - Insurance, Claims, Damages Parent (741000-749999)	23,895	30,000	30,000	0	0.00%
760000 - Capital Assets Parent (761000-769999)	0	47,000	47,000	0	0.00%
770000 - Capital Outlay Parent (771000-779999)	1,740	0	0	0	0.00%
780000 - Other Expenses Parent (781000-789999)	88,096	70,000	82,204	12,204	17.43%
Operating Expenses Total	419,067	502,609	590,360	87,751	17.46%
Transfers To					
810000 - Other Financing Uses Parent (811000-819999)	324,000	250,210	293,000	42,790	17.10%
Transfers To Total	324,000	250,210	293,000	42,790	17.10%
J- TVRCS Operations Total	1,271,181	1,608,386	1,700,267	91,881	5.71%
6070 Total	1,271,181	1,608,386	1,700,267	91,881	5.71%



City of Chattanooga
Department by Account
Fiscal Year 2021

	Inc (Dec) FY21 vs FY20				
	ActualFY19	BudgetFY20	Proposed FY21	Budget	% Change
6070					
J- TVRCS Operations					
. Personnel Expenses					
600000 - Salaries Parent (601000-609999)					
601101 - Regular Employees	280,338	434,201	443,844	9,643	2.22%
601201 - Overtime	1,339	4,000	4,000	0	0.00%
601202 - Compensatory Time	3,755	0	0	0	0.00%
602105 - Cellphone Allowance	3,960	5,200	5,200	0	0.00%
602301 - Personal Leave	35,455	0	0	0	0.00%
602303 - Final Leave Payout	20,319	0	0	0	0.00%
602304 - Longevity	2,325	2,600	2,600	0	0.00%
602306 - Call Back Pay	522	2,350	2,350	0	0.00%
602307 - On Call Pay	3,720	5,000	5,000	0	0.00%
602308 - Bereavement Pay	1,081	0	0	0	0.00%
602309 - Holiday Pay	2,033	0	0	0	0.00%
600000 - Salaries Parent (601000-609999) Total	354,847	453,351	462,994	9,643	2.13%
610000 - Fringe Benefits Parent (611000-619999)					
611101 - FICA (OASDI)	20,767	26,920	27,518	598	2.22%
611102 - Medicare	4,857	6,296	6,436	140	2.22%
611201 - General Pension	67,766	108,550	102,084	-6,466	-5.96%
611206 - Other Post-employment Benefits (OPEB)	26,439	82,498	39,946	-42,552	-51.58%
611301 - Hospitalization	45,167	165,065	164,997	-68	-0.04%
611302 - Life Insurance Benefit	386	927	948	21	2.27%
611303 - Long-Term Disability	631	1,160	1,184	24	2.07%
611304 - Health Savings Accounts	2,204	0	0	0	0.00%
611402 - Employee Health Savings Acct	150	0	0	0	0.00%
611403 - On-site Medical Program	4,900	10,800	10,800	0	0.00%
610000 - Fringe Benefits Parent (611000-619999) Total	173,267	402,216	353,913	-48,303	-12.01%
. Personnel Expenses Total	528,114	855,567	816,907	-38,660	-4.52%
Operating Expenses					
700000 - Services Parent (701000-709999)					
701103 - Consultant Fees	300	0	2,000	2,000	0.00%
701109 - Legal Services	9,000	9,000	9,000	0	0.00%
702103 - Exterminating Service	180	250	200	-50	-20.00%
702106 - Plumbing	860	500	1,000	500	100.00%
702204 - Contracted Repair Service	7,073	0	0	0	0.00%
702207 - Maintenance Services	36,974	30,000	25,000	-5,000	-16.67%
702208 - Fire Prevention Measures	198	400	400	0	0.00%
702211 - Grounds	705	660	800	140	21.21%
702212 - HVAC	15,758	8,750	19,107	10,357	118.37%
702224 - Equipment Inspection and Calibration	225	4,400	5,000	600	13.64%
702228 - Generator Maintenance	0	8,750	20,043	11,293	129.06%
703101 - Electricity	67,000	68,500	72,255	3,755	5.48%
703102 - Natural Gas	2,483	3,300	3,700	400	12.12%
703103 - Water	456	600	600	0	0.00%
703109 - Sewer	345	600	750	150	25.00%
703206 - Air Cards	2,448	2,040	3,300	1,260	61.76%
703207 - Digital Connectivity	3,621	3,600	4,500	900	25.00%
704102 - Clothing & Linen Service	407	0	0	0	0.00%
704105 - Property Rental	54,502	60,600	62,000	1,400	2.31%
704108 - Office Machine Rental	1,084	1,200	1,200	0	0.00%
704201 - Advertising	342	500	500	0	0.00%
704306 - Dues	571	700	700	0	0.00%

City of Chattanooga
Department by Account
Fiscal Year 2021

	Inc (Dec) FY21 vs FY20				
	ActualFY19	BudgetFY20	Proposed FY21	Budget	% Change
704309 - Meeting Expense	1,427	2,500	2,500	0	0.00%
704311 - Miscellaneous Services	49	0		0	0.00%
704329 - Radio Maintenance	11,034	11,089	11,090	1	0.01%
704501 - Freight, Express & Drayage	155	1,000	1,000	0	0.00%
704502 - Postage	15	50	50	0	0.00%
704602 - Training Costs	1,979	8,000	20,000	12,000	150.00%
704603 - Tuition & Books	145	2,542	1,500	-1,042	-40.99%
700000 - Services Parent (701000-709999) Total	219,336	229,531	268,195	38,664	16.84%
710000 - Materials & Supplies Parent (711000-719999)					
711104 - Forms & Printed Material	117	100	200	100	100.00%
711109 - Office Supplies & Stationery	479	1,050	1,200	150	14.29%
712114 - Plumbing Supplies	661	0		0	0.00%
713104 - Filters, Misc	0	150	150	0	0.00%
714106 - Cleaning Supplies	775	400	800	400	100.00%
714111 - Electrical Supplies, Bulbs, Etc	0	400	1,500	1,100	275.00%
714112 - Electronic Parts	44,345	48,008	48,121	113	0.24%
714120 - Hardware, Nails, Small Tools	341	250	1,000	750	300.00%
714135 - Locks & Key supplies	67	220	500	280	127.27%
714144 - Batteries	13,216	14,200	22,000	7,800	54.93%
710000 - Materials & Supplies Parent (711000-719999) Total	60,001	64,778	75,471	10,693	16.51%
720000 - Travel Expense Parent (721000-729999)					
721101 - Out-of-town Mileage	118	500	500	0	0.00%
721102 - Transportation	19	3,000	6,000	3,000	100.00%
721201 - Hotels	662	5,500	11,000	5,500	100.00%
721202 - Meals	308	3,000	9,000	6,000	200.00%
721301 - Registration Fees	0	4,000	4,000	0	0.00%
721302 - Other Travel Expenses	67	1,000	2,000	1,000	100.00%
720000 - Travel Expense Parent (721000-729999) Total	1,174	17,000	32,500	15,500	91.18%
730000 - Vehicle Operating Expense Parent (731000-739999)					
731101 - Diesel Fuel	0	250	250	0	0.00%
731102 - Gasoline	2,231	4,000	9,690	5,690	142.25%
731103 - Propane	3,725	8,000	10,000	2,000	25.00%
731202 - Other Billed Fluids	0	250	250	0	0.00%
731203 - Vehicle Labor	978	1,500	3,000	1,500	100.00%
731204 - Vehicle Parts & Supplies	1,206	1,500	3,000	1,500	100.00%
731301 - Car Wash	0	300	300	0	0.00%
731401 - Fleet Leased Vehicle	16,685	28,000	28,000	0	0.00%
731402 - Fleet Daily Rental	0	500	500	0	0.00%
730000 - Vehicle Operating Expense Parent (731000-739999) Total	24,825	44,300	54,990	10,690	24.13%
740000 - Insurance, Claims, Damages Parent (741000-749999)					
742402 - Building & Content Insurance	20,395	30,000	30,000	0	0.00%
742404 - Liability Insurance	3,500	0		0	0.00%
740000 - Insurance, Claims, Damages Parent (741000-749999) Total	23,895	30,000	30,000	0	0.00%
760000 - Capital Assets Parent (761000-769999)					
761308 - Computer Software over 15000	0	47,000	47,000	0	0.00%
760000 - Capital Assets Parent (761000-769999) Total	0	47,000	47,000	0	0.00%
770000 - Capital Outlay Parent (771000-779999)					
772102 - Building Equipment	1,332	0		0	0.00%
772112 - Computer equipment under 5000	408	0		0	0.00%
770000 - Capital Outlay Parent (771000-779999) Total	1,740	0		0	0.00%

City of Chattanooga
 Department by Account
 Fiscal Year 2021

	Inc (Dec) FY21 vs FY20				
	ActualFY19	BudgetFY20	Proposed FY21	Budget	% Change
780000 - Other Expenses Parent (781000-789999)					
781102 - Indirect Costs	88,000	70,000	82,204	12,204	17.43%
782201 - Awards	96	0		0	0.00%
780000 - Other Expenses Parent (781000-789999) Total	88,096	70,000	82,204	12,204	17.43%
Operating Expenses Total	419,067	502,609	590,360	87,751	17.46%
Transfers To					
810000 - Other Financing Uses Parent (811000-819999)					
811410 - Transfer from TVRCS	324,000	250,210	293,000	42,790	17.10%
810000 - Other Financing Uses Parent (811000-819999) Total	324,000	250,210	293,000	42,790	17.10%
Transfers To Total	324,000	250,210	293,000	42,790	17.10%
J- TVRCS Operations Total	1,271,181	1,608,386	1,700,267	91,881	5.71%
6070 Total	1,271,181	1,608,386	1,700,267	91,881	5.71%



**City of Chattanooga
Debt Service Fund
Fiscal Year 2021**

Debt Service	Actual FY19	Budget 20	Proposed FY21	Inc (Dec) FY21 vs FY20 Budget	% change
Revenues					
General Fund	24,812,512	20,940,110	20,417,289	(522,821)	-2.50%
CDBG (Fannie Mae Loan)	388,957	374,485	359,494	(14,991)	-4.00%
Hotel/Motel Tax	3,758,373	2,971,859	3,879,623	907,764	30.55%
Other Sources	75,442	75,442	75,442	-	0.00%
Transfer	(1,200,000)	-	-	-	0.00%
Total Revenues	27,835,284	24,361,896	24,731,848	369,952	1.52%

Expenditures					
Principal	20,982,892	17,804,771	18,153,675	348,904	1.96%
Interest	6,741,953	6,447,125	6,478,173	31,048	0.48%
Bank Service Charges	51,218	110,000	100,000	(10,000)	-9.09%
Total Expenditures	27,776,063	24,361,896	24,731,848	369,952	1.52%

Estimated Incr(Decr) in Fund Balance	59,221	-	-
Beginning Fund Balance July 1	2,990,088	3,049,309	3,049,309
Ending Fund Balance June 30	3,049,309	3,049,309	3,049,309
Ending Fund Balance as a % of Total Appropriations	10.98%	12.52%	12.33%



City of Chattanooga
Interceptor Sewer System Fund
Fiscal Year 2021

Interceptor Sewer System	Actual FY19	Budget 20	Proposed FY21	Inc (Dec) Proposed vs. Budget	% change
Revenues					
Federal Operations Funds FEMA	\$19,311	\$0	\$0	-	0.00%
State Operations Funds TEMA	3,219	-	-	-	0.00%
Property Rental Revenue	\$10,406	\$0	\$0	-	0.00%
Returned Check Fee	11,888	-	-	-	0.00%
Misc Sewer Revenue	38,053	-	-	-	0.00%
Sewer Surcharges	3,700,493	2,602,347	2,602,347	-	0.00%
Sewer Service Charges	12,422,579	11,605,224	10,851,469	(753,755)	-6.49%
Garbage Grinder Fees	87,360	91,494	91,494	-	0.00%
Septic Tank Pump Charges	465,305	407,526	407,526	-	0.00%
ENCO Sewer Billing	11,581,755	56,381,965	52,719,976	(3,661,989)	-6.49%
Hixson Sewer Billing	7,649,571	8,058,250	8,058,250	-	0.00%
Eastside Sewer Billing	604,814	531,437	531,437	-	0.00%
City Sewer Billing	42,869,792	-	-	-	0.00%
Penalties for Delinquent Sew	1,027,780	-	-	-	0.00%
W&T HCWWTA	1,401,364	1,408,469	1,744,264	335,795	23.84%
W&T Lookout Mtn TN	433,779	454,792	480,927	26,135	5.75%
W&T Lookout Mtn GA	116,024	129,331	132,203	2,872	2.22%
W&T Walker County	2,230,250	1,075,139	1,893,236	818,097	76.09%
W&T Collegedale	1,340,075	1,482,267	1,603,137	120,870	8.15%
W&T Soddy Daisy	419,023	419,615	533,379	113,764	27.11%
W&T East Ridge	2,947,962	2,851,729	3,693,697	841,968	29.52%
W&T Windstone	61,078	62,574	63,262	688	1.10%
W&T Rossville	1,004,750	723,096	885,066	161,970	22.40%
W&T Red Bank	1,388,193	1,392,576	1,694,842	302,266	21.71%
W&T NW Georgia	1,110,350	1,011,790	2,516,407	1,504,617	148.71%
W&T Catoosa-Ringgold	700,946	701,991	886,421	184,430	26.27%
W&T Dade County	21,938	25,748	28,019	2,271	8.82%
Sewer Tap Fees	45,517	-	-	-	0.00%
Sewer Industrial User Permit	40,500	45,000	45,000	-	0.00%
Sewer Industrial Violation F	3,000	-	-	-	0.00%
Sewer Debt Service Northwest GA	286,273	-	-	-	0.00%
Sewer Service (Dis)Reconnect Fee	15,465	-	-	-	0.00%
Bad Debt Expense	(2,187,750)	-	-	-	0.00%
Sale of Equipment	2,404,879	-	-	-	0.00%
Sale of Surplus Equip & Scra	41,850	-	-	-	0.00%
Miscellaneous Revenue	9,909	37,640	37,640	-	0.00%
Refund Revenue	500	-	-	-	0.00%
Take Home Vehicle Fee	-	-	-	-	0.00%
Fund Balance	1,008	-	-	-	0.00%
Total	94,329,207	91,500,000	91,500,000	(0)	0.00%
Interest Earned Non-cap Proj	-	500,000	500,000	-	0.00%
Total Revenues	94,329,207	92,000,000	92,000,000	(0)	0.00%
Expenditures					
Operations & Maintenance	\$43,924,769	\$49,402,492	\$52,678,359	3,275,867	6.63%
Pumping Stations	4,644,473	4,571,870	4,900,920	329,050	7.20%
Appropriation to Capital	33,300,000	41,407,500	36,450,000	(4,957,500)	-11.97%
Debt Service	11,932,560	11,603,638	12,620,722	1,017,084	8.77%
Total Expenditures	93,801,802	106,985,500	\$106,650,000	(335,500)	-0.31%
Estimated Incr(Decr) in Fund Balance	527,405	(14,985,500)	(14,650,000)		
Beginning Fund Balance July 1	90,138,500	90,665,905	75,680,405		
Ending Fund Balance June 30	90,665,905	75,680,405	61,030,405		
Ending Fund Balance as a % of Total Appropriations	96.66%	70.74%	57.22%		



City of Chattanooga
Detail By Cost Center
Fiscal Year 2021

	Inc (Dec) FY21 vs FY20				
	ActualFY19	BudgetFY20	Proposed FY21	Budget	% Change
6010					
K- Interceptor Sewer System					
K32101 - Pump Stat - Mountain Creek	34,491	38,950	43,550	5,300	11.81%
K30101 - ISS Admin	4,768,192	5,229,654	6,360,575	1,142,471	21.63%
K30102 - ISS Laboratory	783,862	960,500	966,495	6,245	0.62%
K30103 - ISS Engineering	969,472	1,092,600	1,350,748	258,148	23.63%
K30104 - ISS Plant Maintenance	9,356,384	8,460,095	9,769,824	1,344,729	15.48%
K30105 - ISS Sewer Maintenance	6,744,166	8,083,895	8,973,017	893,872	11.00%
K30106 - ISS Liquid Handling	11,549,549	12,101,300	11,188,428	-622,464	-7.54%
K30107 - ISS Inflow & Infiltration	2,111,413	2,575,000	2,588,636	41,136	0.53%
K30108 - ISS Safety & Training	230,002	375,000	386,015	15,965	2.94%
K30109 - ISS Pretreatment-Monitoring	583,616	819,342	799,928	-9,301	-2.37%
K30110 - ISS Solid Handling	2,859,241	3,664,500	3,590,888	283,888	-2.01%
K30111 - ISS Landfill Handling	2,034,670	1,650,000	2,250,000	600,000	36.36%
K30112 - ISS Municipal Billing	48,820	0	0	0	0.00%
K30113 - ISS Pump Station Operations	896,084	1,096,339	1,189,633	111,794	8.51%
K30999 - ISS Contingency	0	2,972,467	2,879,222	-93,245	-3.14%
K31101 - CSO Ross's Landing	13,030	15,250	17,150	2,150	12.46%
K31102 - CSO Carter Street	25,183	16,000	52,250	36,250	226.56%
K31103 - CSO Central Avenue	86,464	96,650	125,900	33,000	30.26%
K31104 - CSO Williams Street	29,670	51,000	37,200	500	-27.06%
K31105 - CSO Tremont Street	3,183	8,150	4,750	100	-41.72%
K31106 - CSO Citico Avenue	18,926	18,300	55,900	40,000	205.46%
K31107 - CSO MLK	26,560	30,500	58,500	31,000	91.80%
K31108 - CSO 19th Street	42,638	34,500	20,700	700	-40.00%
K31109 - CSO Warner Park	4,749	12,500	12,600	1,600	0.80%
K32102 - Pump Stat - Citico	493,381	504,900	593,400	145,000	17.53%
K32103 - Pump Stat - Friar Branch	279,752	354,900	396,400	49,500	11.69%
K32104 - Pump Stat - Hixson	421,541	317,850	298,950	41,100	-5.95%
K32105 - Pump Stat - 19th Street	60,016	106,650	101,650	2,000	-4.69%
K32106 - Pump Stat - Orchard Knob	45,640	44,750	55,250	13,000	23.46%
K32107 - Pump Stat - South Chickamauga	672,098	613,750	687,500	80,000	12.02%
K32108 - Pump Stat - Tiftonia	86,911	144,000	157,000	19,500	9.03%
K32109 - Pump Stat - 23rd Street	200,127	199,100	228,100	31,500	14.57%
K32110 - Pump Stat - Latta Street	9,876	19,750	23,750	4,000	20.25%
K32111 - Pump Stat - Residential Stations	10,528	11,700	10,000	2,000	-14.53%
K32112 - Pump Stat - Murray Hills	39,636	65,350	66,350	2,000	1.53%
K32113 - Pump Stat - Highland Park	45,181	43,100	54,100	11,000	25.52%
K32114 - Pump Stat - Big Ridge	141,231	154,600	164,600	10,000	6.47%
K32115 - Pump Stat - Dupont Parkway	349,231	50,150	74,150	24,000	47.86%
K32116 - Pump Stat - VAAP	5,742	6,300	18,300	12,000	190.48%
K32117 - Pump Stat - Northwest Georgia	89,143	97,300	90,800	1,000	-6.68%
K32118 - Pump Stat - Brainerd	31,973	44,000	47,000	8,000	6.82%
K32119 - Pump Stat - East Brainerd	110,562	88,000	88,000	0	0.00%
K32120 - Pump Stat - North Chattanooga	27,986	50,050	47,650	100	-4.80%
K32121 - Pump Stat - South Chattanooga	4,168	11,720	12,420	700	5.97%
K32122 - Pump Stat - Ooltewah-Collegedale	5,766	18,200	18,450	250	1.37%
K32123 - Pump Stat - Odor Control Stations	1,401,195	1,500,000	1,500,000	0	0.00%
K32124 - Pump Stat - Enterprise South	16,484	14,750	18,750	4,000	27.12%
K32125 - Pump Stat - River Park	450	2,800	2,800	0	0.00%
K32126 - Pump Stat - Ringgold	58,135	86,100	89,900	3,800	4.41%
K32127 - Pump Stat - Regional Metering Stations	3,005	19,600	9,600	-10,000	-51.02%
K32128 - Pump Stat - Warner Park #1	0	2,500	2,500	0	0.00%
K32129 - Pump Stat - West Chickamauga	227	0	0	0	0.00%
K33103 - ISS Debt - 1998 St of GA Revolving Loan	324,811	0	0	0	0.00%
K33107 - ISS Debt - SRF Loan 2003 MB Plant	2,639,082	2,617,872	2,617,872	0	0.00%

City of Chattanooga
Detail By Cost Center
Fiscal Year 2021

	ActualFY19	BudgetFY20	Proposed FY21	Inc (Dec) FY21 vs FY20	
				Budget	% Change
K33110 - ISS Debt - SRF II Loan 2007	827,658	848,868	848,868	0	0.00%
K33111 - ISS Debt - SRF 2011-289	1,238,551	1,229,524	1,155,844	-73,680	-5.99%
K33112 - ISS Debt - SRF V Loan 2013-318	20,909,341	3,982,080	3,765,444	-216,636	-5.44%
K33113 - ISS Debt - 2014A Sewer Refunding	958,274	503,927	148,631	-355,296	-70.51%
K33114 - ISS Debt - SRF 2012-307	3,555,333	1,879,400	1,789,880	-89,520	-4.76%
K33115 - ISS Debt - SRF 2016-356	14,471,831	304,773	818,770	513,997	168.65%
K34101 - ISS Appropriation to Capital	33,300,000	41,407,500	36,450,000	-4,957,500	-11.97%
K90005 - Inventory Moc Bend	738,911	0	0	0	0.00%
K33116 - ISS Debt - SRF 2018-405	467,329	52,959	52,966	7	0.01%
K33117 - ISS Debt - SRF 2018-406	0	97,371	1,006,213	908,842	933.38%
K33118 - ISS Debt - SRF 2019-428	0	6,688	39,848	33,160	495.81%
K33119 - ISS Debt - SRF 2019-429	0	80,176	183,730	103,554	129.16%
K33120 - ISS Debt - SRF 2018-406-01			192,656	192,656	0.00%
K- Interceptor Sewer System Total	127,261,471	106,985,500	106,650,001	637,872	-0.31%
6010 Total	127,261,471	106,985,500	106,650,001	637,872	-0.31%

City of Chattanooga
Department by Account Type
Fiscal Year 2021

	Inc (Dec) FY21 vs FY20				
	ActualFY19	BudgetFY20	Proposed FY21	Budget	% Change
6010					
K- Interceptor Sewer System					
. Personnel Expenses					
600000 - Salaries Parent (601000-609999)	6,631,696	8,316,189	9,042,282	726,093	8.73%
610000 - Fringe Benefits Parent (611000-619999)	3,963,220	5,109,308	5,647,477	538,169	10.53%
. Personnel Expenses Total	10,594,916	13,425,497	14,689,759	1,264,262	9.42%
Operating Expenses					
700000 - Services Parent (701000-709999)	21,400,075	19,565,448	22,607,320	3,245,372	15.55%
710000 - Materials & Supplies Parent (711000-719999)	8,165,288	11,177,935	10,638,250	57,986	-4.83%
720000 - Travel Expense Parent (721000-729999)	62,530	85,095	94,595	9,500	11.16%
730000 - Vehicle Operating Expense Parent (731000-739999)	766,960	864,051	1,048,900	185,049	21.39%
740000 - Insurance, Claims, Damages Parent (741000-749999)	359,544	153,320	279,320	126,000	82.18%
750000 - Inventory Cost of Goods Parent (751000-759999)	738,911	0	0	0	0.00%
760000 - Capital Assets Parent (761000-769999)	3,007,582	3,256,900	2,593,500	-581,900	-20.37%
770000 - Capital Outlay Parent (771000-779999)	153,754	183,485	116,185	23,200	-36.68%
780000 - Other Expenses Parent (781000-789999)	15,252,262	16,866,269	18,132,172	1,265,903	7.51%
Operating Expenses Total	49,906,906	52,152,503	55,510,242	4,331,110	6.44%
Transfers To					
810000 - Other Financing Uses Parent (811000-819999)	66,759,649	41,407,500	36,450,000	-4,957,500	-11.97%
Transfers To Total	66,759,649	41,407,500	36,450,000	-4,957,500	-11.97%
K- Interceptor Sewer System Total	127,261,471	106,985,500	106,650,001	637,872	-0.31%
6010 Total	127,261,471	106,985,500	106,650,001	637,872	-0.31%



City of Chattanooga
Department by Account
Fiscal Year 2021

	Inc (Dec) FY21 vs FY20				
	ActualFY19	BudgetFY20	Proposed FY21	Budget	% Change
6010					
K- Interceptor Sewer System					
. Personnel Expenses					
600000 - Salaries Parent (601000-609999)					
601101 - Regular Employees	5,128,440	7,706,734	8,036,465	329,731	4.28%
601105 - Injured On Duty Pay	6,843	0	5,500	5,500	0.00%
601201 - Overtime	423,541	321,500	539,000	217,500	67.65%
601202 - Compensatory Time	2,198	1,200	1,250	50	4.17%
602102 - Tool Allowance	5,000	5,000	12,500	7,500	150.00%
602105 - Cellphone Allowance	42,604	43,680	49,948	6,268	14.35%
602201 - Incentive Awards	1,950	45,800	46,300	500	1.09%
602301 - Personal Leave	737,404	0	0	0	0.00%
602303 - Final Leave Payout	31,905	0	0	0	0.00%
602304 - Longevity	86,618	91,725	95,669	3,944	4.30%
602306 - Call Back Pay	36,641	29,550	52,150	22,600	76.48%
602307 - On Call Pay	75,932	71,000	85,000	14,000	19.72%
602308 - Bereavement Pay	4,264	0	5,250	5,250	0.00%
602309 - Holiday Pay	48,356	0	113,250	113,250	0.00%
600000 - Salaries Parent (601000-609999) Total	6,631,696	8,316,189	9,042,282	726,093	8.73%
610000 - Fringe Benefits Parent (611000-619999)					
611101 - FICA (OASDI)	381,650	429,261	460,996	31,735	7.39%
611102 - Medicare	89,258	100,396	107,792	7,396	7.37%
611201 - General Pension	1,343,308	1,555,998	1,744,489	188,491	12.11%
611206 - Other Post-employment Benefits (OPEB)	519,201	620,886	665,799	44,913	7.23%
611301 - Hospitalization	1,238,618	1,949,745	2,245,782	296,037	15.18%
611302 - Life Insurance Benefit	9,014	12,022	12,997	975	8.11%
611303 - Long-Term Disability	13,230	18,406	19,677	1,271	6.91%
611304 - Health Savings Accounts	189,733	197,084	155,965	-41,119	-20.86%
611402 - Employee Health Savings Acct	10,628	10,710	6,264	-4,446	-41.51%
611403 - On-site Medical Program	168,580	214,800	227,716	12,916	6.01%
610000 - Fringe Benefits Parent (611000-619999) Total	3,963,220	5,109,308	5,647,477	538,169	10.53%
. Personnel Expenses Total	10,594,916	13,425,497	14,689,759	1,264,262	9.42%
Operating Expenses					
700000 - Services Parent (701000-709999)					
701103 - Consultant Fees	7,072	12,000	4,000	-8,000	-66.67%
701105 - Engineering Non-construction Consulting	66,094	117,300	123,200	21,400	5.03%
701109 - Legal Services	0	5,000	5,000	0	0.00%
701208 - On-the-Job Injury Claims	102,344	59,500	55,500	-4,000	-6.72%
701211 - Diagnostic Testing	21	0	0	0	0.00%
701213 - On-the-Job Injury Settlement Claims	0	0	0	0	0.00%
702101 - Carpentry	0	2,000	0	0	-100.00%
702102 - Electrical	2,534,967	1,750,000	2,005,000	255,000	14.57%
702103 - Exterminating Service	4,445	6,700	3,400	0	-49.25%
702104 - Masonry	0	7,000	1,000	-1,000	-85.71%
702105 - Painting	126,528	70,000	75,000	5,000	7.14%
702106 - Plumbing	255,964	205,300	204,300	-1,000	-0.49%
702107 - Mechanical Trades	1,340,176	803,000	1,003,000	200,000	24.91%
702108 - Locksmith	14,461	9,000	55,700	49,400	518.89%
702109 - Custodial Services	55,385	50,000	55,000	5,000	10.00%
702110 - Tree Maintenance & Planting	0	1,000	1,000	0	0.00%
702201 - Alarm System Repair	0	400	100	0	-75.00%
702202 - Bldg & Grounds Maintenance	213,521	50,000	50,000	0	0.00%
702204 - Contracted Repair Service	192,623	46,000	22,000	18,500	-52.17%

City of Chattanooga
Department by Account
Fiscal Year 2021

	ActualFY19	BudgetFY20	Proposed FY21	Inc (Dec) FY21 vs FY20	
				Budget	% Change
702205 - Electric Motor Drive Repair	43,681	60,500	67,500	10,000	11.57%
702206 - Elevator Maintenance	52,184	30,000	40,000	10,000	33.33%
702207 - Maintenance Services	1,732,519	1,763,000	2,360,000	597,000	33.86%
702208 - Fire Prevention Measures	1,762	4,000	3,500	0	-12.50%
702209 - Furnace Boiler	253,973	100,000	100,000	0	0.00%
702211 - Grounds	15,200	14,800	54,800	50,000	270.27%
702212 - HVAC	128,451	160,000	150,000	-10,000	-6.25%
702213 - Labor	7,100	0	0	0	0.00%
702214 - Landscaping	0	4,500	5,500	1,000	22.22%
702215 - Building Repairs or Renovations under \$5000	1,066	2,000	2,500	2,500	25.00%
702216 - Roof Repair	106,953	40,000	40,000	0	0.00%
702217 - Valve Repairs	0	500	0	0	-100.00%
702218 - Pump Repairs	58,460	83,750	65,250	0	-22.09%
702220 - Major Repair	29,384	0	0	0	0.00%
702221 - IT Maintenance	11,974	10,750	13,500	3,500	25.58%
702222 - Cabling & Installation	0	1,500	2,500	1,000	66.67%
702224 - Equipment Inspection and Calibration	900	7,350	1,350	0	-81.63%
702225 - IT Maintenance - Licensing	4,864	7,800	18,200	12,000	133.33%
702226 - IT Maintenance - Hosting	1,161	0	1,200	1,200	0.00%
702227 - IT Maintenance - Support Maintenance	8,625	4,400	14,500	13,300	229.55%
702229 - Contract Mowing	39,430	61,850	60,850	0	-1.62%
703101 - Electricity	6,444,056	6,176,500	6,678,400	501,900	8.13%
703102 - Natural Gas	214,790	206,900	221,150	14,250	6.89%
703103 - Water	377,720	428,650	409,900	-18,750	-4.37%
703109 - Sewer	1,508	1,300	1,700	400	30.77%
703201 - Telephone Service	837	0	0	0	0.00%
703202 - Cellular Phone Service	8,002	12,250	8,100	1,000	-33.88%
703204 - Internet & Cable Services	26,840	126,350	126,350	0	0.00%
703206 - Air Cards	7,027	8,850	7,650	300	-13.56%
703207 - Digital Connectivity	62,854	70,400	93,500	23,100	32.81%
704101 - Box Rental	3,318	4,000	4,000	0	0.00%
704102 - Clothing & Linen Service	46,184	98,000	77,000	-15,000	-21.43%
704103 - Demurrage	556	6,000	6,000	0	0.00%
704104 - Equipment Rental	58,303	54,700	80,000	43,000	46.25%
704107 - Floor Mat / Scrapper Rental	3,811	7,150	5,900	-250	-17.48%
704108 - Office Machine Rental	20,518	20,250	24,750	4,500	22.22%
704109 - Traffic Control - Rental	22,485	10,000	25,000	15,000	150.00%
704201 - Advertising	2,010	2,000	2,500	500	25.00%
704204 - Alarm Monitoring	110	300	300	0	0.00%
704207 - Collection Expense	194,763	125,000	200,000	75,000	60.00%
704208 - Contracted Repair	188,515	52,500	70,000	20,000	33.33%
704210 - Printing	657	2,350	2,100	250	-10.64%
704213 - Debris Removal & Cleanup	0	2,000	0	0	-100.00%
704215 - Security Services	154,152	140,000	125,000	-15,000	-10.71%
704219 - Property Appraisals	0	3,500	3,500	0	0.00%
704227 - Transfer Station Cost	0	500	500	0	0.00%
704239 - Bio-Hazard / Environmental Services	55,126	60,000	50,000	-10,000	-16.67%
704241 - Monitoring Services	956,580	892,000	892,000	0	0.00%
704243 - Programmable Logic Controller (PLC) Repairs	0	50,000	25,000	-25,000	-50.00%
704245 - Crane & Hoist Repair	61,423	75,000	75,000	0	0.00%
704246 - Sanitary Sewer Line Chemical Root Control Service	76,393	85,000	100,000	15,000	17.65%
704306 - Dues	2,210	10,250	14,495	4,245	41.41%
704307 - Employment Agencies	41,118	57,000	30,000	-25,000	-47.37%
704309 - Meeting Expense	-2	2,700	2,200	0	-18.52%
704310 - Local Mileage	0	1,500	1,000	0	-33.33%
704311 - Miscellaneous Services	10,117	3,450	3,250	-200	-5.80%

City of Chattanooga
Department by Account
Fiscal Year 2021

	Inc (Dec)				
	ActualFY19	BudgetFY20	Proposed FY21	Budget	% Change
704312 - Other Contracted Service	34,999	5,000	0	0	-100.00%
704315 - Waste Disposal	2,567,321	1,761,000	2,491,000	730,000	41.45%
704316 - Wrecker Service	0	500	0	0	-100.00%
704317 - Contracted Operations	13,102	13,500	10,000	-3,500	-25.93%
704319 - Parking	342	550	700	150	27.27%
704329 - Radio Maintenance	48,567	35,000	36,570	36,570	4.49%
704332 - Pipeline Inspection Services	1,688,758	1,955,300	2,155,000	200,000	10.21%
704334 - Outside Laboratory Services	18,474	22,800	20,000	0	-12.28%
704337 - Title/Escrow Search	500	1,000	1,250	250	25.00%
704338 - Street and Parking Lot Cleaning Services	15,870	16,000	16,000	0	0.00%
704339 - Sewer Billing Services	408,302	1,125,000	1,500,000	375,000	33.33%
704340 - Shredding and Recycling Services	554	300	600	300	100.00%
704402 - Unallocated Purchasing Card Expense	94	0	0	0	0.00%
704403 - Disputed Purchasing Card Expense	0	0	0	0	0.00%
704407 - Wireless Data Communication	17,014	37,800	34,300	-1,500	-9.26%
704501 - Freight, Express & Drayage	1,386	1,200	1,000	0	-16.67%
704502 - Postage	4,157	4,600	4,550	-50	-1.09%
704601 - Local Registration Fees	7,492	6,600	11,300	4,700	71.21%
704602 - Training Costs	19,233	82,500	138,000	55,500	67.27%
704603 - Tuition & Books	1,650	0	0	0	0.00%
704702 - Bank Service Charges	98,991	149,548	156,455	6,907	4.62%
704703 - Bank Analysis Fee	0	0	0	0	0.00%
700000 - Services Parent (701000-709999) Total	21,400,075	19,565,448	22,607,320	3,245,372	15.55%
710000 - Materials & Supplies Parent (711000-719999)					
711101 - Audio Visual Supplies	0	200	0	0	-100.00%
711102 - Books	0	4,650	650	0	-86.02%
711104 - Forms & Printed Material	7,128	7,900	8,200	500	3.80%
711105 - Instructional Materials & Supplies	589	7,963	6,400	-750	-19.63%
711107 - Newspapers	0	125	125	0	0.00%
711108 - Periodicals, Publications	1,972	3,260	4,000	740	22.70%
711109 - Office Supplies & Stationery	18,588	21,750	23,750	2,000	9.20%
711110 - Technology Accessories & Supplies	4,340	2,500	3,850	1,350	54.00%
711111 - Printer Toner Cartridges	7,572	14,800	14,650	-150	-1.01%
712101 - Asphalt and Asphalt Filler	66,063	355,500	355,500	0	0.00%
712102 - Brick & Concrete Blocks	179	0	1,000	1,000	0.00%
712103 - Cement, Lime, & Plaster	863	5,000	5,000	0	0.00%
712104 - Concrete, Clay Pipe, & Fittings	107,131	65,000	65,000	0	0.00%
712105 - Gravel, Sand, Stone, Chert	70,756	376,500	300,000	-75,000	-20.32%
712106 - Hardware Replacement	4,671	13,100	9,800	-3,300	-25.19%
712107 - Lumber & Wood Products	123	600	625	25	4.17%
712108 - Other Constr & Bldg Materials	97,563	502,650	502,150	0	-0.10%
712109 - Paint	1,814	8,700	7,900	0	-9.20%
712110 - Pipe & Fittings	246,044	67,750	92,600	25,800	36.68%
712111 - Sewer Grates & Manhole Covers	40,901	34,950	23,250	-11,700	-33.48%
712112 - Street Signs & Markings	9,632	15,800	10,800	-5,000	-31.65%
712113 - Structural Steel, Iron	18,479	500	500	0	0.00%
712114 - Plumbing Supplies	19,364	14,600	19,650	5,350	34.59%
712115 - Manhole Bases, Sections, & Frames	0	10,000	10,000	0	0.00%
713101 - Bearings & Parts	3,292	20,650	17,650	-2,000	-14.53%
713102 - Fasteners	10,540	14,700	12,200	-2,500	-17.01%
713103 - Filter Press Parts	235,721	150,000	100,000	-50,000	-33.33%
713104 - Filters, Misc	4,957	24,850	21,750	-3,000	-12.47%
713105 - Gaskets	1,630	4,400	4,400	0	0.00%
713106 - Gauges	374	1,400	1,650	250	17.86%
713107 - Packing, Valves Etc	18,226	30,350	27,850	-2,500	-8.24%

City of Chattanooga
Department by Account
Fiscal Year 2021

	Inc (Dec) FY21 vs FY20				
	ActualFY19	BudgetFY20	Proposed FY21	Budget	% Change
713108 - Pumps & Pump Parts	208,559	413,050	335,050	129,500	-18.88%
713109 - Repair Parts	26,953	43,042	30,800	58	-28.44%
713110 - Valve Parts	19,156	74,700	55,300	8,000	-25.97%
713111 - Filter Cloth	25,641	35,000	0	0	-100.00%
713112 - Clarifier Repair Parts	448	30,400	20,400	-10,000	-32.89%
713113 - Centrifuge Repair Parts	3,310	200,000	30,000	30,000	-85.00%
713114 - Compressors & Parts	362	18,000	6,000	0	-66.67%
713115 - Gears & Gear Parts	7,467	8,000	6,000	-2,000	-25.00%
713116 - Motors & Parts	50,892	73,000	52,000	-20,500	-28.77%
713117 - Hose & Fittings	18,191	13,350	20,300	7,250	52.06%
713201 - Chemicals & Lab Supplies	136,627	191,700	340,200	148,500	77.46%
713202 - Chlorine	2,500,683	3,200,000	2,750,000	-450,000	-14.06%
713203 - Dechlorination Chemicals	790,292	500,000	500,000	0	0.00%
713204 - Ferric Chloride	231,897	180,000	300,000	120,000	66.67%
713205 - Filter Press Chemicals	4,583	10,000	5,000	-5,000	-50.00%
713207 - Odor Control Chemicals	1,413,568	1,675,750	1,690,000	42,000	0.85%
713208 - Pebble Lime	322,589	300,000	320,000	20,000	6.67%
713209 - Polymers	664,415	800,000	1,200,000	400,000	50.00%
713210 - Sewer Line Chemicals	47,507	43,000	43,500	500	1.16%
713211 - Water Chemicals	1,610	10,000	10,000	0	0.00%
713212 - Lime Kiln Dust	215,874	325,000	250,000	-75,000	-23.08%
713213 - Wet Weather Polymer	96,582	60,000	60,000	0	0.00%
714103 - Books Library	0	300	0	0	-100.00%
714104 - Books Library (State & Federal)	0	500	0	0	-100.00%
714105 - Building Maintenance Supplies	5,067	4,200	6,200	2,000	47.62%
714106 - Cleaning Supplies	22,791	27,200	37,200	10,000	36.76%
714107 - Clothing	3,509	3,200	3,200	0	0.00%
714109 - Data Processing Supplies	0	300	0	0	-100.00%
714111 - Electrical Supplies, Bulbs, Etc	55,703	200,000	27,550	-172,450	-86.23%
714112 - Electronic Parts	31,590	200,000	60,000	-140,000	-70.00%
714115 - Fire Code Equipment	2,614	3,250	3,250	0	0.00%
714117 - Food & Ice	10,871	22,300	24,000	2,000	7.62%
714120 - Hardware, Nails, Small Tools	49,530	39,550	39,350	1,000	-0.51%
714122 - Kitchen & Dining Room Supplies	468	600	500	0	-16.67%
714123 - Machine Shop & Garage Supplies	28,317	29,200	41,500	12,500	42.12%
714124 - Medical Supplies (First Aid)	2,044	5,150	5,150	0	0.00%
714125 - Oil & Lubricants	6,807	22,800	11,200	-1,000	-50.88%
714126 - Other Materials & Supplies	1,585	6,858	2,000	0	-70.84%
714129 - Safety Equipment	80,082	426,500	552,500	126,000	29.54%
714130 - Safety Shoes	20,582	43,000	43,000	0	0.00%
714131 - Seeds, Trees, Plants, Hort Supplies	3,298	10,037	7,700	-2,337	-23.28%
714132 - Test Materials	1,711	1,600	2,850	1,250	78.13%
714133 - Welding Supplies	1,049	5,000	4,500	-500	-10.00%
714134 - Landfill Materials	781	0	0	0	0.00%
714135 - Locks & Key supplies	4,876	5,150	7,150	2,000	38.83%
714138 - Flags Banners and Signage	331	1,800	1,900	100	5.56%
714140 - 714106	929	0	0	0	0.00%
714141 - Machine Parts	455	18,250	16,750	0	-8.22%
714142 - Instrumentation Parts	39,152	110,650	58,950	-8,000	-46.72%
714143 - Event Planning, Services and Catering	1,550	1,500	1,500	0	0.00%
714144 - Batteries	3,878	4,900	4,900	1,000	0.00%
710000 - Materials & Supplies Parent (711000-719999) Total	8,165,288	11,177,935	10,638,250	57,986	-4.83%
720000 - Travel Expense Parent (721000-729999)					
721101 - Out-of-town Mileage	4,138	5,450	5,250	-200	-3.67%
721102 - Transportation	12,083	9,000	18,000	9,000	100.00%

City of Chattanooga
Department by Account
Fiscal Year 2021

	ActualFY19	BudgetFY20	Proposed FY21	Inc (Dec) FY21 vs FY20	
				Budget	% Change
721103 - Auto Rental	478	0	0	0	0.00%
721201 - Hotels	16,499	26,500	27,500	1,000	3.77%
721202 - Meals	12,276	17,295	16,995	-300	-1.73%
721301 - Registration Fees	15,883	24,850	25,350	500	2.01%
721302 - Other Travel Expenses	1,173	2,000	1,500	-500	-25.00%
720000 - Travel Expense Parent (721000-729999) Total	62,530	85,095	94,595	9,500	11.16%
730000 - Vehicle Operating Expense Parent (731000-739999)					
731101 - Diesel Fuel	87,331	80,500	87,250	6,750	8.39%
731102 - Gasoline	75,563	104,458	103,350	-1,108	-1.06%
731201 - Contracted Vehicle Repair	51,331	67,000	157,000	90,000	134.33%
731203 - Vehicle Labor	154,284	132,650	144,350	11,900	8.82%
731204 - Vehicle Parts & Supplies	144,513	161,200	161,650	450	0.28%
731301 - Car Wash	628	1,010	1,100	90	8.91%
731401 - Fleet Leased Vehicle	253,310	317,233	394,200	76,967	24.26%
730000 - Vehicle Operating Expense Parent (731000-739999) Total	766,960	864,051	1,048,900	185,049	21.39%
740000 - Insurance, Claims, Damages Parent (741000-749999)					
741102 - Claims & Damages	248,386	35,000	160,000	125,000	357.14%
742402 - Building & Content Insurance	111,158	118,320	119,320	1,000	0.85%
740000 - Insurance, Claims, Damages Parent (741000-749999) Total	359,544	153,320	279,320	126,000	82.18%
750000 - Inventory Cost of Goods Parent (751000-759999)					
751102 - COGS Moc Bend Inventory	738,911	0	0	0	0.00%
750000 - Inventory Cost of Goods Parent (751000-759999) Total	738,911	0	0	0	0.00%
760000 - Capital Assets Parent (761000-769999)					
761101 - CIP Expense	77,121	0	0	0	0.00%
761102 - CIP Engineering Design & Supervision	86,911	91,900	20,000	-71,900	-78.24%
761105 - CIP Engineering Construction Consulting	209,491	0	130,000	130,000	0.00%
761110 - CIP Building Renovations	0	10,000	0	0	-100.00%
761117 - CIP Sanitary Sewer Construction	1,634,245	2,000,000	2,000,000	0	0.00%
761204 - Equipment Purchase	999,814	1,137,500	442,500	-640,000	-61.10%
761303 - Computer Equipment over 5000	0	0	0	0	0.00%
761307 - Software Development	0	1,000	1,000	0	0.00%
761308 - Computer Software over 15000	0	16,500	0	0	-100.00%
760000 - Capital Assets Parent (761000-769999) Total	3,007,582	3,256,900	2,593,500	-581,900	-20.37%
770000 - Capital Outlay Parent (771000-779999)					
772102 - Building Equipment	69,956	5,000	500	500	-90.00%
772104 - Grounds Equipment	0	4,000	4,000	0	0.00%
772105 - Heating & Cooling Equipment	0	6,935	5,435	0	-21.63%
772106 - Mechanical Equipment	5,117	80,000	20,000	0	-75.00%
772107 - Other Equipment (Under 5000)	0	11,000	1,000	0	-90.91%
772109 - Office Furniture	8,640	16,000	12,200	-3,300	-23.75%
772111 - Computer Software under 15000	16,517	5,000	2,000	0	-60.00%
772112 - Computer equipment under 5000	15,746	42,500	31,000	-1,000	-27.06%
772203 - Fencing	37,778	13,050	40,050	27,000	206.90%
770000 - Capital Outlay Parent (771000-779999) Total	153,754	183,485	116,185	23,200	-36.68%
780000 - Other Expenses Parent (781000-789999)					
781102 - Indirect Costs	2,300,000	2,353,000	2,451,745	98,745	4.20%
781105 - Municipal Billing Overhead	816,366	0	0	0	0.00%
781301 - Fees, Licenses, & Permits	33,629	38,084	37,484	-600	-1.58%
781303 - State Fees Other	3,400	2,700	3,600	900	33.33%
781304 - State Plans Review Fee	0	100	100	0	0.00%

City of Chattanooga
 Department by Account
 Fiscal Year 2021

	ActualFY19	BudgetFY20	Proposed FY21	Inc (Dec) FY21	% Change
781306 - Water Quality Mgmt Fees	10,371	11,750	12,750	1,000	8.51%
782201 - Awards	1,680	20,078	19,004	-1,074	-5.35%
782202 - Donations	750	0	0	0	0.00%
782204 - Safety Incentive Awards	1,496	14,000	14,000	0	0.00%
782206 - Fines	251,000	0	250,000	250,000	0.00%
783101 - Debt Principal Payments	9,130,367	8,823,899	9,220,088	396,189	4.49%
783151 - Debt Interest Payments	2,703,203	2,630,191	3,244,179	613,988	23.34%
789999 - Budget - Other Expense	0	2,972,467	2,879,222	-93,245	-3.14%
780000 - Other Expenses Parent (781000-789999) Total	15,252,262	16,866,269	18,132,172	1,265,903	7.51%
Operating Expenses Total	49,906,906	52,152,503	55,510,242	4,331,110	6.44%
Transfers To					
810000 - Other Financing Uses Parent (811000-819999)					
811402 - Transfer to Sewer Capital	29,054,829	26,422,000	4,964,600	-21,457,400	-81.21%
811409 - Transfer to Sewer Consent Decree	37,704,820	14,985,500	31,485,400	16,499,900	110.11%
810000 - Other Financing Uses Parent (811000-819999) Total	66,759,649	41,407,500	36,450,000	-4,957,500	-11.97%
Transfers To Total	66,759,649	41,407,500	36,450,000	-4,957,500	-11.97%
K- Interceptor Sewer System Total	127,261,471	106,985,500	106,650,001	637,872	-0.31%
6010 Total	127,261,471	106,985,500	106,650,001	637,872	-0.31%

City of Chattanooga
Solid Waste Fund
Revenues - Proposed FY21

Solid Waste	Actual FY19	Budget FY20	Proposed FY21	Inc (Dec) Proposed vs. Budget	% change
Revenues					0.00%
Court Cost Current	(\$4)	\$0	\$0	-	0.00%
Facility Rents	400	-	-	-	0.00%
Property Rental Revenue	18,195	5,841	6,000	159	2.72%
Sale of Mulch	6,826	-	-	-	0.00%
Tipping Fees	325,856	250,000	250,000	-	0.00%
City Tipping Fees	5,483,200	4,073,000	4,073,000	-	0.00%
Over & Under	(120)	-	-	-	0.00%
Interest Earned Non-Capital Project	96,898	-	-	-	0.00%
Sale of Surplus Equipment & Scrap	69,729	30,000	20,000	(10,000)	-33.33%
Sale of Recyclable Materials	1,935	-	-	-	0.00%
Miscellaneous Revenue	71	20,000	-	(20,000)	-100.00%
Total Revenues	6,002,988	4,378,841	4,349,000	(29,841)	-0.68%

Expenditures					
Recycling Center	\$874,212	\$926,310	\$928,114	1,804	0.19%
Waste Disposal – Birchwood & Summit Monitoring	2,309	0	0	-	0.00%
Waste Disposal – City Landfill	644,771	923,818	861,789	(62,029)	-6.71%
Compost Waste Center	639,082	457,564	516,974	59,410	12.98%
Debt Service				-	0.00%
Principal	1,816,599	970,043	629,376	(340,667)	-35.12%
Interest	240,508	179,396	151,933	(27,463)	-15.31%
Bank Fees	1,091	1,374	1,054	(320)	-23.29%
Capital Improvement	1,086,354	920,336	26,125	(894,211)	-97.16%
Landfill Closure & Postclosure	5	0	1,203,635	1,203,635	0.00%
Household Hazardous Waste	77,755	0	30000	30,000	0.00%
Total Expenditures	5,382,686	4,378,841	4,349,000	(29,841)	-0.68%

Estimated Incr(Decr) in Fund Balance	620,302	-	-
Beginning Fund Balance July 1	5,836,367	6,456,669	6,456,669
Ending Fund Balance June 30	6,456,669	6,456,669	6,456,669
Ending Fund Balance as a % of Total Appropriations	119.95%	147.45%	148.46%



City of Chattanooga
Detail By Cost Center
Fiscal Year 2021

	Inc (Dec)				
	ActualFY19	BudgetFY20	Proposed FY21	FY21 vs FY20 Budget	% Change
6020					
K- Solid Waste					
K00901 - Recycling Center	874,212	926,310	928,114	1,804	0.19%
K50102 - Summit Waste Disposal Monitoring	595	0	0	0	0.00%
K50103 - Waste Disposal City Landfill	644,771	923,818	861,789	-62,029	-6.71%
K50105 - Solid Waste Capital Improvements	1,086,354	920,336	1,229,760	309,424	33.62%
K50109 - Birchwood Waste Disposal Monitoring	1,714	0	0	0	0.00%
K50208 - Waste Debt - 2004 TMBF Loan	38,780	37,950	38,262	312	0.82%
K50209 - Waste Debt - 2014A Refunding	1,911,612	1,005,113	296,351	-708,762	-70.52%
K50210 - Waste Debt - 2017B Refunding	107,806	107,750	447,750	340,000	315.55%
K50501 - Compost Waste Center	639,082	457,564	516,974	59,410	12.98%
K50502 - Household Hazardous Waste Disposal	77,755	0	30,000	30,000	0.00%
K50403 - Postclosure Summit Landfill	5	0	0	0	0.00%
K- Solid Waste Total	5,382,686	4,378,841	4,349,000	-29,841	-0.68%
6020 Total	5,382,686	4,378,841	4,349,000	-29,841	-0.68%



City of Chattanooga
 Department by Account Type
 Fiscal Year 2021

	ActualFY19	BudgetFY20	Proposed FY21	Inc (Dec) FY21	% Change
6020					
K- Solid Waste					
. Personnel Expenses					
600000 - Salaries Parent (601000-609999)	255,874	218,042	266,751	48,709	22.34%
610000 - Fringe Benefits Parent (611000-619999)	160,590	370,272	384,973	14,701	3.97%
. Personnel Expenses Total	416,464	588,314	651,724	63,410	10.78%
Operating Expenses					
700000 - Services Parent (701000-709999)	1,522,067	1,429,024	1,381,529	-47,495	-3.32%
710000 - Materials & Supplies Parent (711000-719999)	47,457	18,270	13,770	-4,500	-24.63%
730000 - Vehicle Operating Expense Parent (731000-739999)	191,933	136,150	153,600	17,450	12.82%
740000 - Insurance, Claims, Damages Parent (741000-749999)	6,008	0	0	0	0.00%
770000 - Capital Outlay Parent (771000-779999)	0	167,141	1,203,635	1,036,494	620.13%
780000 - Other Expenses Parent (781000-789999)	2,198,757	1,286,747	918,617	-368,130	-28.61%
Operating Expenses Total	3,966,222	3,037,332	3,671,151	633,819	20.87%
Transfers To					
810000 - Other Financing Uses Parent (811000-819999)	1,000,000	753,195	26,125	-727,070	-96.53%
Transfers To Total	1,000,000	753,195	26,125	-727,070	-96.53%
K- Solid Waste Total	5,382,686	4,378,841	4,349,000	-29,841	-0.68%
6020 Total	5,382,686	4,378,841	4,349,000	-29,841	-0.68%



City of Chattanooga
Department by Account
Fiscal Year 2021

	ActualFY19	BudgetFY20	Proposed FY21	Inc (Dec) FY21	% Change
6020					
K- Solid Waste					
. Personnel Expenses					
600000 - Salaries Parent (601000-609999)					
601101 - Regular Employees	207,878	252,822	259,731	6,909	2.73%
601199 - Budget - Attrition (Salary)	0	-41,500	0	41,500	-100.00%
601201 - Overtime	6,386	0	0	0	0.00%
602105 - Cellphone Allowance	1,160	720	720	0	0.00%
602301 - Personal Leave	28,476	0	0	0	0.00%
602303 - Final Leave Payout	4,029	0	0	0	0.00%
602304 - Longevity	5,625	6,000	6,300	300	5.00%
602306 - Call Back Pay	0	0	0	0	0.00%
602307 - On Call Pay	10	0	0	0	0.00%
602309 - Holiday Pay	2,310	0	0	0	0.00%
600000 - Salaries Parent (601000-609999) Total	255,874	218,042	266,751	48,709	22.34%
610000 - Fringe Benefits Parent (611000-619999)					
611101 - FICA (OASDI)	14,567	18,678	19,044	366	1.96%
611102 - Medicare	3,407	6,707	6,795	88	1.31%
611201 - General Pension	51,390	105,334	111,609	6,275	5.96%
611206 - Other Post-employment Benefits (OPEB)	17,975	27,031	27,625	594	2.20%
611207 - OPEB (Grants)	420	0	0	0	0.00%
611301 - Hospitalization	49,187	190,975	198,696	7,721	4.04%
611302 - Life Insurance Benefit	378	860	875	15	1.74%
611303 - Long-Term Disability	528	1,220	1,242	22	1.80%
611304 - Health Savings Accounts	13,998	10,867	10,787	-80	-0.74%
611402 - Employee Health Savings Acct	840	600	300	-300	-50.00%
611403 - On-site Medical Program	7,900	8,000	8,000	0	0.00%
610000 - Fringe Benefits Parent (611000-619999) Total	160,590	370,272	384,973	14,701	3.97%
. Personnel Expenses Total	416,464	588,314	651,724	63,410	10.78%
Operating Expenses					
700000 - Services Parent (701000-709999)					
702102 - Electrical	13,146	2,500	2,500	0	0.00%
702103 - Exterminating Service	1,793	5,200	5,200	0	0.00%
702106 - Plumbing	17,990	5,000	7,000	2,000	40.00%
702202 - Bldg & Grounds Maintenance	0	3,500	2,500	-1,000	-28.57%
702204 - Contracted Repair Service	7,024	1,500	1,500	0	0.00%
702207 - Maintenance Services	4,261	5,000	4,800	-200	-4.00%
702208 - Fire Prevention Measures	404	650	500	-150	-23.08%
702212 - HVAC	183	0	0	0	0.00%
702221 - IT Maintenance	1,400	1,600	1,400	-200	-12.50%
702224 - Equipment Inspection and Calibration	1,220	0	0	0	0.00%
702229 - Contract Mowing	40,110	80,000	30,000	-50,000	-62.50%
703101 - Electricity	75,779	67,000	64,000	-3,000	-4.48%
703103 - Water	60,311	34,000	31,000	-3,000	-8.82%
703109 - Sewer	36,755	55,500	44,875	-10,625	-19.14%
703201 - Telephone Service	480	0	0	0	0.00%
703204 - Internet & Cable Services	1,742	2,500	2,500	0	0.00%
703206 - Air Cards	1,714	0	0	0	0.00%
703207 - Digital Connectivity	7,374	6,500	6,500	0	0.00%
704104 - Equipment Rental	3,183	0	0	0	0.00%
704105 - Property Rental	1,100	6,000	6,000	0	0.00%
704106 - Dumpster Rental	5,835	8,300	8,300	0	0.00%
704107 - Floor Mat / Scrapper Rental	1,497	2,200	2,200	0	0.00%

City of Chattanooga
Department by Account
Fiscal Year 2021

	ActualFY19	BudgetFY20	Proposed FY21	Inc (Dec) FY21	% Change
704108 - Office Machine Rental	540	500	500	0	0.00%
704204 - Alarm Monitoring	934	400	400	0	0.00%
704207 - Collection Expense	208	200	200	0	0.00%
704208 - Contracted Repair	601	3,000	1,000	-2,000	-66.67%
704215 - Security Services	2,002	20,000	12,000	-8,000	-40.00%
704227 - Transfer Station Cost	0	200	200	0	0.00%
704228 - Translation Service	35	0	0	0	0.00%
704238 - Animal Control Contracted Services	229	0	0	0	0.00%
704241 - Monitoring Services	1,156	0	0	0	0.00%
704306 - Dues	0	400	400	0	0.00%
704309 - Meeting Expense	49	0	0	0	0.00%
704312 - Other Contracted Service	150,816	0	0	0	0.00%
704315 - Waste Disposal	105,494	100,000	130,000	30,000	30.00%
704317 - Contracted Operations	965,987	1,010,000	1,010,000	0	0.00%
704407 - Wireless Data Communication	799	3,000	2,000	-1,000	-33.33%
704501 - Freight, Express & Drayage	51	0	0	0	0.00%
704502 - Postage	401	0	0	0	0.00%
704702 - Bank Service Charges	1,091	1,374	1,054	-320	-23.29%
704705 - Credit Card Use Charge	8,373	3,000	3,000	0	0.00%
700000 - Services Parent (701000-709999) Total	1,522,067	1,429,024	1,381,529	-47,495	-3.32%
710000 - Materials & Supplies Parent (711000-719999)					
711104 - Forms & Printed Material	2,801	2,500	2,500	0	0.00%
711109 - Office Supplies & Stationery	353	500	0	-500	-100.00%
712101 - Asphalt and Asphalt Filler	0	4,000	4,000	0	0.00%
712102 - Brick & Concrete Blocks	14,936	0	0	0	0.00%
712105 - Gravel, Sand, Stone, Chert	7,383	0	0	0	0.00%
712110 - Pipe & Fittings	46	0	0	0	0.00%
712114 - Plumbing Supplies	1,085	0	0	0	0.00%
713101 - Bearings & Parts	543	0	0	0	0.00%
713102 - Fasteners	11	0	0	0	0.00%
713104 - Filters, Misc	9	0	0	0	0.00%
713105 - Gaskets	15	0	0	0	0.00%
713106 - Gauges	11	0	0	0	0.00%
713107 - Packing, Valves Etc	759	0	0	0	0.00%
713108 - Pumps & Pump Parts	828	5,000	1,000	-4,000	-80.00%
713109 - Repair Parts	567	0	0	0	0.00%
713117 - Hose & Fittings	0	0	0	0	0.00%
714105 - Building Maintenance Supplies	2,055	1,000	1,000	0	0.00%
714107 - Clothing	4,567	3,350	3,350	0	0.00%
714111 - Electrical Supplies, Bulbs, Etc	136	500	500	0	0.00%
714117 - Food & Ice	1,634	0	0	0	0.00%
714119 - Fuel	242	0	0	0	0.00%
714120 - Hardware, Nails, Small Tools	5,354	1,000	1,000	0	0.00%
714125 - Oil & Lubricants	2,036	0	0	0	0.00%
714129 - Safety Equipment	0	0	0	0	0.00%
714130 - Safety Shoes	757	420	420	0	0.00%
714135 - Locks & Key supplies	413	0	0	0	0.00%
714144 - Batteries	292	0	0	0	0.00%
714150 - Promotional Items	624	0	0	0	0.00%
710000 - Materials & Supplies Parent (711000-719999) Total	47,457	18,270	13,770	-4,500	-24.63%
730000 - Vehicle Operating Expense Parent (731000-739999)					
731101 - Diesel Fuel	30,719	42,850	38,850	-4,000	-9.33%
731102 - Gasoline	38	1,000	0	-1,000	-100.00%
731103 - Propane	2,629	0	0	0	0.00%

City of Chattanooga
Department by Account
Fiscal Year 2021

	ActualFY19	BudgetFY20	Proposed FY21	Inc (Dec) FY21	% Change
731201 - Contracted Vehicle Repair	75,992	30,000	30,000	0	0.00%
731203 - Vehicle Labor	22,215	8,000	21,000	13,000	162.50%
731204 - Vehicle Parts & Supplies	17,125	9,000	20,000	11,000	122.22%
731401 - Fleet Leased Vehicle	43,215	45,300	43,750	-1,550	-3.42%
730000 - Vehicle Operating Expense Parent (731000-739999) Total	191,933	136,150	153,600	17,450	12.82%
740000 - Insurance, Claims, Damages Parent (741000-749999)					
742402 - Building & Content Insurance	6,008	0	0	0	0.00%
740000 - Insurance, Claims, Damages Parent (741000-749999) Total	6,008	0	0	0	0.00%
770000 - Capital Outlay Parent (771000-779999)					
772206 - Landfill Closure & Post-Closure	0	167,141	1,203,635	1,036,494	620.13%
770000 - Capital Outlay Parent (771000-779999) Total	0	167,141	1,203,635	1,036,494	620.13%
780000 - Other Expenses Parent (781000-789999)					
781102 - Indirect Costs	100,000	103,000	103,000	0	0.00%
781301 - Fees, Licenses, & Permits	20,695	15,300	15,300	0	0.00%
781306 - Water Quality Mgmt Fees	20,871	19,008	19,008	0	0.00%
782201 - Awards	30	0	0	0	0.00%
782204 - Safety Incentive Awards	54	0	0	0	0.00%
783101 - Debt Principal Payments	1,816,599	970,043	629,376	-340,667	-35.12%
783151 - Debt Interest Payments	240,508	179,396	151,933	-27,463	-15.31%
780000 - Other Expenses Parent (781000-789999) Total	2,198,757	1,286,747	918,617	-368,130	-28.61%
Operating Expenses Total	3,966,222	3,037,332	3,671,151	633,819	20.87%
Transfers To					
810000 - Other Financing Uses Parent (811000-819999)					
811404 - Transfer to Solid Waste Capital	1,000,000	753,195	26,125	-727,070	-96.53%
810000 - Other Financing Uses Parent (811000-819999) Total	1,000,000	753,195	26,125	-727,070	-96.53%
Transfers To Total	1,000,000	753,195	26,125	-727,070	-96.53%
K- Solid Waste Total	5,382,686	4,378,841	4,349,000	-29,841	-0.68%
6020 Total	5,382,686	4,378,841	4,349,000	-29,841	-0.68%



City of Chattanooga
Water Quality Fund
Fiscal Year 2021

Water Quality	Actual FY19	Budget 20	Proposed FY21	Inc (Dec) Proposed vs. Budget	% change
Revenues					
Federal Operations Funds FEMA	\$1,053	\$0	\$0	-	0.00%
State Operations Funds TEMA	175	-	-	-	0.00%
Water Quality Management Fees Current	22,514,486	22,566,197	25,800,000	3,233,803	14.33%
Water Quality Management Fees Interest	321,618	-	-	-	0.00%
Water Quality Management Fees Refund	627	-	-	-	0.00%
Water Quality Management Fees Uncollected	(53,006)	-	-	-	0.00%
Water Quality Management Civil Permits	37,025	-	-	-	0.00%
Land Disturbing Permits	299,077	350,000	350,000	-	0.00%
Bad Debt Expense	296,600	-	-	-	0.00%
Interest Earned Non-cap Proj Fds	543,142	-	-	-	0.00%
Interest Earned 2013 Bonds	17,841	-	-	-	0.00%
Interest Earned 2015 Bonds	7,440	-	-	-	0.00%
Sale of Equipment	60,525	-	-	-	0.00%
Total Revenues	24,046,603	22,916,197	26,150,000	3,233,803	14.11%

Expenditures					
Water Quality Management Administration	\$3,686,822	\$4,597,899	\$5,023,187	425,288	9.25%
Water Quality Maintenance & Operations	6,685,658	9,454,726	8,959,789	(494,937)	-5.23%
Water Quality Site Development	986,089	1,068,368	1,180,875	112,507	10.53%
Water Quality Engineering & Project Management	1,169,263	1,408,039	1,764,214	356,175	25.30%
Water Quality Public Education	102,708	95,429	618,429	523,000	548.05%
Renewal & Replacement	41,459	75,200	75,200	-	0.00%
Brainerd Levee 1, 2, 3	24,634	54,700	54,925	225	0.41%
Orchard Knob Storm Station	35,517	18,310	18,310	-	0.00%
Minor Storm Stations	1,918	13,028	14,530	1,502	11.53%
Water Quality Green Infrastructure Maintenance	0	0	84,364	84,364	0.00%
Debt Service	0	0	0	-	0.00%
Principal	1,340,002	1,125,795	1,295,015	169,220	15.03%
Interest	533,526	554,189	587,629	33,440	6.03%
Bank Service Charges	229	165	165	-	0.00%
Appropriation to Capital Project Fund	13,867,620	4,784,875	6,473,368	1,688,493	35.29%
Total Expenditures	28,475,445	23,250,723	26,150,000	2,899,277	12.47%

Estimated Incr(Decr) in Fund Balance	(4,428,842)	(334,526)	-
Beginning Fund Balance July 1	28,848,400	24,419,558	24,085,032
Ending Fund Balance June 30	24,419,558	24,085,032	24,085,032
Ending Fund Balance as a % of Total Appropriations	85.76%	103.59%	92.10%



City of Chattanooga
Detail By Cost Center
Fiscal Year 2021

	ActualFY19	BudgetFY20	Proposed FY21	Inc (Dec) FY21 vs FY20	
				Budget	% Change
6030					
K- Water Quality					
K70107 - Water Quality Public Education	102,708	95,429	618,429	523,000	548.05%
K70101 - Water Quality Management	3,686,822	4,597,899	5,023,187	425,288	9.25%
K70102 - Water Quality Renewal & Replacement	41,459	75,200	75,200	0	0.00%
K70104 - Water Quality Maintenance & Operation	6,685,658	9,454,727	8,959,789	-494,938	-5.23%
K70105 - Water Quality Site Devel, Construction, Inspection	986,089	1,068,367	1,180,875	112,508	10.53%
K70106 - Water Quality Engineering & Project Management	1,169,263	1,408,039	1,764,214	356,175	25.30%
K70110 - Water Quality Brainerd Levee 1, 2, 3	24,634	54,700	54,925	225	0.41%
K70111 - Water Quality Orchard Knob Storm Station	35,517	18,310	18,310	0	0.00%
K70112 - Water Quality Minor Storm Station	1,918	13,028	14,530	1,502	11.53%
K70207 - Wtr Qual Debt - 2013 Bonds	561,936	492,119	474,369	-17,750	-3.61%
K70208 - Wtr Qual Debt - 2014A Refunding	471,897	248,122	73,159	-174,963	-70.51%
K70209 - Wtr Qual Debt - 2015 GO Bonds	10,051,777	834,450	807,450	-27,000	-3.24%
K70210 - Wtr Qual Debt - 2017B Refunding	30,767	30,750	125,750	95,000	308.94%
K70301 - Wtr Qual Appropriation to Capital	4,625,000	4,784,875	6,473,368	1,688,493	35.29%
XXXXXX-WQ Green Infrastructure Maintenance			84,364	84,364	0.00%
K70211 - Wtr Qual Debt - 2019A Bond	0	74,708	402,081	327,373	438.20%
K- Water Quality Total	28,475,445	23,250,723	26,150,000	2,899,277	12.47%
6030 Total	28,475,445	23,250,723	26,150,000	2,899,277	12.47%



City of Chattanooga
Department by Account Type
Fiscal Year 2021

	ActualFY19	BudgetFY20	Proposed FY21	Inc (Dec) FY21	% Change
6030					
K- Water Quality					
. Personnel Expenses					
600000 - Salaries Parent (601000-609999)	5,015,776	6,140,209	6,192,937	52,728	0.86%
610000 - Fringe Benefits Parent (611000-619999)	2,960,056	3,938,146	4,147,731	209,585	5.32%
. Personnel Expenses Total	7,975,832	10,078,355	10,340,668	262,313	2.60%
Operating Expenses					
700000 - Services Parent (701000-709999)	1,034,653	3,065,469	2,998,457	-67,012	-2.19%
710000 - Materials & Supplies Parent (711000-719999)	877,556	920,871	997,574	76,703	8.33%
720000 - Travel Expense Parent (721000-729999)	40,086	45,200	39,675	-5,525	-12.22%
730000 - Vehicle Operating Expense Parent (731000-739999)	1,035,661	1,061,866	928,475	-133,391	-12.56%
740000 - Insurance, Claims, Damages Parent (741000-749999)	4,379	500	500	0	0.00%
760000 - Capital Assets Parent (761000-769999)	36,219	46,500	106,500	60,000	129.03%
770000 - Capital Outlay Parent (771000-779999)	12,582	26,400	24,900	-1,500	-5.68%
780000 - Other Expenses Parent (781000-789999)	3,590,857	3,220,687	4,239,883	1,019,196	31.65%
Operating Expenses Total	6,631,993	8,387,493	9,335,964	948,471	11.31%
Transfers To					
810000 - Other Financing Uses Parent (811000-819999)	13,867,620	4,784,875	6,473,368	1,688,493	35.29%
Transfers To Total	13,867,620	4,784,875	6,473,368	1,688,493	35.29%
K- Water Quality Total	28,475,445	23,250,723	26,150,000	2,899,277	12.47%
6030 Total	28,475,445	23,250,723	26,150,000	2,899,277	12.47%



City of Chattanooga
Department by Account
Fiscal Year 2021

	ActualFY19	BudgetFY20	Proposed FY21	Inc (Dec) FY21	% Change
6030					
K- Water Quality					
. Personnel Expenses					
600000 - Salaries Parent (601000-609999)					
601101 - Regular Employees	4,102,041	5,975,691	6,017,154	41,463	0.69%
601105 - Injured On Duty Pay	7,666	5,500	5,500	0	0.00%
601201 - Overtime	28,040	33,500	32,000	-1,500	-4.48%
601202 - Compensatory Time	4,436	0	0	0	0.00%
602105 - Cellphone Allowance	32,214	26,083	41,878	15,795	60.56%
602201 - Incentive Awards	1,400	0	0	0	0.00%
602301 - Personal Leave	653,026	0	0	0	0.00%
602303 - Final Leave Payout	56,973	0	0	0	0.00%
602304 - Longevity	93,443	99,435	96,405	-3,030	-3.05%
602306 - Call Back Pay	1,027	0	0	0	0.00%
602307 - On Call Pay	2,814	0	0	0	0.00%
602308 - Bereavement Pay	3,561	0	0	0	0.00%
602309 - Holiday Pay	29,135	0	0	0	0.00%
600000 - Salaries Parent (601000-609999) Total	5,015,776	6,140,209	6,192,937	52,728	0.86%
610000 - Fringe Benefits Parent (611000-619999)					
611101 - FICA (OASDI)	289,699	345,520	348,391	2,871	0.83%
611102 - Medicare	67,753	80,807	81,528	721	0.89%
611201 - General Pension	1,009,953	1,222,495	1,309,570	87,075	7.12%
611206 - Other Post-employment Benefits (OPEB)	399,269	487,791	500,149	12,358	2.53%
611301 - Hospitalization	958,343	1,541,530	1,612,294	70,764	4.59%
611302 - Life Insurance Benefit	7,064	9,444	9,785	341	3.61%
611303 - Long-Term Disability	10,437	13,993	14,634	641	4.58%
611304 - Health Savings Accounts	80,120	62,386	93,984	31,598	50.65%
611402 - Employee Health Savings Acct	4,738	3,708	2,640	-1,068	-28.80%
611403 - On-site Medical Program	132,680	170,472	174,756	4,284	2.51%
610000 - Fringe Benefits Parent (611000-619999) Total	2,960,056	3,938,146	4,147,731	209,585	5.32%
. Personnel Expenses Total	7,975,832	10,078,355	10,340,668	262,313	2.60%
Operating Expenses					
700000 - Services Parent (701000-709999)					
701103 - Consultant Fees	23,800	150,000	175,000	25,000	16.67%
701105 - Engineering Non-construction Consulting	0	10,000	10,000	0	0.00%
701208 - On-the-Job Injury Claims	114,390	160,000	160,000	0	0.00%
701211 - Diagnostic Testing	0	0	0	0	0.00%
701213 - On-the-Job Injury Settlement Claims	35,620	0	25,000	25,000	0.00%
702102 - Electrical	3,185	29,285	29,285	0	0.00%
702104 - Masonry	3,320	6,500	4,100	-2,400	-36.92%
702106 - Plumbing	42,469	10,930	25,930	15,000	137.24%
702107 - Mechanical Trades	0	4,500	4,500	0	0.00%
702202 - Bldg & Grounds Maintenance	1,475	1,500	1,500	0	0.00%
702204 - Contracted Repair Service	17,063	83,500	86,000	2,500	2.99%
702205 - Electric Motor Drive Repair	0	5,000	5,000	0	0.00%
702207 - Maintenance Services	3,594	150,500	80,500	-70,000	-46.51%
702211 - Grounds	0	1,500	1,500	0	0.00%
702214 - Landscaping	4,755	4,700	4,000	-700	-14.89%
702215 - Building Repairs or Renovations under \$5000	2,860	0	0	0	0.00%
702218 - Pump Repairs			3,500	3,500	0.00%
702221 - IT Maintenance	3,184	0	0	0	0.00%
702225 - IT Maintenance - Licensing	3,490	56,000	134,000	78,000	139.29%
702226 - IT Maintenance - Hosting	18,520	17,500	17,500	0	0.00%

City of Chattanooga
Department by Account
Fiscal Year 2021

	ActualFY19	BudgetFY20	Proposed FY21	Inc (Dec) FY21	% Change
702227 - IT Maintenance - Support Maintenance	63,910	75,000	85,560	10,560	14.08%
703101 - Electricity	59,177	36,898	36,600	-298	-0.81%
703103 - Water	23,804	10,000	19,000	9,000	90.00%
703202 - Cellular Phone Service	744	1,000	1,000	0	0.00%
703204 - Internet & Cable Services	1,825	10,225	8,450	-1,775	-17.36%
703206 - Air Cards	19,076	19,000	18,000	-1,000	-5.26%
703207 - Digital Connectivity	58,847	44,600	36,500	-8,100	-18.16%
704104 - Equipment Rental	13,152	30,000	32,000	2,000	6.67%
704106 - Dumpster Rental	25	3,000	3,000	0	0.00%
704108 - Office Machine Rental	4,682	17,300	14,000	-3,300	-19.08%
704109 - Traffic Control - Rental	0	9,000	8,800	-200	-2.22%
704201 - Advertising	17,535	1,500	15,000	13,500	900.00%
704207 - Collection Expense	104,878	95,000	105,000	10,000	10.53%
704208 - Contracted Repair	0	300	300	0	0.00%
704210 - Printing	48	700	700	0	0.00%
704222 - N Pollutn Dischg Elim Sys-Sampling	45,174	42,000	75,000	33,000	78.57%
704224 - N Pollutn Dischg Elim Sys-Education	12,563	13,400	13,400	0	0.00%
704227 - Transfer Station Cost	29,033	75,427	75,427	0	0.00%
704238 - Animal Control Contracted Services	1,605	2,500	2,500	0	0.00%
704306 - Dues	6,000	9,375	8,875	-500	-5.33%
704307 - Employment Agencies	0	2,500	2,500	0	0.00%
704309 - Meeting Expense	849	0	0	0	0.00%
704310 - Local Mileage	1,259	675	850	175	25.93%
704312 - Other Contracted Service	39,483	1,690,000	1,316,371	-373,629	-22.11%
704315 - Waste Disposal	4,365	15,000	12,000	-3,000	-20.00%
704317 - Contracted Operations	14,457	0	19,000	19,000	0.00%
704319 - Parking	12,501	16,210	16,210	0	0.00%
704329 - Radio Maintenance	159,082	6,779	149,684	142,905	2108.05%
704332 - Pipeline Inspection Services	13,150	500	500	0	0.00%
704333 - Flowmeter and Rain Gauge Services	8,331	80,000	80,000	0	0.00%
704334 - Outside Laboratory Services	3,900	5,000	15,000	10,000	200.00%
704403 - Disputed Purchasing Card Expense	0	0	0	0	0.00%
704407 - Wireless Data Communication	10,170	39,500	38,500	-1,000	-2.53%
704501 - Freight, Express & Drayage	6,314	900	850	-50	-5.56%
704502 - Postage	6,165	4,900	4,900	0	0.00%
704601 - Local Registration Fees	8,702	12,100	10,000	-2,100	-17.36%
704602 - Training Costs	5,893	3,600	5,500	1,900	52.78%
704702 - Bank Service Charges	229	165	165	0	0.00%
700000 - Services Parent (701000-709999) Total	1,034,653	3,065,469	2,998,457	-67,012	-2.19%
710000 - Materials & Supplies Parent (711000-719999)					
711102 - Books	435	100	375	275	275.00%
711104 - Forms & Printed Material	474	50	0	-50	-100.00%
711109 - Office Supplies & Stationery	4,768	3,500	3,050	-450	-12.86%
711110 - Technology Accessories & Supplies	3,368	2,000	1,400	-600	-30.00%
711111 - Printer Toner Cartridges	336	1,550	1,950	400	25.81%
712101 - Asphalt and Asphalt Filler	123,940	175,000	145,000	-30,000	-17.14%
712102 - Brick & Concrete Blocks	14,652	18,000	35,000	17,000	94.44%
712103 - Cement, Lime, & Plaster	10,762	15,000	15,000	0	0.00%
712104 - Concrete, Clay Pipe, & Fittings	231,757	225,000	225,659	659	0.29%
712105 - Gravel, Sand, Stone, Chert	192,106	135,000	190,000	55,000	40.74%
712107 - Lumber & Wood Products	4,841	14,000	15,000	1,000	7.14%
712108 - Other Constr & Bldg Materials	26,153	35,000	35,000	0	0.00%
712109 - Paint	0	150	200	50	33.33%
712110 - Pipe & Fittings	42,803	22,000	45,000	23,000	104.55%
712111 - Sewer Grates & Manhole Covers	78,161	65,000	80,000	15,000	23.08%

City of Chattanooga
Department by Account
Fiscal Year 2021

	ActualFY19	BudgetFY20	Proposed FY21	Inc (Dec) FY21	% Change
712114 - Plumbing Supplies	0	145	145	0	0.00%
712115 - Manhole Bases, Sections, & Frames	205	0	0	0	0.00%
713102 - Fasteners	173	1,000	1,500	500	50.00%
713104 - Filters, Misc	229	100	0	-100	-100.00%
713105 - Gaskets	48	50	0	-50	-100.00%
713108 - Pumps & Pump Parts	941	0	0	0	0.00%
713109 - Repair Parts	11,015	5,800	5,500	-300	-5.17%
713110 - Valve Parts	64	0	0	0	0.00%
713117 - Hose & Fittings	2,189	2,000	2,000	0	0.00%
713201 - Chemicals & Lab Supplies	1,287	3,200	300	-2,900	-90.63%
714105 - Building Maintenance Supplies	497	300	250	-50	-16.67%
714106 - Cleaning Supplies	136	300	300	0	0.00%
714107 - Clothing	12,495	16,000	16,400	400	2.50%
714111 - Electrical Supplies, Bulbs, Etc	0	2,500	2,500	0	0.00%
714117 - Food & Ice	4,617	2,350	2,300	-50	-2.13%
714120 - Hardware, Nails, Small Tools	48,382	8,470	7,770	-700	-8.26%
714126 - Other Materials & Supplies	0	101,400	101,400	0	0.00%
714129 - Safety Equipment	7,844	10,550	10,550	0	0.00%
714130 - Safety Shoes	19,144	12,700	10,550	-2,150	-16.93%
714131 - Seeds, Trees, Plants, Hort Supplies	8,809	29,800	32,500	2,700	9.06%
714133 - Welding Supplies	345	0	400	400	0.00%
714135 - Locks & Key supplies	666	300	275	-25	-8.33%
714136 - Dirt mix, Mulch, Topsoil	13,448	7,000	5,500	-1,500	-21.43%
714138 - Flags Banners and Signage	0	1,256	1,000	-256	-20.38%
714140 - 714106	675	500	500	0	0.00%
714142 - Instrumentation Parts	516	2,000	1,500	-500	-25.00%
714143 - Event Planning, Services and Catering	2,564	1,400	1,400	0	0.00%
714144 - Batteries	657	400	400	0	0.00%
714150 - Promotional Items	6,054	0	0	0	0.00%
710000 - Materials & Supplies Parent (711000-719999) Total	877,556	920,871	997,574	76,703	8.33%
720000 - Travel Expense Parent (721000-729999)					
721101 - Out-of-town Mileage	2,246	3,400	3,500	100	2.94%
721102 - Transportation	2,645	6,850	7,150	300	4.38%
721103 - Auto Rental	327	0	0	0	0.00%
721201 - Hotels	16,756	16,550	12,350	-4,200	-25.38%
721202 - Meals	5,919	7,150	7,000	-150	-2.10%
721301 - Registration Fees	11,606	10,300	8,700	-1,600	-15.53%
721302 - Other Travel Expenses	587	750	725	-25	-3.33%
721399 - Travel Advance	0	200	250	50	25.00%
720000 - Travel Expense Parent (721000-729999) Total	40,086	45,200	39,675	-5,525	-12.22%
730000 - Vehicle Operating Expense Parent (731000-739999)					
731101 - Diesel Fuel	98,925	87,431	100,000	12,569	14.38%
731102 - Gasoline	45,886	39,700	33,700	-6,000	-15.11%
731201 - Contracted Vehicle Repair	40,338	71,000	70,000	-1,000	-1.41%
731203 - Vehicle Labor	154,842	146,384	150,700	4,316	2.95%
731204 - Vehicle Parts & Supplies	106,645	140,676	139,500	-1,176	-0.84%
731301 - Car Wash	435	175	75	-100	-57.14%
731401 - Fleet Leased Vehicle	588,590	576,500	434,500	-142,000	-24.63%
730000 - Vehicle Operating Expense Parent (731000-739999) Total	1,035,661	1,061,866	928,475	-133,391	-12.56%
740000 - Insurance, Claims, Damages Parent (741000-749999)					
742101 - Health Insurance Employees	126	0	0	0	0.00%
742402 - Building & Content Insurance	4,253	500	500	0	0.00%
740000 - Insurance, Claims, Damages Parent (741000-749999) Total	4,379	500	500	0	0.00%

City of Chattanooga
Department by Account
Fiscal Year 2021

	ActualFY19	BudgetFY20	Proposed FY21	Inc (Dec) FY21	% Change
760000 - Capital Assets Parent (761000-769999)					
761104 - CIP Engineer's Testing	23,481	15,000	75,000	60,000	400.00%
761112 - CIP Park Development	0	1,500	1,500	0	0.00%
761204 - Equipment Purchase	12,738	30,000	30,000	0	0.00%
760000 - Capital Assets Parent (761000-769999) Total	36,219	46,500	106,500	60,000	129.03%
770000 - Capital Outlay Parent (771000-779999)					
772109 - Office Furniture	1,356	1,500	1,500	0	0.00%
772111 - Computer Software under 15000	80	5,500	5,500	0	0.00%
772112 - Computer equipment under 5000	9,004	17,200	15,700	-1,500	-8.72%
772203 - Fencing	42	2,200	2,200	0	0.00%
772207 - Pollution Remediation	2,100	0	0	0	0.00%
770000 - Capital Outlay Parent (771000-779999) Total	12,582	26,400	24,900	-1,500	-5.68%
780000 - Other Expenses Parent (781000-789999)					
781102 - Indirect Costs	1,595,000	1,351,300	1,482,139	130,839	9.68%
781103 - Space Costs	31,598	27,803	20,000	-7,803	-28.07%
781105 - Municipal Billing Overhead	21,574	21,000	21,000	0	0.00%
781301 - Fees, Licenses, & Permits	10,453	10,400	8,900	-1,500	-14.42%
781303 - State Fees Other	0	2,300	2,300	0	0.00%
781306 - Water Quality Mgmt Fees	0	2,500	2,500	0	0.00%
782201 - Awards	620	400	400	0	0.00%
782204 - Safety Incentive Awards	884	0	0	0	0.00%
782210 - Program Expense	57,200	125,000	820,000	695,000	556.00%
783101 - Debt Principal Payments	1,340,002	1,125,795	1,295,015	169,220	15.03%
783151 - Debt Interest Payments	533,526	554,189	587,629	33,440	6.03%
780000 - Other Expenses Parent (781000-789999) Total	3,590,857	3,220,687	4,239,883	1,019,196	31.65%
Operating Expenses Total	6,631,993	8,387,493	9,335,964	948,471	11.31%
Transfers To					
810000 - Other Financing Uses Parent (811000-819999)					
811406 - Transfer to Water Quality Capital	13,867,620	4,784,875	6,473,368	1,688,493	35.29%
810000 - Other Financing Uses Parent (811000-819999) Total	13,867,620	4,784,875	6,473,368	1,688,493	35.29%
Transfers To Total	13,867,620	4,784,875	6,473,368	1,688,493	35.29%
K- Water Quality Total	28,475,445	23,250,723	26,150,000	2,899,277	12.47%
6030 Total	28,475,445	23,250,723	26,150,000	2,899,277	12.47%

City of Chattanooga
Automated Traffic Enforcement Fund
Fiscal Year 2021

	Actual FY19	Budget FY20	Proposed FY21	Inc (Dec) FY21 vs FY20 Budget	% change
Revenues					
Automated Traffic & Speeding Fines	658,574	624,000	638,500	14,500	2.32%
Other Income	1,079	-	-	-	0.00%
Total Revenues	659,653	624,000	638,500	14,500	2.32%
Expenditures					
Traffic Enforcement Operations	733,063	624,000	1,010,004	386,004	61.86%
Total Expenditures	733,063	624,000	1,010,004	386,004	61.86%
Estimated Incr(Decr) in Fund Balance	(73,410)	-	(371,504)		
Beginning Fund Balance July 1	1,235,435	1,162,025	1,162,025		
Ending Fund Balance June 30	1,162,025	1,162,025	790,521		
Ending Fund Balance as a % of Total Appropriations	158.52%	186.22%	78.27%		



**City of Chattanooga
Narcotics Fund
Fiscal Year 2021**

Narcotics	Actual FY19	Budget 20	Proposed FY21	Inc (Dec) FY21 vs FY20 Budget	% change
Revenues					
Confiscated Narcotics Funds	231,458	250,000	360,000	110,000	44.00%
Fines, Forfeitures and Penalties	34,538	-	35,000	35,000	0.00%
Other Revenue	29,605	60,000	30,000	(30,000)	-50.00%
Total Revenues	295,601	310,000	425,000	115,000	37.10%

Expenditures					
Operations	152,828	310,000	425,000	115,000	37.10%
Capital	-	-	-	-	0.00%
Total Expenditures	152,828	310,000	425,000	115,000	37.10%

Estimated Incr(Decr) in Fund Balance	142,773	-	-
Beginning Fund Balance July 1	683,851	826,624	826,624
Ending Fund Balance June 30	826,624	826,624	826,624
Ending Fund Balance as a % of Total Appropriations	540.89%	266.65%	194.50%



City of Chattanooga
Federal Asset Forfeiture Fund
Fiscal Year 2021

Federal Asset Forfeiture	Actual FY19	Budget FY20	Proposed FY21	Inc (Dec) Proposed vs. Budget	% change
Revenues					
Federal	87,604	-	25,000	25,000	0.00%
Other Revenue	5,556	-	-	-	0.00%
Total Revenues	93,160	-	25,000	25,000	0.00%

Expenditures					
Operations	-	-	300,000	300,000	0.00%
Capital	250,000	-	-	-	0.00%
Total Expenditures	250,000	-	300,000	300,000	0.00%

Estimated Incr(Decr) in Fund Balance	(156,840)	-	(275,000)
Beginning Fund Balance July 1	525,398	368,558	368,558
Ending Fund Balance June 30	368,558	368,558	93,558
Ending Fund Balance as a % of Total Appropriations	147.42%	-	31.19%



SAFER STREETS | GROWING ECONOMY | STRONGER NEIGHBORHOODS
HIGH PERFORMING GOVERNMENT | SMARTER STUDENTS, STRONGER FAMILIES

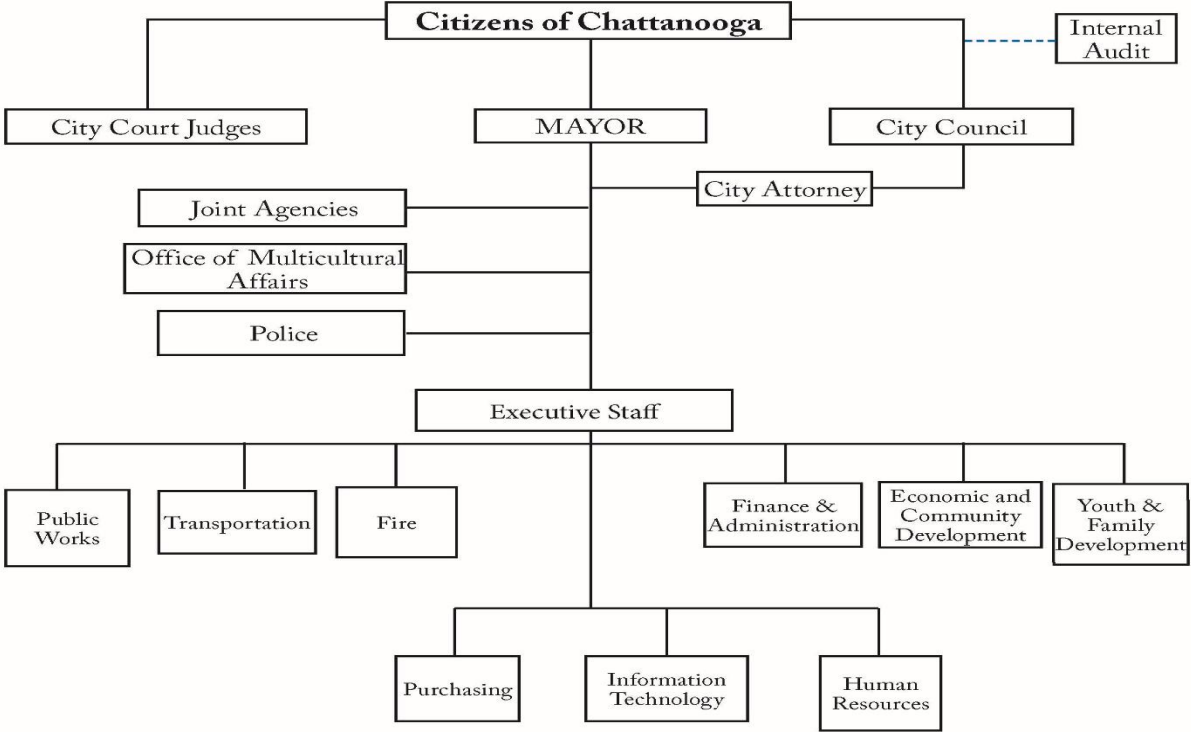
FY21 REVENUE & EXPENSE OVERVIEW

Leadership Review

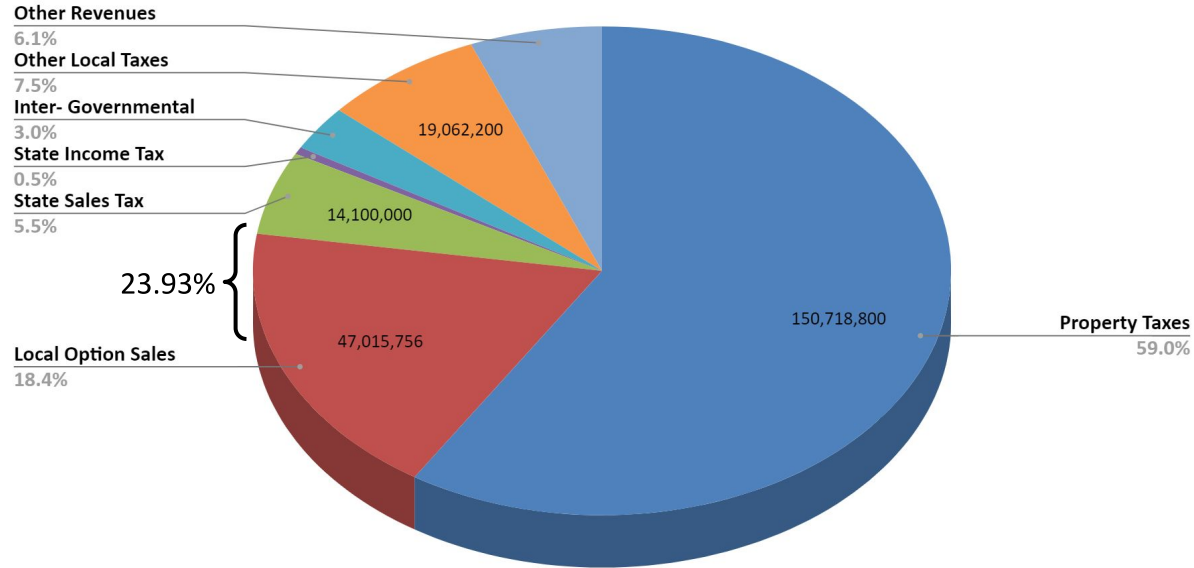


Our mission is to break down the barriers that prevent people from living the lives they want in our community.

Organization Chart

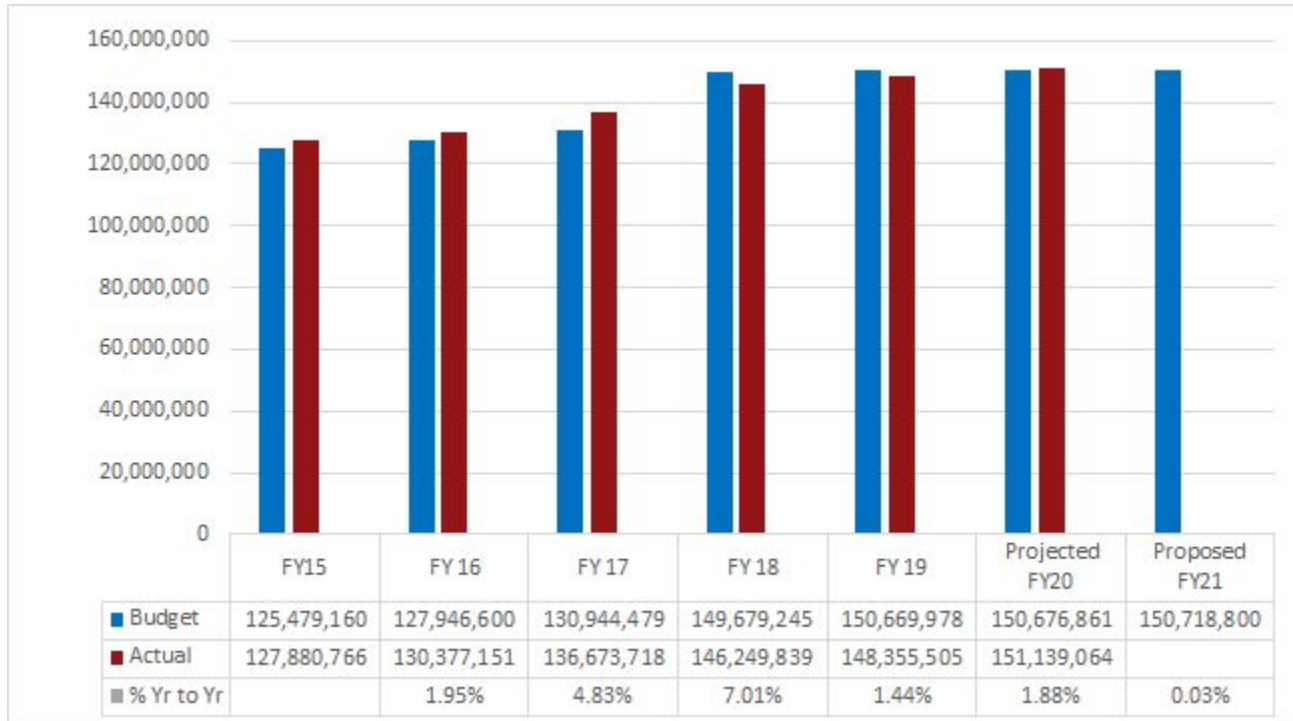


Where General Fund Money Comes From: FY21 Budget \$255,380,000

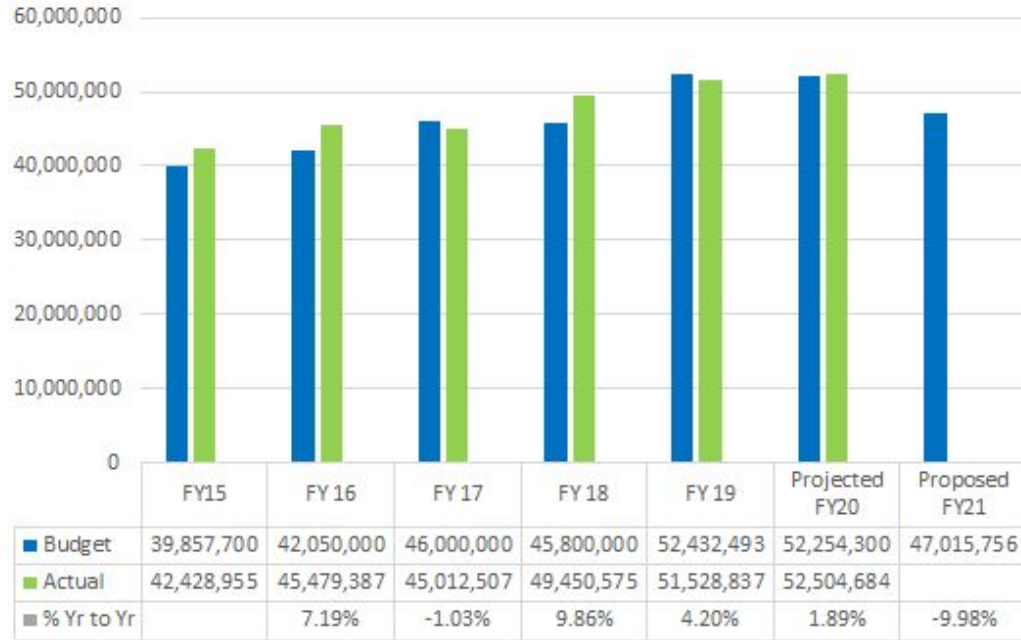


Property Taxes	Local Option Sales	State Sales Tax	State Income Tax	Inter-Governmental	Other Local Taxes	Other Revenues	Total Gen. Fund
150,718,800	47,015,756	14,100,000	1,200,000	7,636,444	19,062,200	15,646,800	255,380,000

Total Property Taxes 2015 - 2021

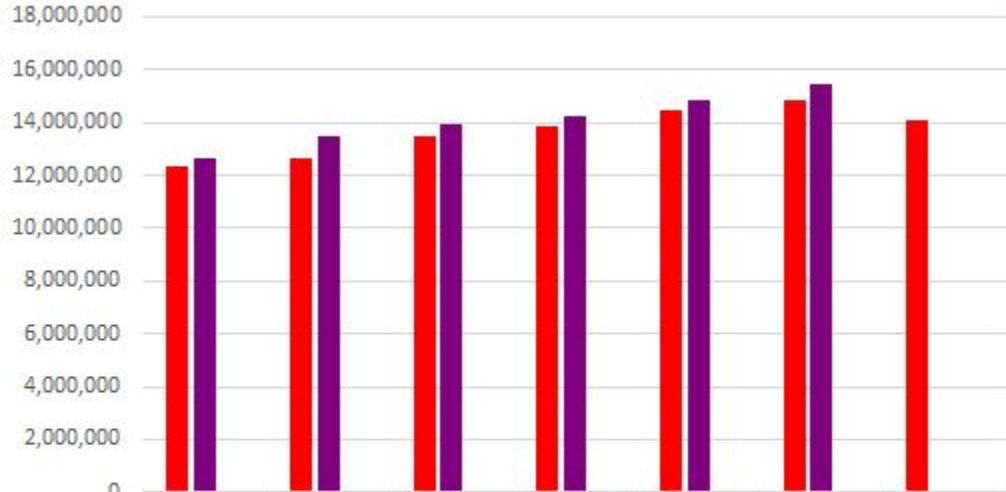


Local Option Sales Tax 2015 - 2021



HISTORICAL LOCAL OPTION SALES TAX COLLECTIONS				
Fiscal Year	Collections	Change	% Change	Avg. Growth
2020	52,838,742.04	584,442.04	1.12%	
2019	52,254,300.00	725,463.27	1.41%	2.81%
2018	51,528,836.73	2,078,262.00	4.20%	
2017	49,450,574.73	4,438,067.36	9.86%	
2016	45,012,507.37	(466,879.60)	-1.03%	
2015	45,479,386.97	3,050,431.54	7.19%	6.12%
2014	42,428,955.43	2,421,285.11	6.05%	
2013	40,007,670.32	1,952,778.27	5.13%	
2012	38,054,892.05	11,661,403.36		44.18%
2011	26,393,488.69	1,277,463.27	5.09%	
2010	25,116,025.42	(594,222.26)	-2.31%	-2.84%
2009	25,710,247.68	(894,010.55)	-3.36%	
2008	26,604,258.23	449,554.18	1.72%	
2007	26,154,704.05	1,091,146.79	4.35%	
2006	25,063,557.26	1,477,691.17	6.27%	
2005	23,585,866.09	1,090,654.95	4.85%	
2004	22,495,211.14	1,339,694.45	6.33%	
2003	21,155,516.69	35,261.20	0.17%	
2002	21,120,255.49			
3.4% Average Annual Growth since 2002				
High as 9.86%				
Low as -3.36%				

State Sales Tax 2015 - 2021



	FY15	FY 16	FY 17	FY 18	FY 19	Projected FY20	Proposed FY21
■ Budget	12,310,200	12,670,000	13,500,000	13,852,000	14,448,692	14,821,700	14,100,000
■ Actual	12,624,796	13,491,087	13,901,449	14,236,066	14,836,056	15,467,888	
■ % Yr to Yr		6.86%	3.04%	2.41%	4.21%	4.26%	-4.67%

HISTORICAL STATE SALES TAX COLLECTIONS

Fiscal Year	Collections	Change	% Change	Avg. Growth
2020	15,390,417	554,361	3.74%	
2019	14,836,056	599,990	4.21%	3.31%
2018	14,236,066	334,616	2.41%	
2017	13,901,449	410,363	3.04%	
2016	13,491,087	866,290	6.86%	
2015	12,624,796	676,175	5.66%	3.73%
2014	11,948,621	403,951	3.50%	
2013	11,544,670	230,764	2.04%	
2012	11,313,906	956,740	9.24%	
2011	10,357,166	452,946	4.57%	
2010	9,904,220	(347,904)	-3.39%	-5.87%
2009	10,252,124	(933,626)	-8.35%	
2008	11,185,750	5,575	0.05%	
2007	11,180,175	800,394	7.71%	
2006	10,379,781	980,795	10.44%	3.64%
2005	9,398,986	254,424	2.78%	
2004	9,144,561	(214,050)	-2.29%	
2003	9,358,611	18,300	0.20%	
2002	9,340,311			

3% Average Annual Growth since 2002

High as 10.4%

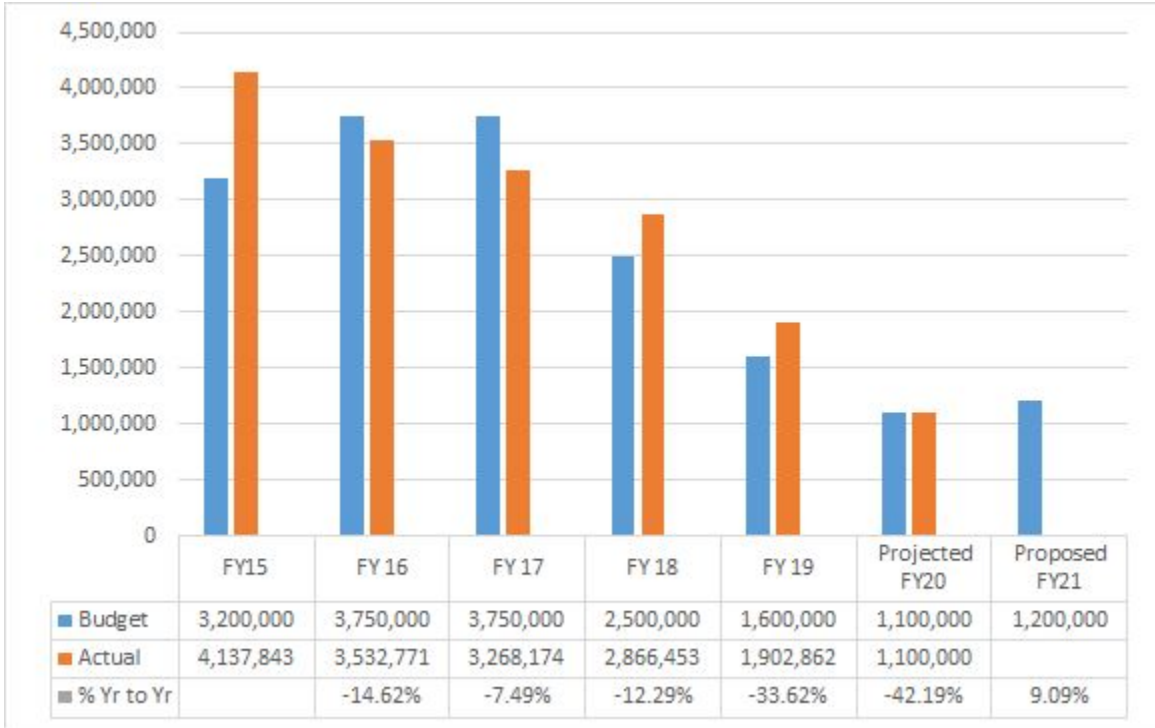
Low as -8.35%

State & Local Sales Tax 2002 - 2020

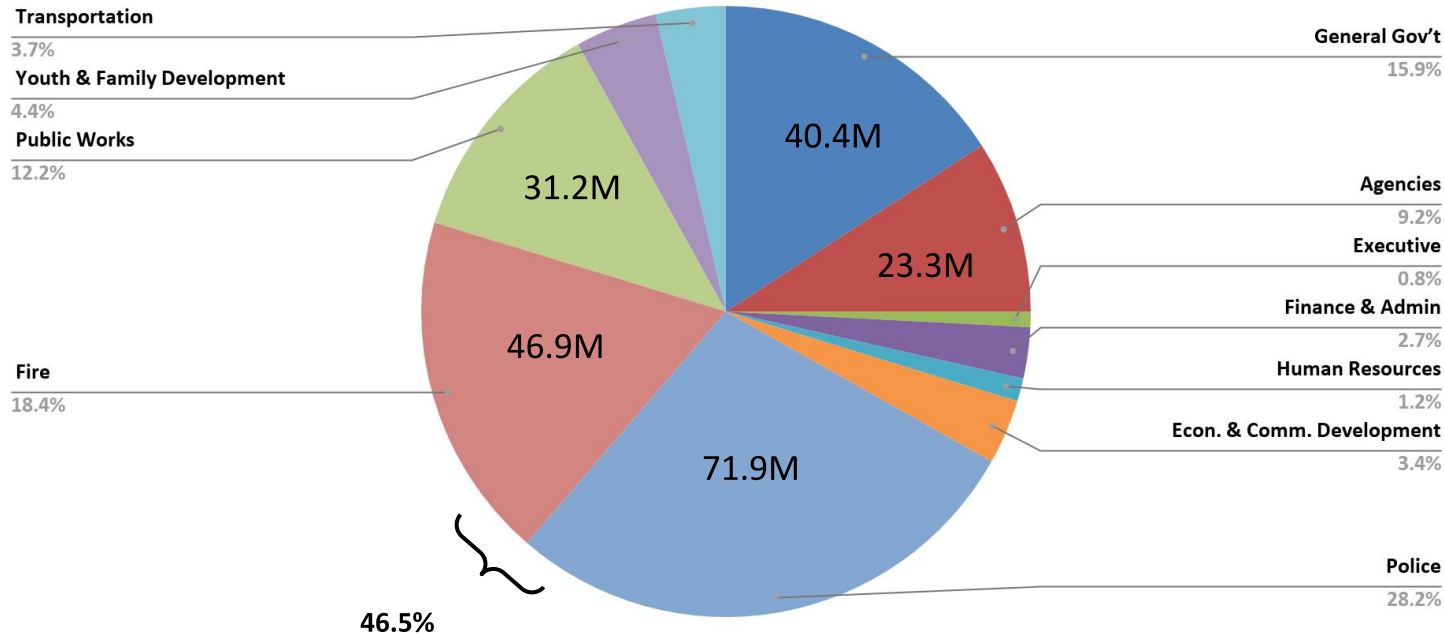
TOTAL STATE & LOCAL SALES TAX				
Fiscal Year	Collections	Change	% Change	Avg. Growth
2020	68,229,159.04	1,864,266.52	2.81%	
2019	66,364,892.52	2,678,252.13	4.21%	6.15%
2018	63,686,640.39	4,772,683.68	8.10%	
2017	58,913,956.71	(56,516.79)	-0.10%	
2016	58,970,473.50	3,916,721.91	7.11%	
2015	55,053,751.59	3,323,526.75	6.42%	3.73%
2014	51,730,224.84	177,884.17	0.35%	
2013	51,552,340.67	2,183,542.58	4.42%	
2012	49,368,798	12,618,143.2		34.33%
2011	36,750,654.85	1,730,409.07	4.94%	
2010	35,020,245.78	(942,125.80)	-2.62%	-3.73%
2009	35,962,371.58	(1,827,636.70)	-4.84%	
2008	37,790,008.28	455,129.25	1.22%	
2007	37,334,879.03	1,891,540.89	5.34%	
2006	35,443,338.14	2,458,486.38	7.45%	3.89%
2005	32,984,851.76	1,345,079.14	4.25%	
2004	31,639,772.62	1,125,644.90	3.69%	
2003	30,514,127.72	53,561.50	0.18%	
2002	30,460,566.22	30,460,566.22		
4.5% over 8 years				4.36%
High as 8.3%				
Low as -4.8%				

HISTORICAL CITY-ONLY SALES TAX COLLECTIONS				
Fiscal Year	Collections	Change	% Change	Avg. Growth
2020	14,839,103	178,261	1.22%	
2019	14,660,843	723,588	5.19%	6.92%
2018	13,937,255	1,110,209	8.66%	
2017	12,827,046	(134,798)	-1.04%	
2016	12,961,844	867,930	7.18%	
2015	12,093,914	752,924	6.64%	2.14%
2014	11,340,990	(64,103)	-0.56%	
2013	11,405,092	40,050	0.35%	
2012	11,365,043	712,193	6.69%	
2011	10,652,849	470,606	4.62%	
2010	10,182,243	(212,443)	-2.04%	-2.75%
2009	10,394,686	(372,398)	-3.46%	
2008	10,767,083	200,856	1.90%	
2007	10,566,227	412,311	4.06%	
2006	10,153,916	538,140	5.60%	
2005	9,615,776	393,353	4.27%	
2004	9,222,423	590,067	6.84%	
2003	8,632,356	109,348	1.28%	
2002	8,523,008			
3% Average Annual Growth since 2002				
High as 9.86%				
Low as -3.36%				

State Income Taxes 2015 - 2021



Where General Fund Money Goes: FY21 Budget \$255,380,000 (In Millions)



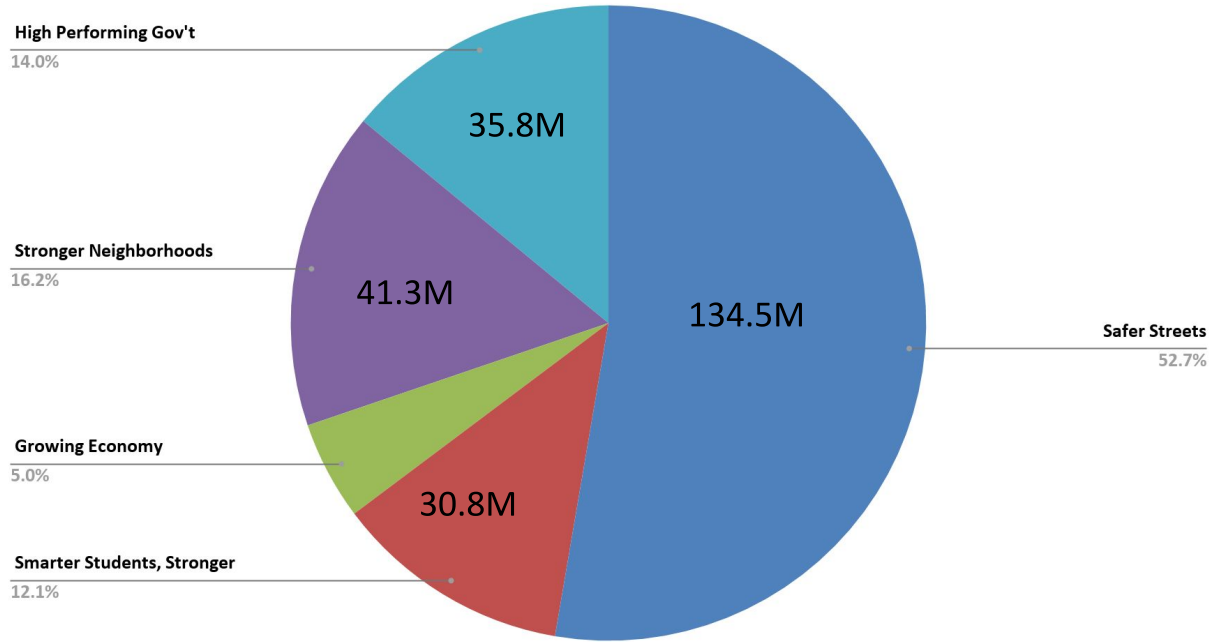
Major Components of General Gov't

Water Quality \$632,741
 Contingency \$1.6M
 TCA Education \$1.9M
 Liability \$400,000
 R&R \$700,000
 Debt Service \$20.2M
 Other \$847K

General Gov't	Agencies	Executive	Finance & Admin	Human Resources	Econ. & Comm. Development	Police	Fire	Public Works	Youth & Family Development	Transportation	Total
40,494,195	23,377,297	2,055,127	6,912,086	3,104,179	8,744,529	71,925,093	46,938,028	31,228,129	11,133,351	9,467,987	255,380,000

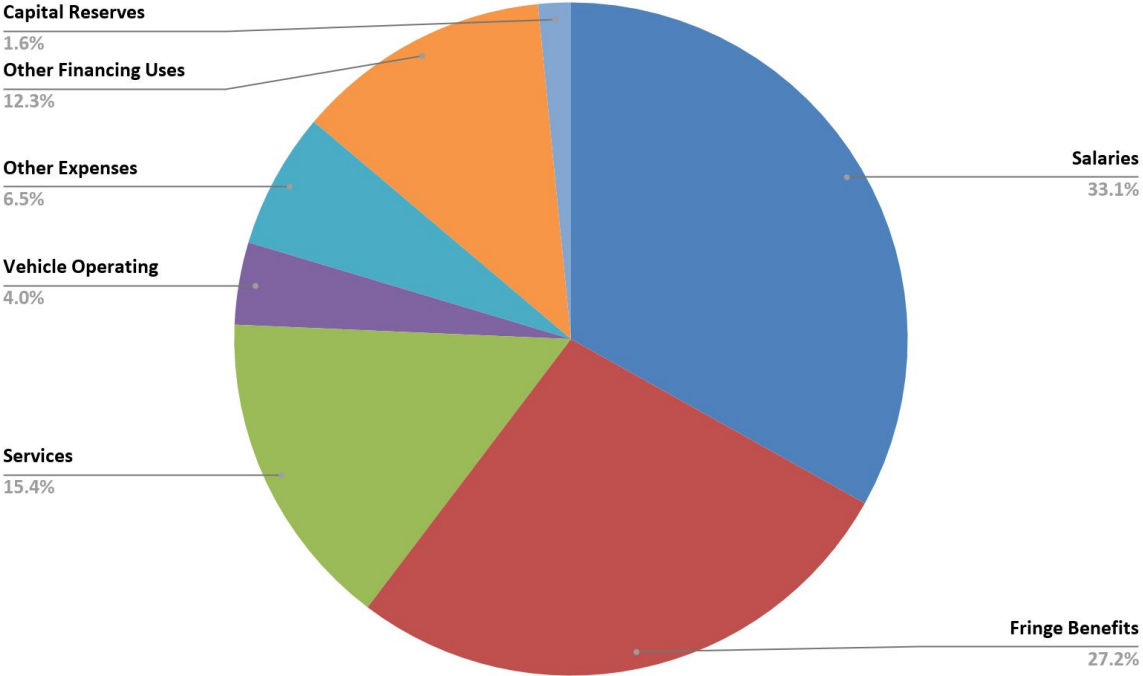
Results Area Allocation

FY21 Budget \$255,380,000 (In Millions)



Safer Streets	Smarter Students, Stronger Families	Growing Economy	Stronger Neighborhoods	High Performing Gov't	Results Area
134,562,436	30,815,107	12,820,018	41,349,743	35,832,696	255,380,000

FY21 Expenditures by Category

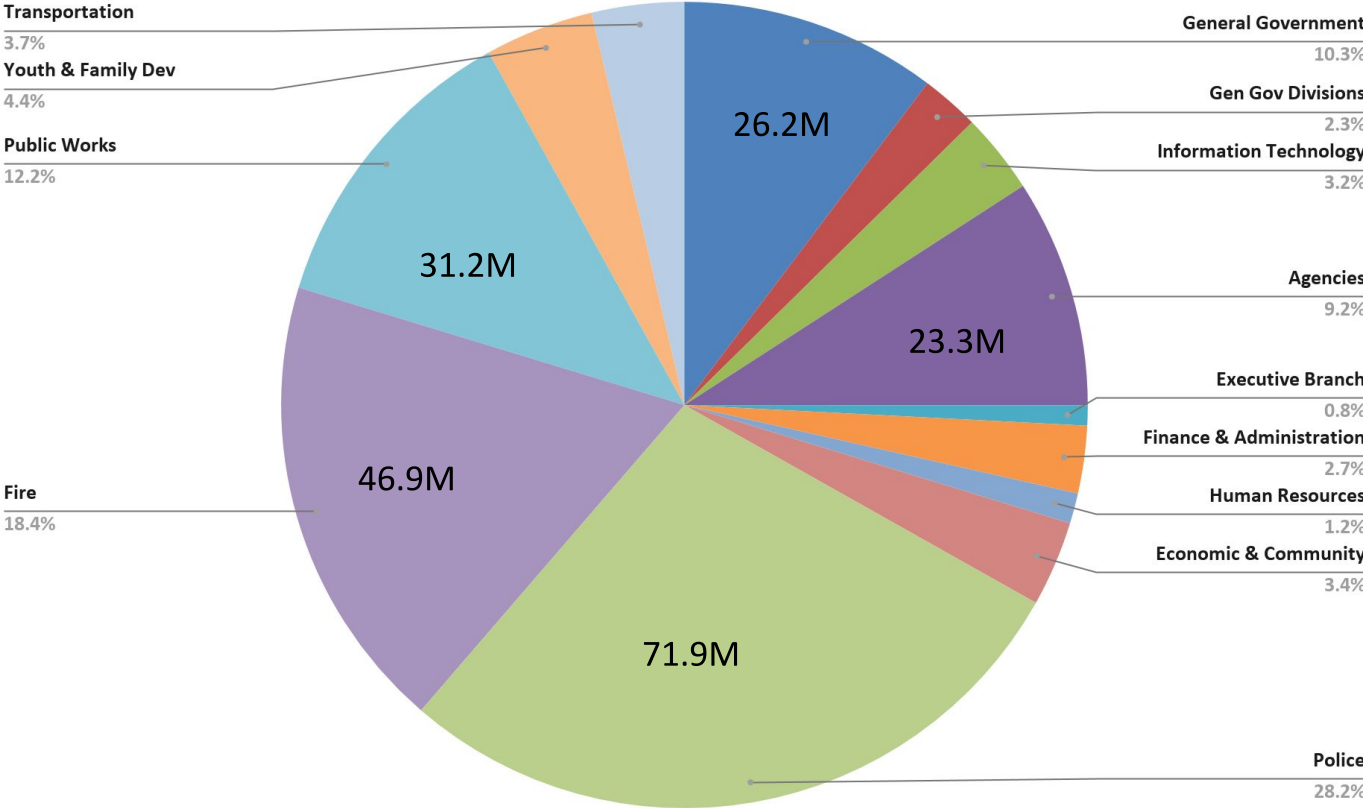


Other Expenses

- Travel \$288,853
- Materials & Supplies \$2,373,869
- Insurance, Claims \$765,199
- Capital Outlay \$751,000
- Capital Assets \$395,000

Salaries	Fringe Benefits	Services	Materials & Supplies	Vehicle Operating	Insurance, Claims, Damages	Capital Outlay	Other Expenses	Other Financing Uses	Capital Reserves	Total
84,392,590	69,326,923	39,144,446	2,344,069	10,073,573	764,899	750,000	17,341,564	31,241,936	4,000,000	259,380,000

FY21 Expenditures by Organization (In Millions)

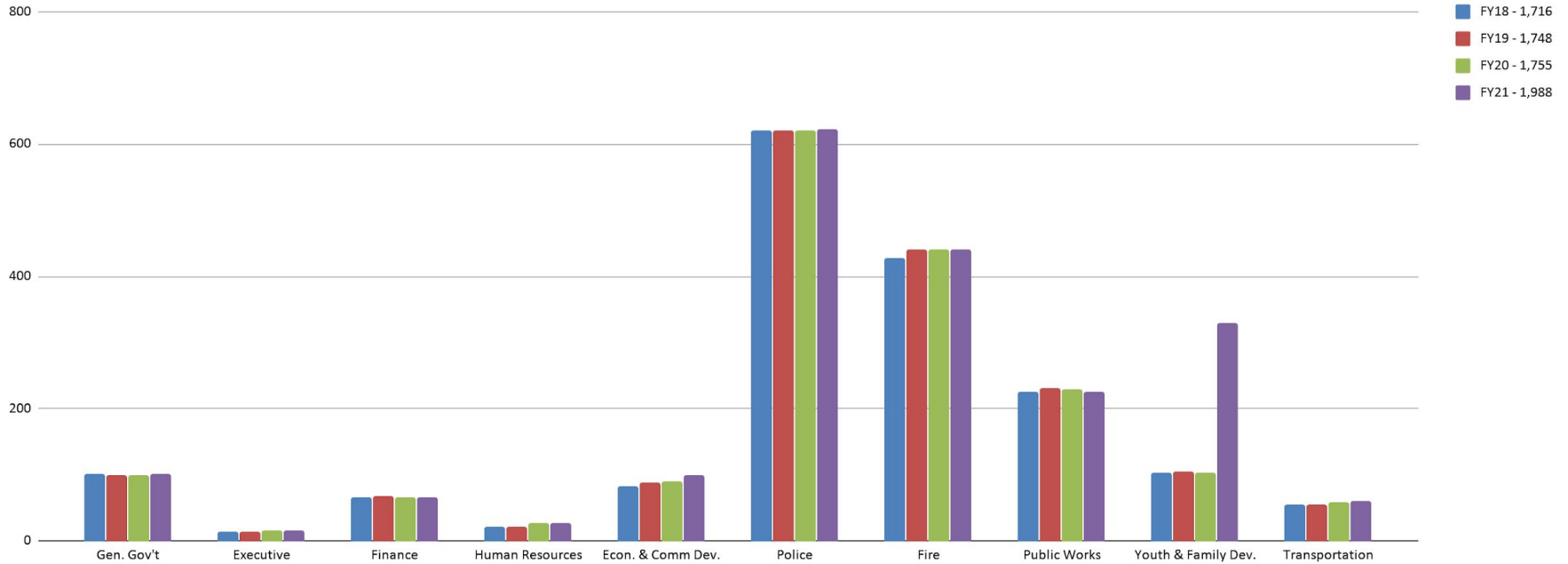


FY21 Expenditure Summary

	Actual FY16	Actual FY17	Actual FY18	Actual FY19	Budget FY20	Projected FY20	Proposed FY21	FY21 Proposed v FY20 Budget	% change
General Fund									
.Personnel Expenses									
600000 - Salaries Parent (601000-609999)	73,929,413	74,917,570	78,206,797	80,920,254	88,629,178	85,811,015	84,392,590	(4,236,588)	-4.78%
610000 - Fringe Benefits Parent (611000-619999)	45,138,653	46,753,851	56,488,783	60,245,969	66,512,022	63,572,001	69,326,923	2,814,901	4.23%
.Personnel Expenses Total	119,068,066	121,671,421	134,695,580	141,166,223	155,141,200	149,383,016	153,719,514	(1,421,687)	-0.92%
Operating Expenses									
700000 - Services Parent (701000-709999)	32,552,241	36,707,134	37,023,802	39,155,283	39,021,265	41,925,566	39,144,446	123,181	0.32%
710000 - Materials & Supplies Parent (711000-719999)	2,210,990	3,158,421	2,919,396	3,949,832	2,612,564	2,918,500	2,344,069	(268,495)	-10.28%
720000 - Travel Expense Parent (721000-729999)	315,910	318,459	304,102	439,479	307,597	348,661	286,003	(21,594)	-7.02%
730000 - Vehicle Operating Expense Parent (731000-739999)	12,154,510	12,366,454	11,845,388	12,219,453	12,850,294	10,758,471	10,073,573	(2,776,721)	-21.61%
740000 - Insurance, Claims, Damages Parent (741000-749999)	1,233,749	2,171,391	2,207,902	1,113,560	847,700	820,075	764,899	(82,801)	-9.77%
760000 - Capital Assets Parent (761000-769999)	377,289	918,696	1,238,570	812,216	401,000	1,278,995	395,000	(6,000)	-1.50%
770000 - Capital Outlay Parent (771000-779999)	1,050,101	1,500,804	1,422,426	1,049,534	1,160,947	1,416,828	750,000	(410,947)	-35.40%
780000 - Other Expenses Parent (781000-789999)	12,240,620	13,464,735	14,095,837	15,103,194	17,130,293	17,072,925	16,660,561	(469,732)	-2.74%
810000 - Other Financing Uses Parent (811000-819999)	-	-	-	-	-	-	-	-	0.00%
Operating Expenses Total	62,135,410	70,606,094	71,057,423	73,842,551	74,331,660	76,540,022	70,418,551	(3,913,109)	-5.26%
Transfers	34,146,694	34,814,762	38,051,083	49,769,610	34,334,140	40,077,411	31,241,936	(3,092,204)	-9.01%
General Fund Total	215,350,169	227,092,276	243,804,085	264,778,384	263,807,000	266,000,449	255,380,000	(8,427,000)	-3.19%

4 Year Personnel Chart

1,988 General Fund Budgeted Positions



	FY 2018	FY 2019	FY 2020	FY 2021		FY 2018	FY 2019	FY 2020	FY 2021
Gen. Gov't	101	100	100	101	Police	620	620	621	622
Executive	14	15	16	16	Fire	427	441	441	441
Finance	66	68	66	66	Public Works	226	232	230	226
Human Resources	21	21	27	27	Youth & Family Dev	104	106	104	329
Econ. & Comm Dev	82	89	91	99	Transportation	55	56	58	61

New Positions By Department

Department	#	Position Name	Explanation
City Attorney	1	Administrative Support Specialist	Reclassified Part-Time to Full-Time.
Human Resources	1	Recruiting Coordinator	Reclassified Part-Time to Full-Time.
Youth & Family Development	2	Seasonal Custodian Temp Art Assistant Temp	Reclassified Part-Time to Full-Time.
TOTAL	4		

5 Year Actual Account Summary

	Actual FY15	Actual FY16	Actual FY17	Actual FY18	Actual FY19	Budget FY20	Projected FY20	Proposed FY21	FY21 Proposed v FY20 Budget	% change
General Fund										
.Personnel Expenses										
600000 - Salaries Parent (601000-609999)	73,743,026	73,929,413	74,917,570	78,206,797	80,920,253	88,329,178	85,811,015	84,392,590	(3,936,588)	-4.46%
610000 - Fringe Benefits Parent (611000-619999)	42,616,343	45,138,653	46,753,851	56,488,783	60,245,988	66,812,022	63,572,001	69,326,923	2,514,901	3.76%
.Personnel Expenses Total	116,359,369	119,068,066	121,671,421	134,695,580	141,166,241	155,141,200	149,383,016	153,719,514	(1,421,687)	-0.92%
Operating Expenses										
700000 - Services Parent (701000-709999)	31,781,531	32,552,241	36,707,134	37,023,802	39,155,581	39,481,265	41,925,566	39,144,446	(336,819)	-0.85%
710000 - Materials & Supplies Parent (711000-719999)	2,567,729	2,210,990	3,158,421	2,919,396	3,949,831	2,612,564	2,918,500	2,344,069	(268,495)	-10.28%
720000 - Travel Expense Parent (721000-729999)	275,995	315,910	318,459	304,102	439,514	307,597	348,661	286,003	(21,594)	-7.02%
730000 - Vehicle Operating Expense Parent (731000-739999)	12,559,290	12,154,510	12,366,454	11,845,388	12,219,453	12,850,294	10,758,471	10,073,573	(2,776,721)	-21.61%
740000 - Insurance, Claims, Damages Parent (741000-749999)	1,735,748	1,233,749	2,171,391	2,207,902	1,113,560	847,700	820,075	764,899	(82,801)	-9.77%
760000 - Capital Assets Parent (761000-769999)	445,463	377,289	918,696	1,238,570	812,216	401,000	1,278,995	395,000	(6,000)	-1.50%
770000 - Capital Outlay Parent (771000-779999)	742,894	1,050,101	1,500,804	1,422,426	1,049,534	1,160,947	1,416,828	750,000	(410,947)	-35.40%
780000 - Other Expenses Parent (781000-789999)	13,693,443	12,240,620	13,464,735	14,095,837	15,103,194	17,170,293	17,072,925	16,660,561	(509,732)	-2.97%
810000 - Other Financing Uses Parent (811000-819999)					-	2,369,383	-	-	(2,369,383)	-100.00%
Operating Expenses Total	63,802,093	62,135,410	70,606,094	71,057,423	73,842,883	77,201,043	76,540,021	70,418,550	(6,782,492)	-8.79%
Transfers	34,004,187	34,146,694	34,814,762	38,051,083	38,353,790	31,464,757	40,077,411	31,241,936	(222,821)	-0.71%
General Fund Total	214,165,649	215,350,169	227,092,276	243,804,086	253,362,914	263,807,000	266,000,449	255,380,000	(8,427,000)	-3.19%
Plus: Capital from Reserves	20,552,945	8,968,728	1,859,202	9,981,000	11,415,820	6,000,000	6,000,000	4,000,000	(18,722,375)	-312.04%
General Fund including capital from Reserves	234,718,594	224,318,897	228,951,478	253,785,086	264,778,734	269,807,000	272,000,449	259,380,000	(10,427,000)	-3.86%

FY21 Revenue & Expenditure Major Increases

Account Description	Actual FY19	Budget FY20	FY20 Projected	Proposed FY21	Major Variance			Percent Change		
					FY20 Projected vs FY19 Actual	FY21 vs. FY20 Budget	FY21 vs. FY20 Projected	FY20 Projected vs FY19 Act	FY21 vs FY20 Budget	FY21 vs FY20 Projected
Current Property Taxes	130,783,317	132,800,000	132,963,133	132,800,000	2,179,816	-	(163,133)	1.7%	0.0%	-0.1%
Delinquent Property Tax	4,154,593	4,632,412	3,848,223	4,086,200	(306,370)	(546,212)	237,977	-7.4%	-11.8%	6.2%
Franchise Tax - Chatt Gas	2,034,775	2,219,600	1,944,222	2,000,000	(90,553)	(219,600)	55,778	-4.5%	-9.9%	2.9%
Franchise Tax - EPB Fiber Optic	1,554,512	1,603,500	1,511,880	1,500,000	(42,632)	(103,500)	(11,880)	-2.7%	-6.5%	-0.8%
Gross Receipts Tax	6,005,459	5,966,600	5,837,756	5,900,000	(167,703)	(66,600)	62,244	-2.8%	-1.1%	1.1%
Corporate Excise Tax -Intg.Prop.	247,385	360,300	563,522	250,000	316,137	(110,300)	(313,522)	127.8%	-30.6%	-55.6%
Building Permits	1,874,936	1,747,700	1,647,700	1,500,000	(227,236)	(247,700)	(147,700)	-12.1%	-14.2%	-9.0%
Plumbing Examiners Fees	46,240	172,400	21,000	46,000	(25,240)	(126,400)	25,000	-54.6%	-73.3%	119.0%
Plan Checking Fee	388,164	376,900	253,046	259,000	(135,118)	(117,900)	5,954	-34.8%	-31.3%	2.4%
State Sales Tax	14,836,056	14,821,700	15,078,589	14,100,000	242,533	(721,700)	(978,589)	1.6%	-4.9%	-6.5%
State Income Tax	1,902,862	1,100,000		1,200,000	(1,902,862)	100,000	1,200,000	-100.0%	9.1%	0.0%
Local Option Sales Tax	51,528,837	52,254,300	51,520,308	47,015,756	(8,529)	(5,238,544)	(4,504,552)	0.0%	-10.0%	-8.7%
Clerk's Fee	646,907	665,400	480,235	550,000	(166,672)	(115,400)	69,765	-25.8%	-17.3%	14.5%
YFD Facility Rents	862,042	823,500	588,573	653,300	(273,469)	(170,200)	64,727	-31.7%	-20.7%	11.0%
Interest Earned	3,385,315	3,075,625	2,892,879	1,800,800	(492,436)	(1,274,825)	(1,092,079)	-14.5%	-41.4%	-37.8%
Sale of Back Tax Lots	470,795	290,000	165,000	161,700	(305,795)	(128,300)	(3,300)	-65.0%	-44.2%	-2.0%
Major Revenue Reductions	89,938,878	90,109,937	86,352,933	81,022,756	(3,585,945)	(9,087,181)	(5,330,177)	-4.0%	-10.1%	-6.2%
EPB Transfer	7,347,051	7,618,149	7,618,149	7,770,500	271,098	152,351	152,351	3.7%	2.0%	2.0%
Other Pilots	4,505,989	4,028,900	4,796,640	4,467,600	290,651	438,700	(329,040)	6.5%	10.9%	-6.9%
Electrical Examiners Fees	193,100	71,300	26,000	180,000	(167,100)	108,700	154,000	-86.5%	152.5%	592.3%
State - Specialized Training	504,000	535,000	666,400	740,000	162,400	205,000	73,600	32.2%	38.3%	11.0%
Major Revenue Increases	12,550,140	12,253,349	13,107,189	13,158,100	557,049	904,751	50,911	4.4%	7.4%	0.4%
Impact of Major Rev. Chgs	102,489,018	102,363,286	99,460,122	94,180,856	(3,028,896)	(8,182,430)	(5,279,266)	-3.0%	-8.0%	-5.3%

FY21 Revenue & Expenditure Major Changes

PAK G 5/08/20					Major Variance			Percent Change		
Account Description	Actual FY19	Budget FY20	FY20 Projected	Proposed FY21	FY20 Projected vs FY19 Actual	FY21 vs. FY20 Budget	FY21 vs. FY20 Projected	FY20 Projected vs FY19 Act	FY21 vs FY20 Budget	FY21 vs FY20 Projected
Operations Proposed Budget										
Salaries & Wages	80,920,253	88,629,178	85,811,015	84,392,590	4,890,762	(4,236,588)	(1,418,425)	6.0%	-4.8%	-1.7%
Fringe Benefits	60,245,988	66,512,022	63,572,001	69,326,923	3,326,013	2,814,901	5,754,922	5.5%	4.2%	9.1%
Services	39,155,581	39,021,265	41,925,566	39,144,446	2,769,985	123,181	(2,781,120)	7.1%	0.3%	-6.6%
Materials & Supplies	3,949,831	2,612,564	2,918,500	2,344,069	(1,031,331)	(268,495)	(574,431)	-26.1%	-10.3%	-19.7%
Travel Expense	439,514	307,597	348,661	286,003	(90,853)	(21,594)	(62,658)	-20.7%	-7.0%	-18.0%
Vehicle Operating Expense	12,219,453	12,850,294	10,758,471	10,073,573	(1,460,982)	(2,776,721)	(684,898)	-12.0%	-21.6%	-6.4%
Insurance, Claims, Damages	1,113,560	847,700	820,075	764,899	(293,485)	(82,801)	(55,176)	-26.4%	-9.8%	-6.7%
Capital Assets	812,216	401,000	1,278,995	395,000	466,779	(6,000)	(883,995)	57.5%	-1.5%	-69.1%
Capital Outlay	1,049,534	1,160,947	1,416,828	750,000	367,294	(410,947)	(666,828)	35.0%	-35.4%	-47.1%
External Appropriations	11,461,643	13,066,986	13,121,483	12,903,871	1,659,840	(163,115)	(217,612)	14.5%	-1.2%	-1.7%
Other Expenses	3,842,196	4,063,307	3,951,442	3,756,690	109,246	(306,617)	(194,752)	2.8%	-7.5%	-4.9%
Paving (CDOT)	2,124,852	2,124,852	2,227,269		102,417	(2,124,852)	(2,227,269)	4.8%	-100.0%	-100.0%
Other Financing Uses	36,228,938	32,209,288	37,850,142	31,241,936	1,621,204	(967,352)	(6,608,206)		-3.0%	-17.5%
Total Expenses	253,563,559	263,807,000	266,000,448	255,380,000	12,436,889	(8,427,000)	(10,620,448)	4.9%	-3.2%	-4.0%
Gap				0		0				
Adjusted Budget		263,807,000		255,380,000		(8,427,000)			-3.2%	
Current Gap Identified (Pak F - 5/6/20)				0						
Additional Cuts Needed				0						
Capital Reserves -General Fund										
Other Financing Uses	11,415,820	6,000,000	6,000,000	5,000,000	(5,415,820)	(1,000,000)	(1,000,000)	-47.4%	-16.7%	-16.7%
Total General Fund	264,979,379	269,807,000	272,000,448	260,380,000	7,021,069	(9,427,000)	(11,620,448)	2.6%	-3.5%	-4.3%

FY21 Revenue & Expenditure Major Changes

PAK G 5/08/20	Actual FY19	Budget FY20	FY20 Projected	Proposed FY21	Major Variance			Percent Change		
					FY20 Projected vs FY19 Actual	FY21 vs. FY20 Budget	FY21 vs. FY20 Projected	FY20 Projected vs FY19 Act	FY21 vs FY20 Budget	FY21 vs FY20 Projected
Employee Salaries & Wages (excluding benefits & Attrition)**	80,920,253	90,840,378	85,811,015	87,408,190	4,890,762	(3,432,188)	1,597,175	6.0%	-3.8%	1.9%
Attrition (Salary)	-	(2,211,200)	-	(3,015,600)	-	(804,400)	(3,015,600)		36.4%	
Attrition (Benefits)	-	(1,489,740)	-	(2,010,400)		(520,660)	(2,010,400)		34.9%	
Fire & Police Pension	19,558,661	21,269,241	21,169,721	23,204,372	1,611,060	1,935,131	2,034,651	8.2%	9.1%	9.6%
General Pension	6,665,621	7,807,198	7,386,796	8,379,530	721,175	572,332	992,734	10.8%	7.3%	13.4%
Hospitalization	14,901,187	19,015,638	15,254,744	18,940,253	353,557	(75,385)	3,685,509	2.4%	-0.4%	24.2%
Health Savings Accounts	1,586,434	1,504,125	1,717,097	1,683,668	130,663	179,543	(33,429)	8.2%	11.9%	-1.9%
On-Site Medical	1,755,131	1,883,640	1,762,259	2,159,405	7,128	275,765	397,146	0.4%	14.6%	22.5%
OPEB	12,309,103	12,950,301	12,686,538	13,397,508	377,435	447,207	710,970	3.1%	3.5%	5.6%
Other Fringe Benefits	3,469,851	3,571,619	3,594,846	3,572,587	124,995	968	(22,259)	3.6%	0.0%	-0.6%
Consultant Fees	370,148	427,224	663,734	283,730	293,586	(143,494)	(380,004)	79.3%	-33.6%	-57.3%
On-the-Job Injury Claims	2,615,405	1,375,000	1,859,980	1,199,000	(755,425)	(176,000)	(660,980)	-28.9%	-12.8%	-35.5%
Custodial Services	173,242	167,800	516,676	471,800	343,434	304,000	(44,876)	198.2%	181.2%	-8.7%
Grounds	140,154	156,500	114,138	58,333	(26,016)	(98,167)	(55,805)	-18.6%	-62.7%	-48.9%
Landscaping	45,055	37,000	55,135	215,125	10,080	178,125	159,990	22.4%	481.4%	290.2%
IT Maintenance	894,822	1,250,132	952,252	1,116,618	57,430	(133,514)	164,366	6.4%	-10.7%	17.3%
IT Maintenance-Licensing	1,154,781	981,532	1,451,222	1,193,511	296,441	211,979	(257,711)	25.7%	21.6%	-17.8%
IT Maintenance-Support Maintenanar	368,774	895,472	728,197	716,882	359,423	(178,590)	(11,315)	97.5%	-19.9%	-1.6%
Digital Connectivity	1,308,413	1,535,000	1,356,372	1,435,000	92,779	(100,000)	33,808	7.1%	-6.5%	2.4%
Electricity	1,818,355	1,873,596	1,746,835	1,746,240	(71,520)	(127,356)	(595)	-3.9%	-6.8%	0.0%
911 Emergency Services	4,983,894	5,117,426	5,117,426	5,203,423	133,532	85,997	85,997	2.7%	1.7%	1.7%
Animal Control Contracted Serv.	1,725,315	1,777,000	1,777,000	1,777,000	51,685	-	-	3.0%	0.0%	0.0%
Employment Agencies	422,103	90,350	202,188	237,060	(219,915)	146,710	34,872	-52.1%	162.4%	17.2%
Local Transportation	104,904	190,521	59,596	60,600	(45,308)	(129,921)	1,004	-43.2%	-68.2%	1.7%
Other Contracted Services	505,221	1,580,227	1,441,195	1,787,688	935,974	207,461	346,493	185.3%	13.1%	24.0%
Waste Disposal Fee	5,782,673	4,496,868	4,557,909	4,647,122	(1,224,764)	150,254	89,213	-21.2%	3.3%	2.0%

FY21 Revenue & Expenditure Major Changes

PAK G 5/08/20					Major Variance			Percent Change		
Account Description	Actual FY19	Budget FY20	FY20 Projected	Proposed FY21	FY20 Projected vs FY19 Actual	FY21 vs. FY20 Budget	FY21 vs. FY20 Projected	FY20 Projected vs FY19 Act	FY21 vs FY20 Budget	FY21 vs FY20 Projected
Fire Code Equipment	1,137,295	401,100	400,833	250,300	(736,462)	(150,800)	(150,533)	-64.8%	-37.6%	-37.6%
Recreational Supplies	158,422	48,218	92,878	185,500	(65,544)	137,282	92,622	-41.4%	284.7%	99.7%
Other Materials & Supplies	45,735	141,450	42,649	35,795	(3,086)	(105,655)	(6,854)	-6.7%	-74.7%	-16.1%
Fleet Lease	5,831,974	7,679,943	4,542,542	5,242,395	(1,289,432)	(2,437,548)	699,853	-22.1%	-31.7%	15.4%
Diesel Fuel and Gasoline	2,184,811	2,122,272	2,007,130	1,965,893	(177,681)	(156,379)	(41,237)	-8.1%	-7.4%	-2.1%
Vehicle Labor Parts & Supp	4,174,094	3,026,329	4,172,371	2,843,435	(1,723)	(182,894)	(1,328,936)	0.0%	-6.0%	-31.9%
Liability Insurance Premium	800,000	500,000	500,000	400,000	(300,000)	(100,000)	(100,000)	-37.5%	-20.0%	-20.0%
Firearms & Police Protection Eq.	108,719	49,200	349,910	-	241,191	(49,200)	(349,910)	221.8%	-100.0%	-100.0%
R&R	1,143,779	1,000,000	1,311,907	700,000	168,128	(300,000)	(611,907)	14.7%	-30.0%	-46.6%
Space Costs	500,579	582,253	401,393	539,567	(99,186)	(42,686)	138,174	-19.8%	-7.3%	34.4%
Allocation of Mixed Drink Tax	1,901,716	1,919,100	1,986,702	1,930,000	84,986	10,900	(56,702)	4.5%	0.6%	-2.9%
Water Quality Mgmt Fees	531,142	576,458	576,458	632,741	45,316	56,283	56,283	8.5%	9.8%	9.8%
Technology Cost	727,598	785,803	806,514	500,274	78,916	(285,529)	(306,240)	10.8%	-36.3%	-38.0%
Program Expense	49,451	68,940	46,329	67,600	(3,122)	(1,340)	21,271	-6.3%	-1.9%	45.9%
External Appropriations	11,461,643	13,066,986	13,121,483	12,903,871	1,659,840	(163,115)	(217,612)	14.5%	-1.2%	-1.7%
Debt Service	24,812,512	21,064,910	21,064,910	20,417,289	(3,747,602)	(647,621)	(647,621)	-15.1%	-3.1%	-3.1%
Transfer to Quasi Agencies	10,153,851	10,479,426	10,479,426	10,479,426	325,575	-	-	3.2%	0.0%	0.0%
CDOT Transfer to Paving Capital	2,124,852	2,124,852	2,124,852	-	-	(2,124,852)	(2,124,852)	0.0%	-100.0%	-100.0%
Other Transfers	512,575	664,952	408,225	-	(104,350)	(664,952)	(408,225)	-20.4%	-100.0%	-100.0%
Total Major Operations Changes	231,940,248	243,395,040	236,419,383	234,962,731	4,523,955	(8,432,309)	(1,501,472)	2.0%	-3.5%	-0.6%

SAFER STREETS | GROWING ECONOMY | STRONGER NEIGHBORHOODS
HIGH PERFORMING GOVERNMENT | SMARTER STUDENTS, STRONGER FAMILIES

FY 2021 Budget City Council

Chip Henderson – Council Chair
Ken Smith – Council Vice Chair



Our mission is to break down the barriers that prevent people from living the lives they want in our community.

City Council Department

Mission Statement:

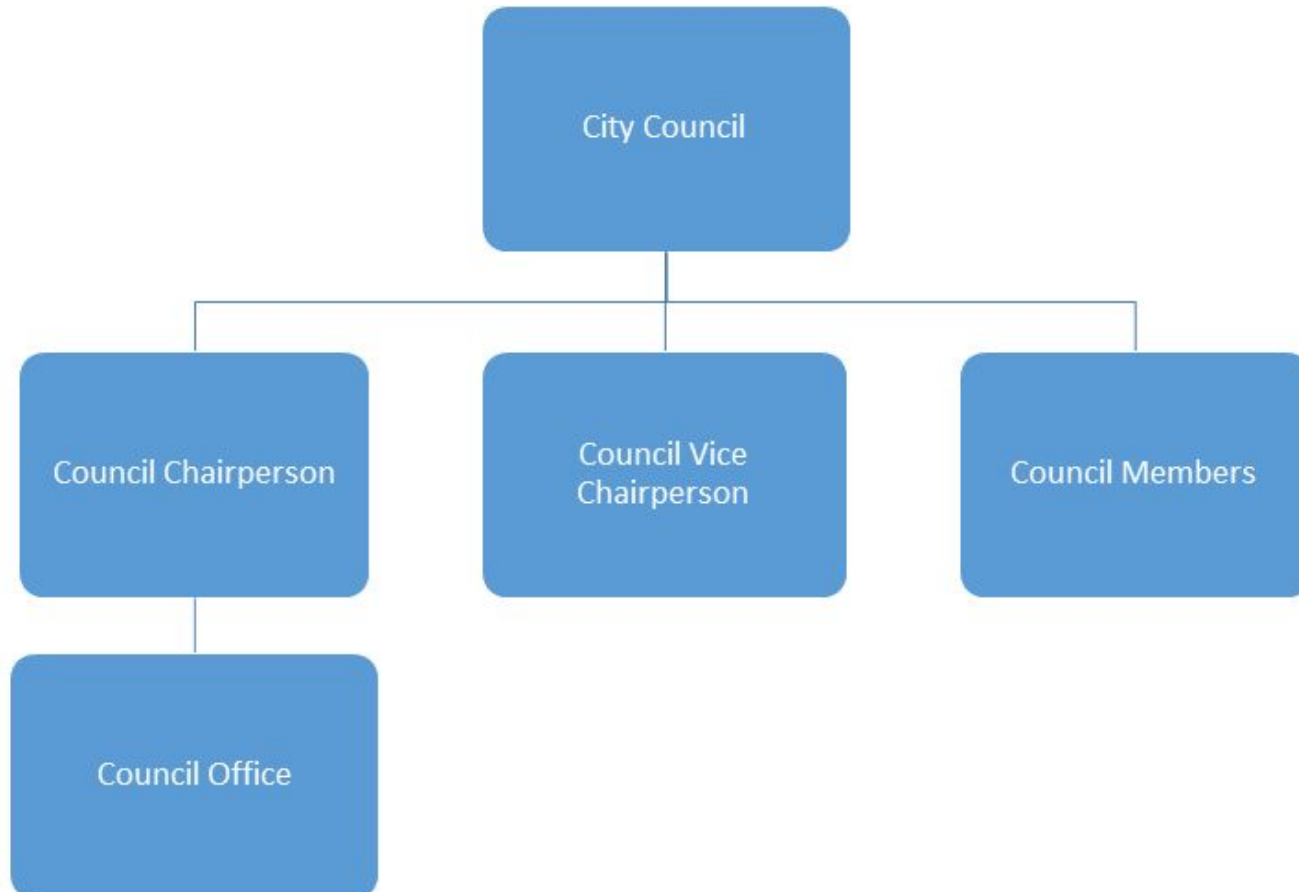
To promote an ethical, inclusive environment that enhances and sustains the well-being of all the people by encouraging citizen input and participation at all levels of City government.



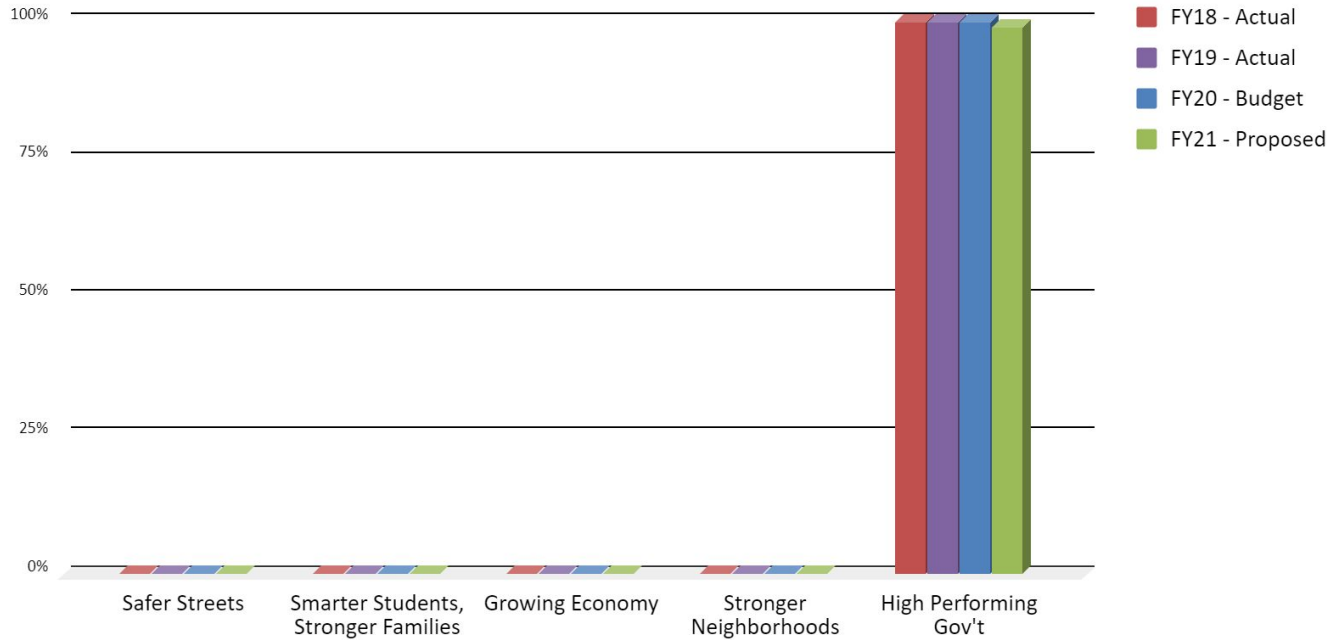
Goals & Objectives

- PUBLIC SAFETY: To make Chattanooga a safer community in which to live, work and play.
- PLANNING AND ZONING: To make property decisions that ensure the best use intent for the city and its residents, while maintaining a focus on reasonable outcomes.
- ECONOMIC AND COMMUNITY DEVELOPMENT: To promote economic empowerment and community stability while stimulating a vibrant economy.
- PUBLIC WORKS AND TRANSPORTATION: To provide for sufficient and well-maintained infrastructure.
- YOUTH AND FAMILY DEVELOPMENT: To provide educational, recreational, career development, leadership and social service opportunities that in turn create smarter students and stronger families.
- HUMAN RESOURCES AND PERSONNEL: To recognize that our City employees are our greatest asset and to promote their fair and equitable treatment.
- BUDGET AND FINANCE: To ensure an annual budget that reflects the administrative and the legislative goals for the City of Chattanooga and its residents.

Organization Chart



4 Year Results Area Allocation



	FY18 - Actual	FY18 - Actual %	FY19 - Actual	FY19 - Actual %	FY20 - Budget	FY20 - Budget %	FY21 - Proposed	FY21 - Proposed %
Safer Streets	-	-	-	-	-	-	-	-
Smarter Students, Stronger Families	-	-	-	-	-	-	-	-
Growing Economy	-	-	-	-	-	-	-	-
Stronger Neighborhoods	-	-	-	-	-	-	-	-
High Performing Gov't	639,910	100	819,851	100	839,680	100	831,784	100
TOTAL	639,910	100	819,851	100	839,680	100	831,784	100

Department Offer by Results Area

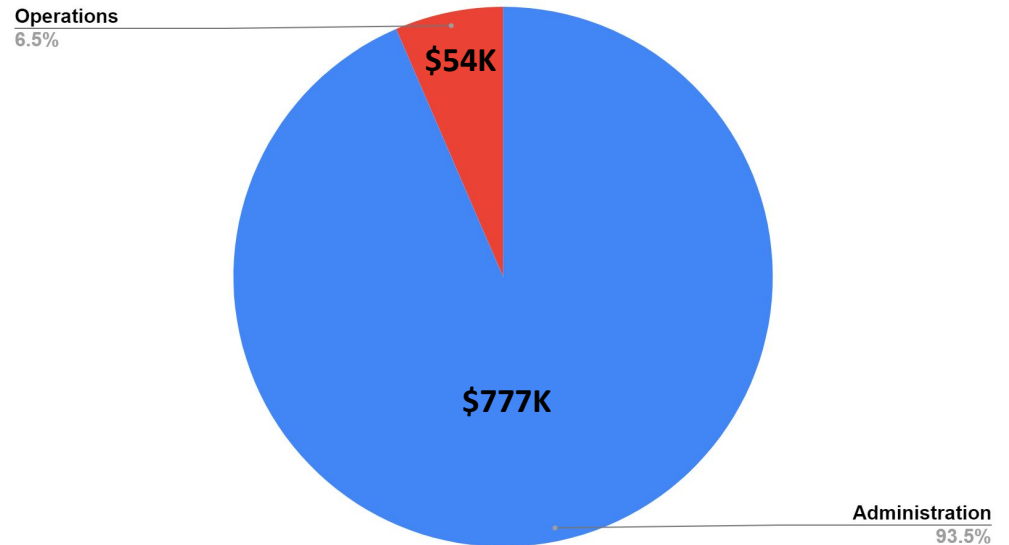
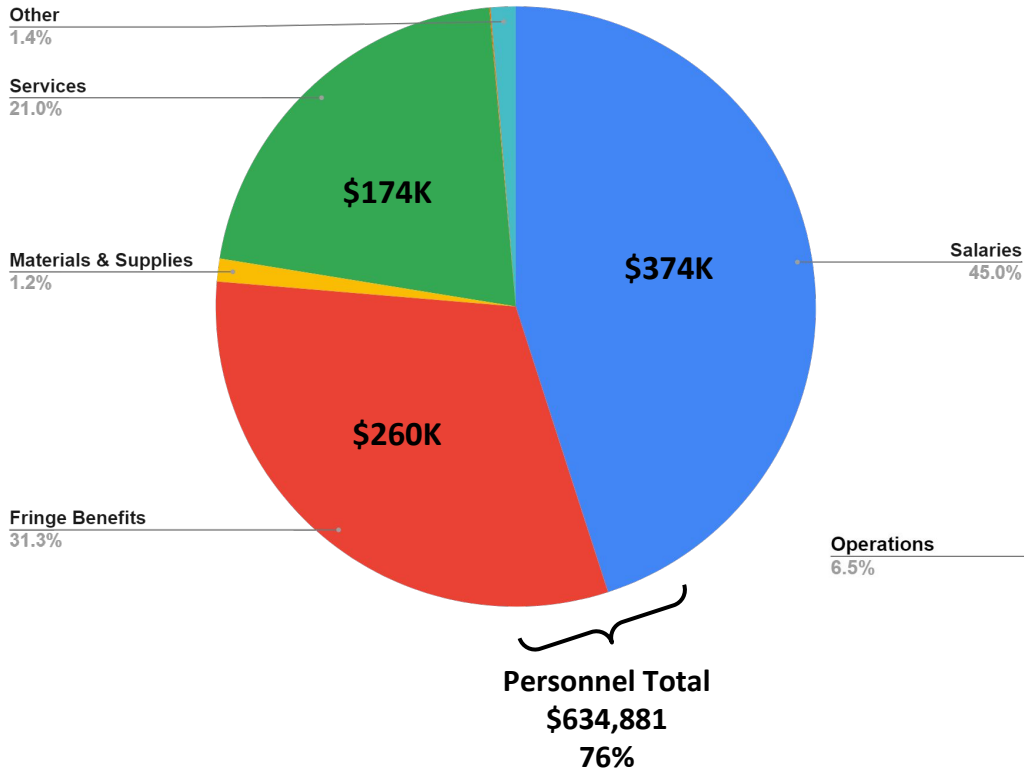
Row Labels	Actual FY19	Budget FY20	Proposed FY21	Inc (Dec) Proposed vs. Budget	% Change
1100					
H - HIGH PERFORMING GOVERNMENT					
A1 - City Council					
Chattanooga City Council	685,747	839,680	831,784	(7,896)	-0.94%
A1 - City Council Total	685,747	839,680	831,784	(7,896)	-0.94%
H - HIGH PERFORMING GOVERNMENT Total	685,747	839,680	831,784	(7,896)	-0.94%
1100 Total	685,747	839,680	831,784	(7,896)	-0.94%
Grand Total	685,747	839,680	831,784	(7,896)	-0.94%

Significant Changes From Previous Year

Council Expenses:

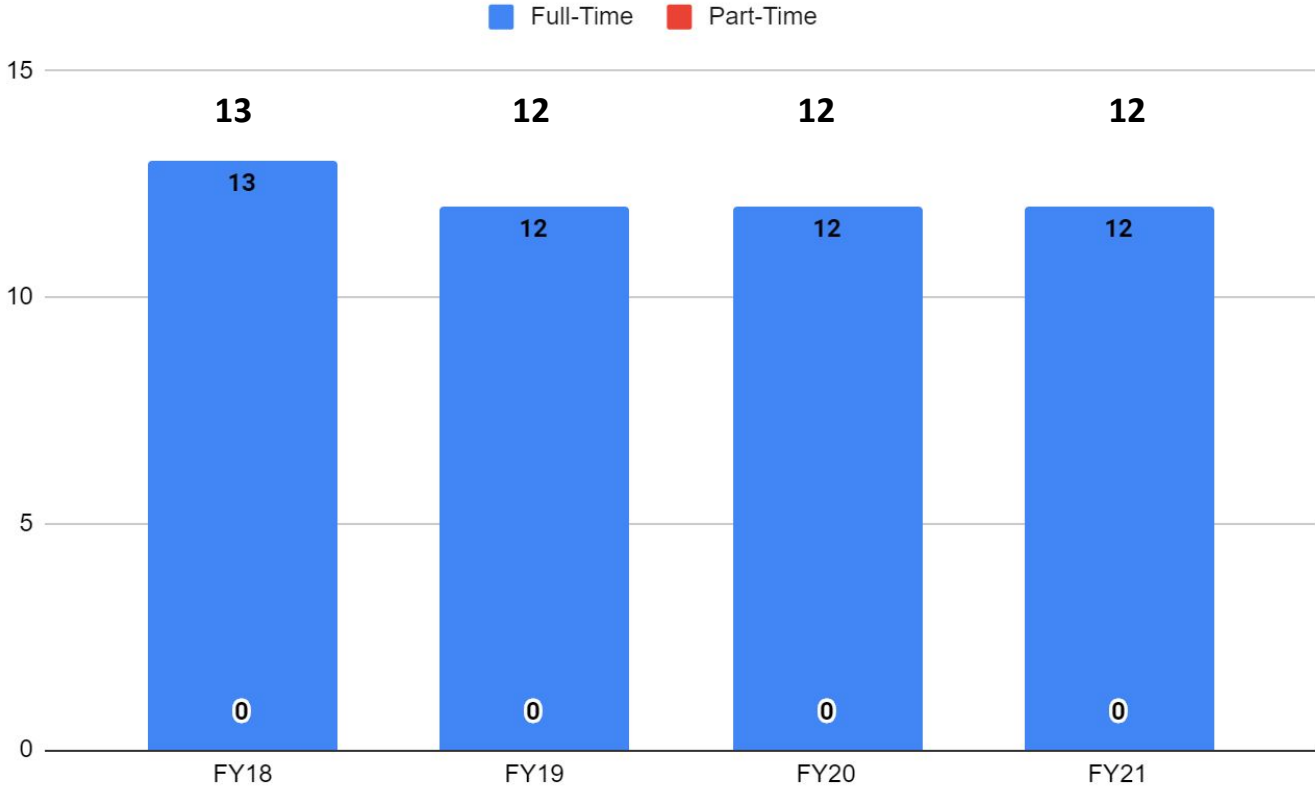
- Overall decrease of \$7,896 (-0.94%).
- Reduction of \$17,497 in FY21 from “Other Equipment Under \$5,000” account, offset by increase in other operations and personnel.

FY21 Expenditures (In Thousands)



FY20	\$839,680
FY21	\$831,784
Inc/(Dec)	(\$7,896)
Chg	-0.94%

Budgeted Personnel 4 –Year Comparison



5 Year Account Summary & Highlight Analysis

	Actual FY17	Actual FY18	Actual FY19	Budget FY20	MBA Projection FY20	Proposed FY21	FY21 Proposed vs Budget	% Change
A1 - City Council								
Peronnel Expenses								
600000 - Salaries Parent (601000-609999)	346,307	345,574	341,811	372,534	361,223	374,482	1,948	0.52%
610000 - Fringe Benefits Parent (611000-619999)	198,589	225,058	227,742	254,909	244,127	260,399	5,490	2.15%
Personnel Expenses Total	544,896	570,632	569,553	627,443	605,350	634,881	7,438	1.19%
Operating Expenses								
700000 - Services Parent (701000-709999)	40,056	45,197	38,337	171,085	156,971	174,900	3,815	2.23%
710000 - Materials & Supplies Parent (711000-719999)	15,575	12,206	24,932	9,835	13,738	10,235	400	4.07%
720000 - Travel Expense Parent (721000-729999)	10,476	5,327	10,956	2,800	6,064	2,800	-	0.00%
730000 - Vehicle Operating Expense Parent (731000-739999)	403	708	331	500	212	500	-	0.00%
740000 - Insurance, Claims, Damages Parent (741000-749999)	1,244	100	-	-	-	-	-	-
760000 - Capital Assets Parent (761000-769999)	76,758	-	-	-	-	-	-	-
770000 - Capital Outlay Parent (771000-779999)	10,292	838	35,918	17,497	305	-	-	0.00%
780000 - Other Expenses Parent (781000-789999)	10,353	4,902	5,720	10,520	5,624	8,468	(2,052)	-19.51%
Operating Expenses Total	165,157	69,278		212,237	182,914	196,903	-15,334	-7.22%
Operating Expenses Total	165,157	69,278	116,194	212,237	182,914	196,903	-15,334	-7.22%
A1 - City Council Total	710,053	639,910	685,747	839,680	788,264	831,784	-7,896	-0.94%

Salaries & Benefits \$7,438

- Salaries increase of \$1,948 (0.52%)
- Fringe Benefits increase of \$5,490 (2.15%)
- No new positions

Operations (\$15,334)

- Major decrease in Operations comes from the \$17,497 decrease in Capital Outlay.
- Overall Operations decreased \$15,334

SAFER STREETS | GROWING ECONOMY | STRONGER NEIGHBORHOODS
HIGH PERFORMING GOVERNMENT | SMARTER STUDENTS, STRONGER FAMILIES

FY 2021 Budget Judges

Russell Bean- City Court Judge
Sherry Paty - City Court Judge



Our mission is to break down the barriers that prevent people from living the lives they want in our community.


Judges Department

Mission Statement:

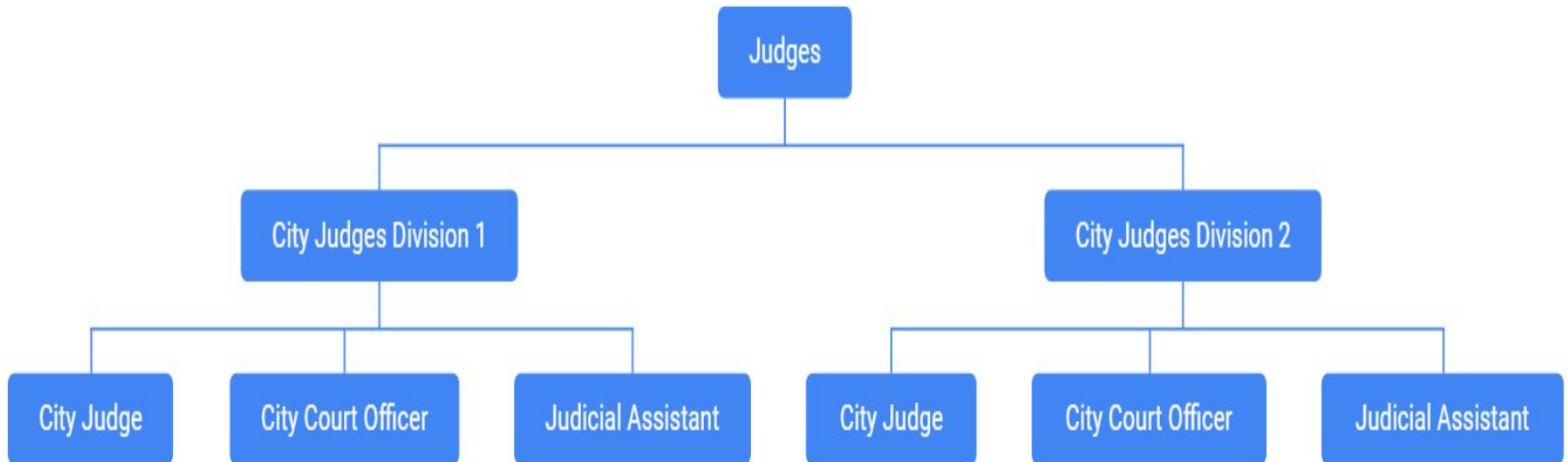
- To serve the City of Chattanooga, to hear violations and to administer justice in a fair, impartial and timely manner.

Goals & Objectives

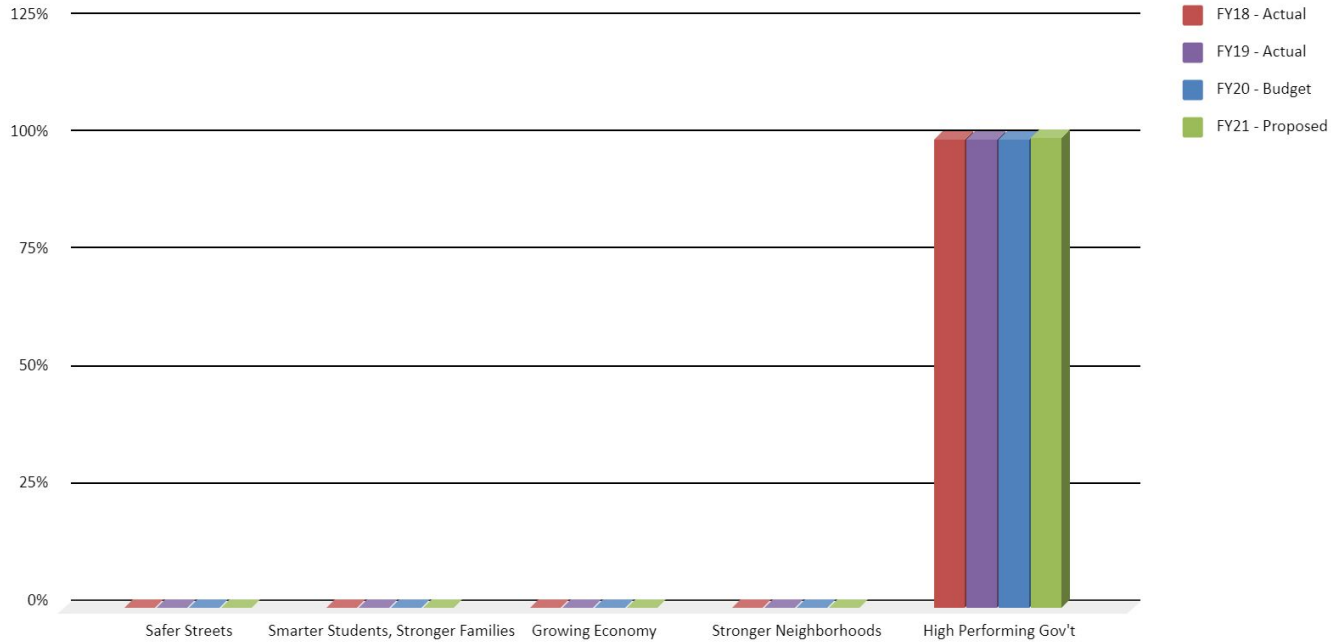
- Enforce all laws pertaining to City ordinances and to support the city in legal disputes in which the city is involved.
- Hear 100% of cases reported to be in violation of any city ordinance and applicable traffic violations.



Organization Chart



4 Year Results Area Allocation



	FY18 - Actual	FY18 - Actual %	FY19 - Actual	FY19 - Actual %	FY20 - Budget	FY20 - Budget %	FY21 - Proposed	FY21 - Proposed %
Safer Streets	-	-	-	-	-	-	-	-
Smarter Students, Stronger Families	-	-	-	-	-	-	-	-
Growing Economy	-	-	-	-	-	-	-	-
Stronger Neighborhoods	-	-	-	-	-	-	-	-
High Performing Gov't	965,202	100	1,066,555	100	1,059,075	100	1,073,479	100
TOTAL	965,202	100	1,066,555	100	1,059,075	100	1,073,479	100

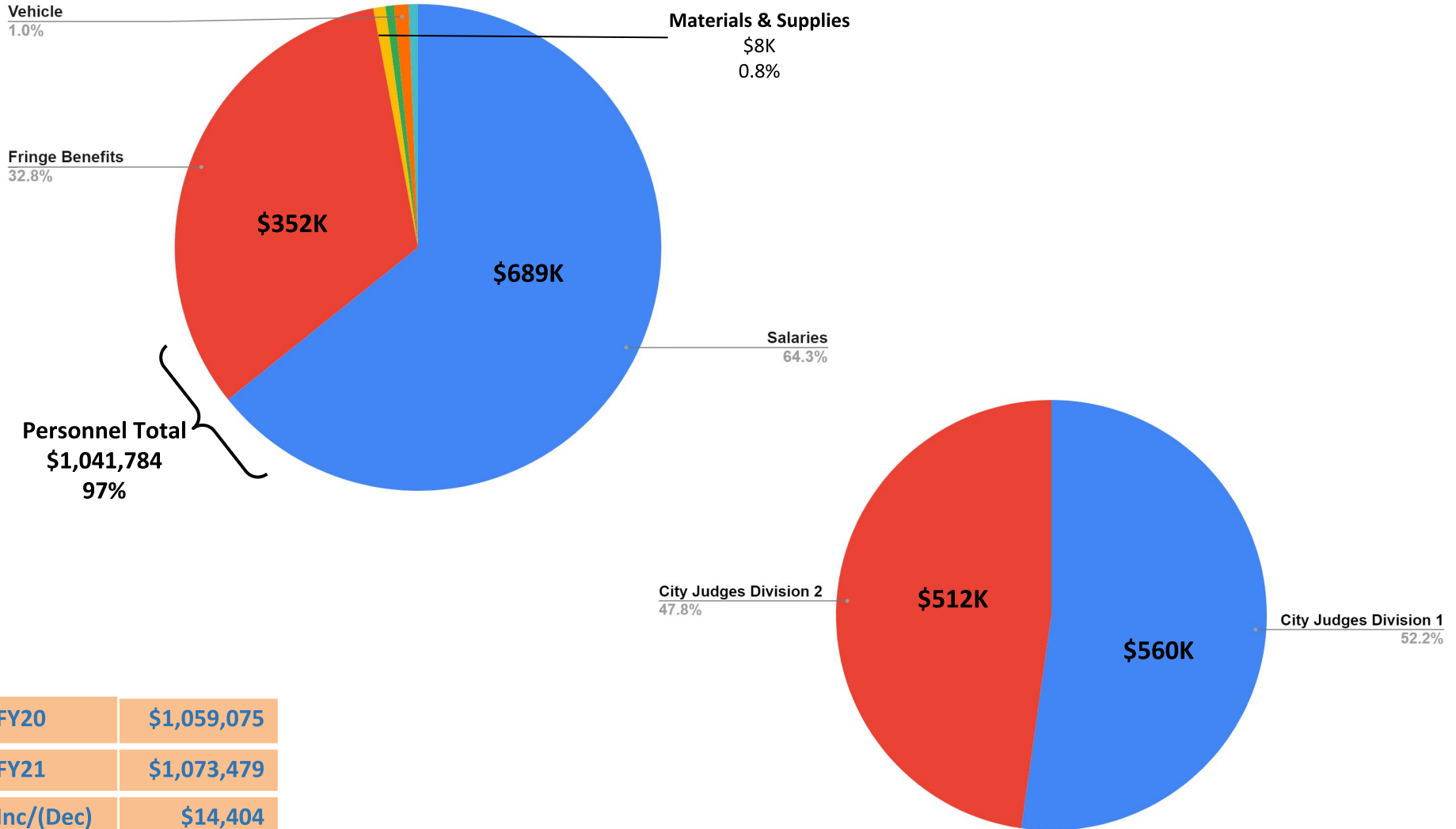
Department Offer by Results Area

Row Labels	Actual FY19	Budget FY20	Proposed FY21	Inc (Dec) Proposed vs. Budget	% Change
1100					
H - HIGH PERFORMING GOVERNMENT					
A2 - Judges					
Judicial Operations	1,008,307	1,059,075	1,073,479	14,404	1.36%
A2 - Judges Total	1,008,307	1,059,075	1,073,479	14,404	1.36%
H - HIGH PERFORMING GOVERNMENT Total	1,008,307	1,059,075	1,073,479	14,404	1.36%
1100 Total	1,008,307	1,059,075	1,073,479	14,404	1.36%
Grand Total	1,008,307	1,059,075	1,073,479	14,404	1.36%

Significant Changes From Previous Year

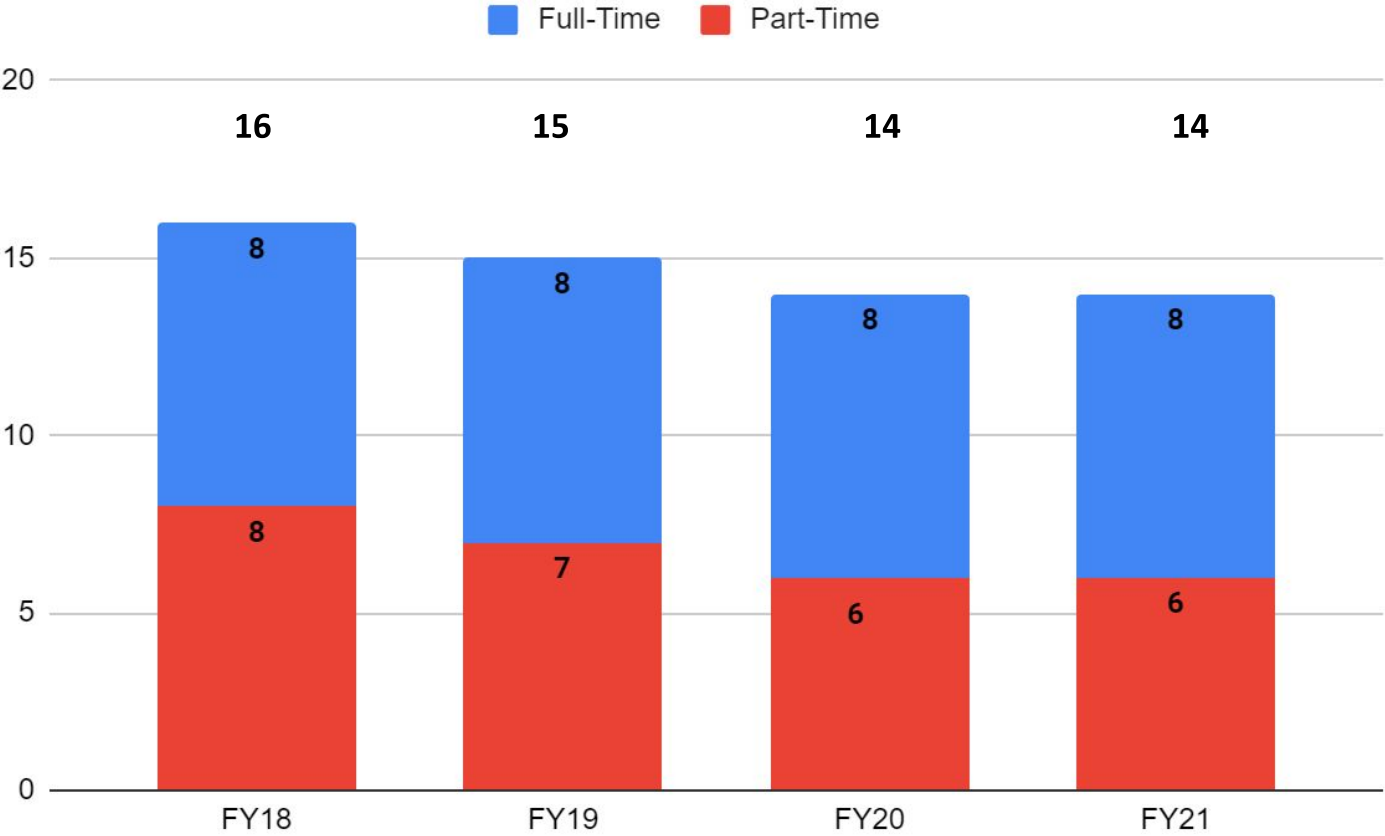
- Pursuant to the amended Supreme Court Order entered on March 25, 2020, in person Court has been suspended through April 30, 2020.
- Allowing online payments and waiving appearances on cases where previously required.
- Reduction in travel in FY21 (decrease of \$2,640, -43.60%).

FY21 Expenditures (In Thousands)



FY20	\$1,059,075
FY21	\$1,073,479
Inc/(Dec)	\$14,404
Chg	1.36%

Budgeted Personnel 4 –Year Comparison



5 Year Account Summary

	Actual FY17	Actual FY18	Actual FY19	Budget FY20	MBA Projection FY20	Proposed FY21	FY21 Proposed vs Budget FY20	% Change
A2 - Judges								
Peronnel Expenses								
600000 - Salaries Parent (601000-609999)	629,938	642,004	660,202	677,831	661,963	689,761	11,930	1.76%
610000 - Fringe Benefits Parent (611000-619999)	252,082	294,708	319,936	342,142	333,255	352,023	9,881	2.89%
Personnel Expenses Total	882,020	936,712	980,138	1,019,973	995,218	1,041,784	21,811	2.14%
Operating Expenses								
700000 - Services Parent (701000-709999)	6,230	5,602	5,414	6,507	6,160	6,157	(350)	-5.38%
710000 - Materials & Supplies Parent (711000-719999)	6,529	5,567	5,857	8,816	8,452	8,591	(225)	-2.55%
720000 - Travel Expense Parent (721000-729999)	-477	422	2,757	6,055	6,459	3,415	(2,640)	-43.60%
730000 - Vehicle Operating Expense Parent (731000-739999)	11,526	13,360	10,461	13,150	13,194	10,320	(2,830)	-21.52%
740000 - Insurance, Claims, Damages Parent (741000-749999)	145	-	-	500	500	500	-	0.00%
760000 - Capital Assets Parent (761000-769999)	-	-	-	-	-	-	-	-
770000 - Capital Outlay Parent (771000-779999)	-	363	-	-	-	-	-	-
780000 - Other Expenses Parent (781000-789999)	3,242	3,176	3,680	4,074	4,016	2,712	(1,362)	-33.43%
Operating Expenses Total	27,195	28,490	28,169	39,102	38,781	31,695	-7,407	-18.94%
Operating Expenses Total	27,195	28,490	28,169	39,102	38,781	31,695	-7,407	-18.94%
A2 - Judges Total	909,215	965,202	1,008,307	1,059,075	1,033,999	1,073,479	14,404	1.36%

Salaries & Benefits \$21,811

- Salaries increase of \$11,930 (1.76%)
- Fringe Benefits increase of \$9,881 (2.89%)
- No new positions

Operations (\$7,407)

- Overall decrease in Operations of \$7,407, majority coming from a decrease of \$2,640 in travel expense.
- Decrease of \$3,030 in Fleet Leased Vehicle (Total decrease of \$2,830 in Vehicle Operating Expense).



SAFER STREETS | GROWING ECONOMY | STRONGER NEIGHBORHOODS
HIGH PERFORMING GOVERNMENT | SMARTER STUDENTS, STRONGER FAMILIES

FY 2021 Budget City Attorney

Phil Noblett - City Attorney



Our mission is to break down the barriers that prevent people from living the lives they want in our community.

City Attorney Department

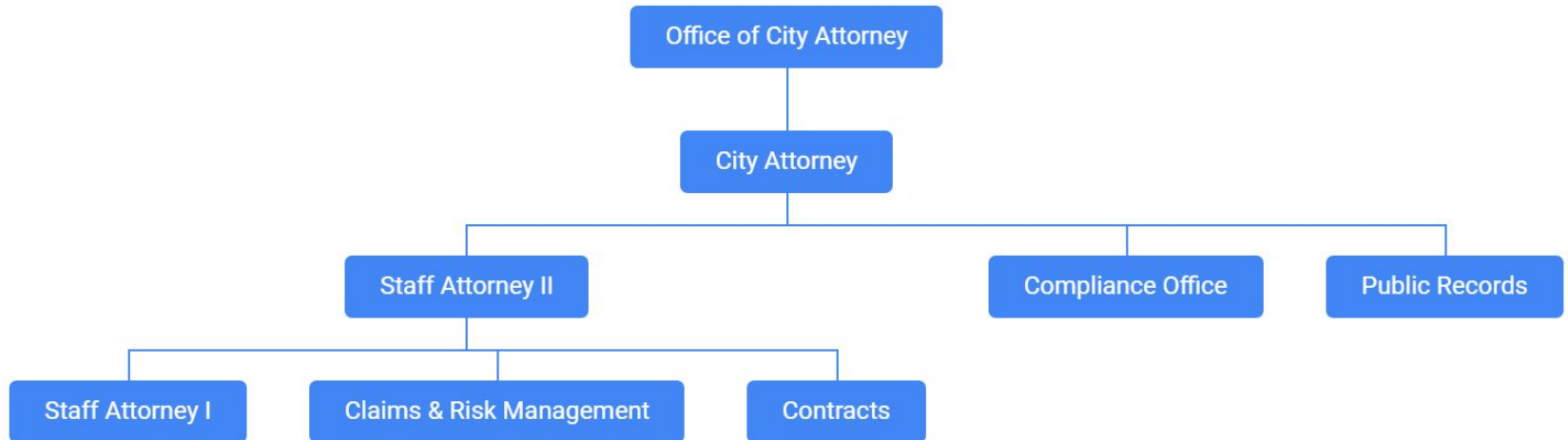
Mission Statement:

- To deliver quality, expert legal services and creative solutions to the City of Chattanooga.
- This work will be done with the highest level of integrity and professionalism; and to minimize potential legal risk, reduce litigation exposure, and ensure legal compliance.

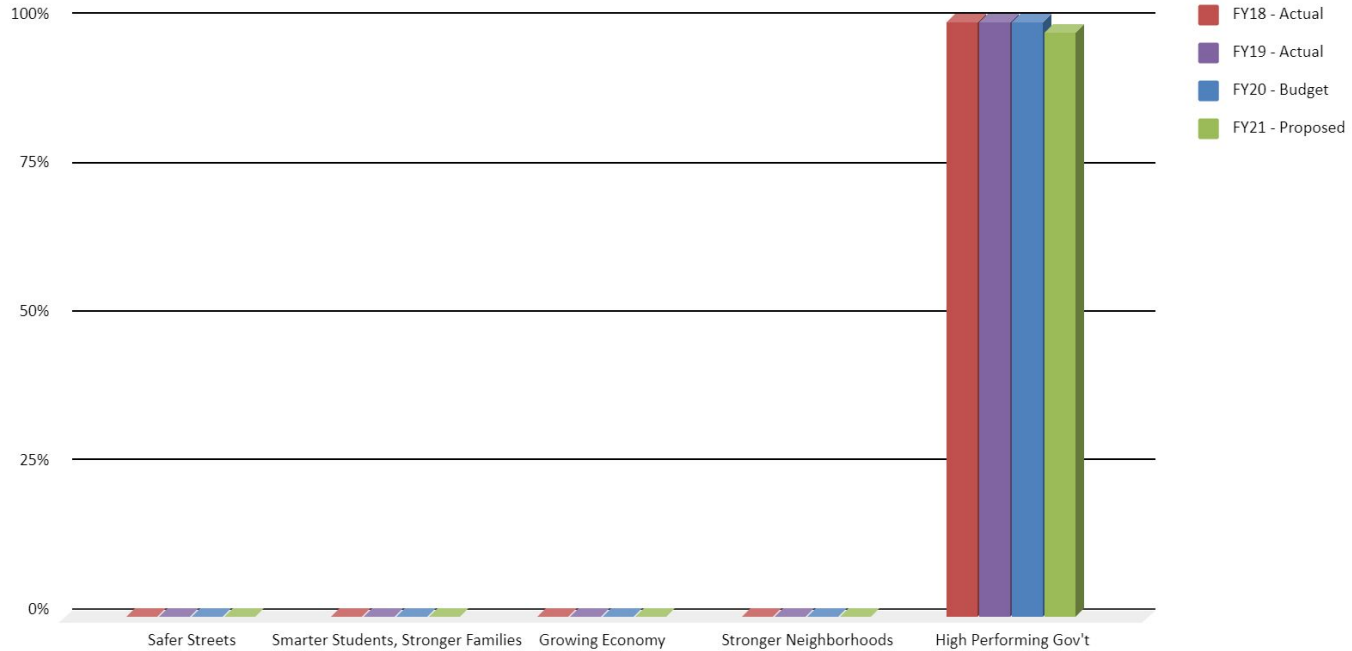
Goals & Objectives:

- To represent the City in all legal matters, including litigation on behalf of the City, assisting in transactions and procurement, and providing legal advice to the governing body and other departments where appropriate.
- Reduce the number of legal claims against the city.
- Handle all Open Records requests timely by all Citizens of the State of Tennessee as required by law.
- Provide prompt response on contract requests and resolutions for Council approval by all City Departments.
- Handle Title VI Compliance issues for all City Departments.

Organization Chart



4 Year Results Area Allocation



	FY18 - Actual	FY18 - Actual %	FY19 - Actual	FY19 - Actual %	FY20 - Budget	FY20 - Budget %	FY21 - Proposed	FY21 - Proposed %
Safer Streets	-	-	-	-	-	-	-	-
Smarter Students, Stronger Families	-	-	-	-	-	-	-	-
Growing Economy	-	-	-	-	-	-	-	-
Stronger Neighborhoods	-	-	-	-	-	-	-	-
High Performing Gov't	1,546,334	100	1,689,150	100	1,742,857	100	1,709,716	100
TOTAL	1,546,334	100	1,689,150	100	1,742,857	100	1,709,716	100

Department Offer by Results Area

Row Labels	Actual FY19	Budget FY20	Proposed FY21	Inc (Dec) Proposed vs. Budget	% Change
1100					
H - HIGH PERFORMING GOVERNMENT					
A3 - City Attorney					
City Attorney's Office Operations	1,565,233	1,742,857	1,709,716	(33,141)	-1.90%
A3 - City Attorney Total	1,565,233	1,742,857	1,709,716	(33,141)	-1.90%
H - HIGH PERFORMING GOVERNMENT Total	1,565,233	1,742,857	1,709,716	(33,141)	-1.90%
1100 Total	1,565,233	1,742,857	1,709,716	(33,141)	-1.90%
Grand Total	1,565,233	1,742,857	1,709,716	(33,141)	-1.90%

Overview of the New Service Delivery – Initiatives in the FY21 Budget

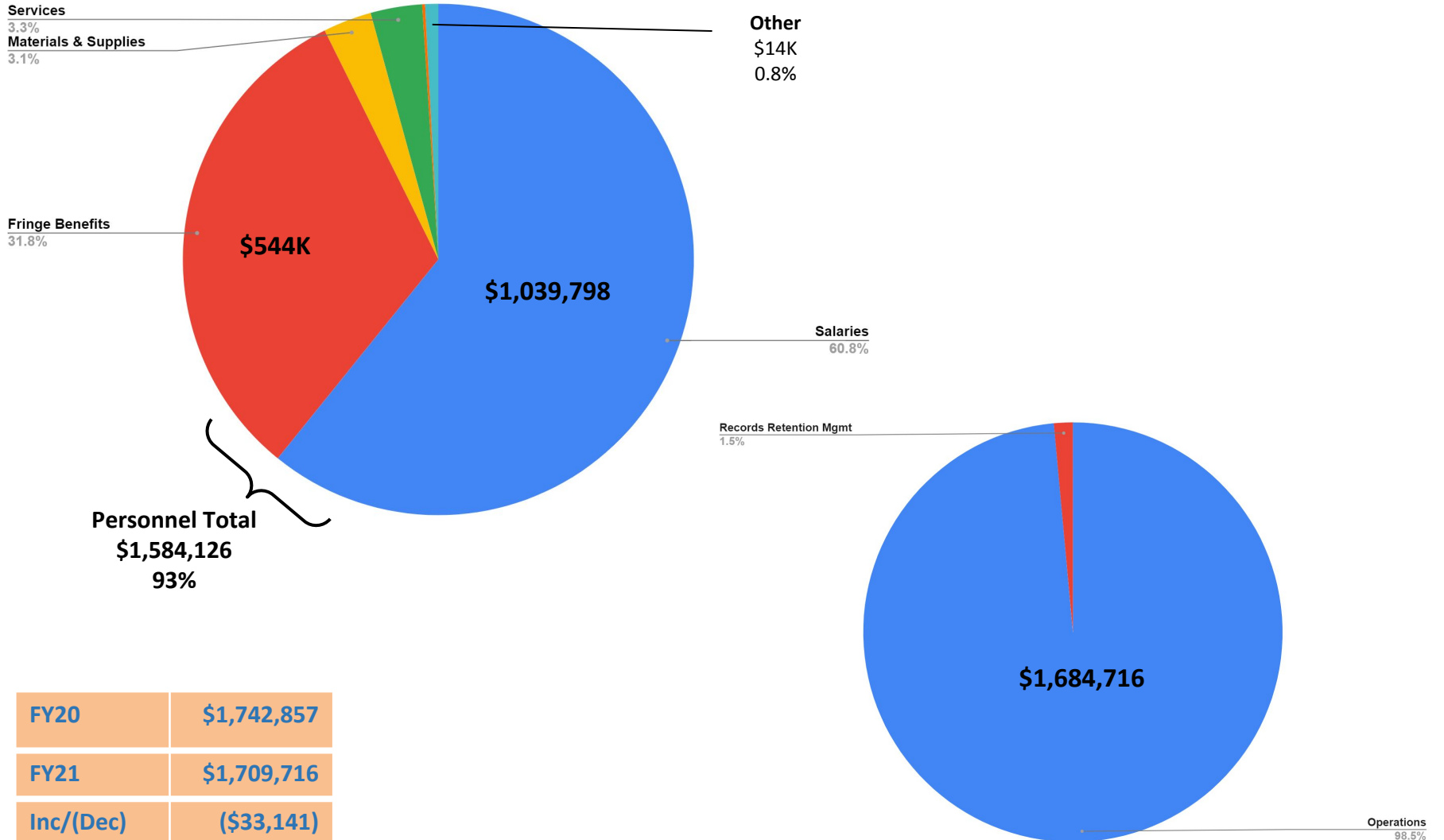
Staffing Changes:

- **Reclassification of Part-Time to Full Time position (Administrative Support Specialist).**

Structural Changes:

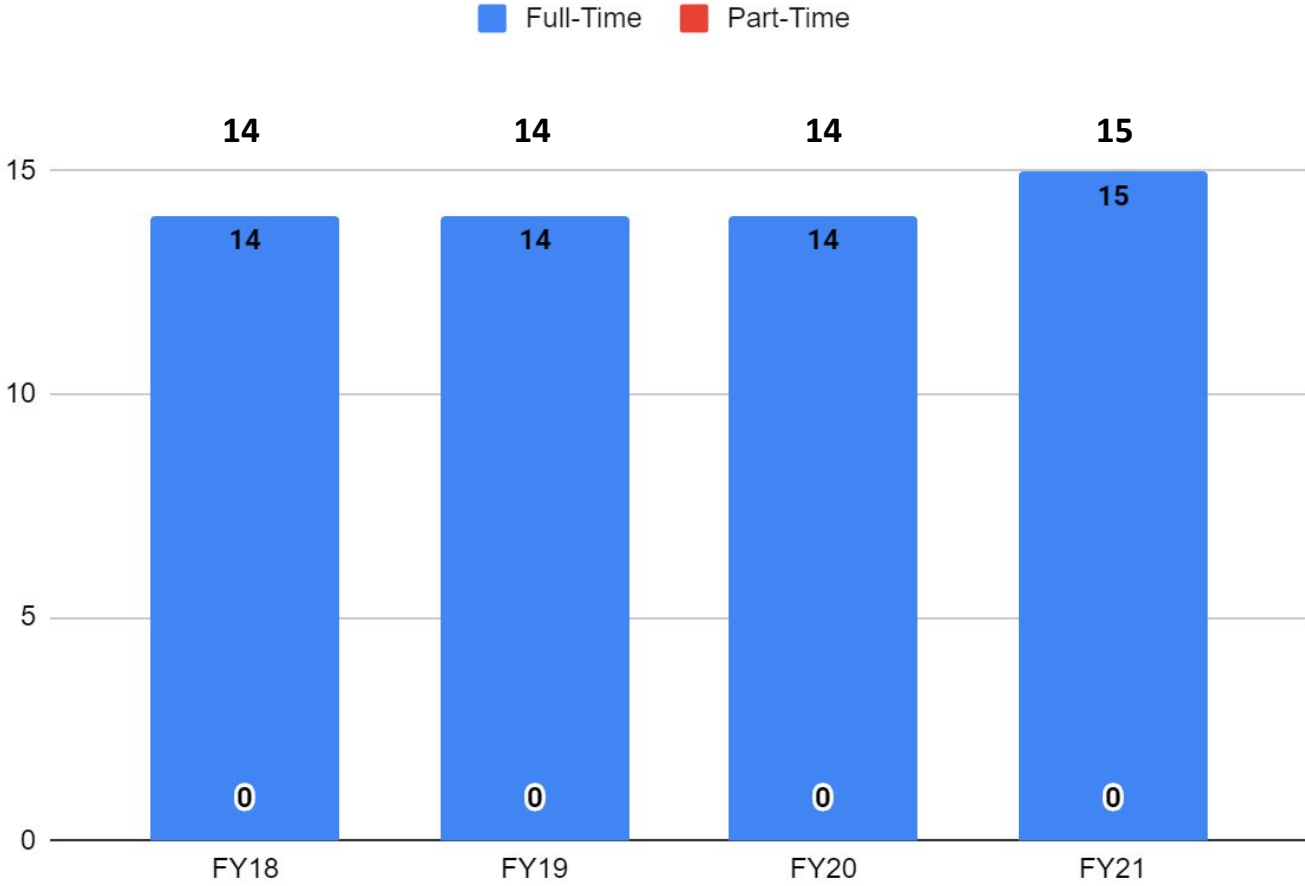
- **No structural changes at this time**

FY21 Expenditures



FY20	\$1,742,857
FY21	\$1,709,716
Inc/(Dec)	(\$33,141)
Chg	-1.90%

Budgeted Personnel 4 –Year Comparison



5 Year Account Summary

	Actual FY17	Actual FY18	Actual FY19	Budget FY20	MBA Projection FY20	Proposed FY21	FY21 Proposed vs Budget FY20	% Change
A3 - City Attorney								
Peronnel Expenses								
600000 - Salaries Parent (601000-609999)	938,471	937,742	905,106	1,042,735	978,488	1,039,798	(2,937)	-0.28%
610000 - Fringe Benefits Parent (611000-619999)	425,576	458,843	413,945	552,772	483,798	544,328	(8,444)	-1.53%
Personnel Expenses Total	1,364,047	1,396,585	1,319,051	1,595,507	1,462,286	1,584,126	-11,381	-0.71%
Operating Expenses								
700000 - Services Parent (701000-709999)	33,741	69,662	177,023	68,237	135,675	55,737	(12,500)	-18.32%
710000 - Materials & Supplies Parent (711000-719999)	51,776	50,581	50,810	58,073	56,127	52,480	(5,593)	-9.63%
720000 - Travel Expense Parent (721000-729999)	8,168	6,549	3,314	4,150	8,386	6,700	2,550	61.45%
730000 - Vehicle Operating Expense Parent (731000-739999)	4,174	3,785	3,863	5,850	2,792	3,038	(2,812)	-48.07%
740000 - Insurance, Claims, Damages Parent (741000-749999)	178	737	-	500	50	50	(450)	-90.00%
760000 - Capital Assets Parent (761000-769999)	-	-	-	-	-	-	-	-
770000 - Capital Outlay Parent (771000-779999)	3,456.00	9,797	470	10,540	427	-	-	0.00%
780000 - Other Expenses Parent (781000-789999)	8,504	8,638	10,403	-	7,690	7,585	7,585	-
Operating Expenses Total	109,997	149,749	245,883	147,350	211,147	125,590	-21,760	-14.77%
Operating Expenses Total	109,997	149,749	245,883	147,350	211,147	125,590	-21,760	-14.77%
A3 - City Attorney Total	1,474,044	1,546,334	1,564,934	1,742,857	1,673,433	1,709,716	-33,141	-1.90%

Salaries & Benefits (\$11,381)

- Salaries decrease of \$2,937 (-0.28%)
- Fringe Benefits decrease of \$8,444 (1.53%)
- Includes reclassification of Part-Time to Full Time position (Administrative Support Specialist).

Operations (\$21,760)

- Decreases in Operating Expenses, majority in decrease of \$12,500 in services.
- Legal Services decreased \$4,000 (-80%)
- Warehouse Storage and Delivery decreased \$5,000 (-16.67%).
- Library supplies decreased \$5,273 (-10.09%).

SAFER STREETS | GROWING ECONOMY | STRONGER NEIGHBORHOODS
HIGH PERFORMING GOVERNMENT | SMARTER STUDENTS, STRONGER FAMILIES

FY 2021 Budget Internal Audit

Stan Sewell – City Auditor



Our mission is to break down the barriers that prevent people from living the lives they want in our community.

Internal Audit Department

Mission Statement:

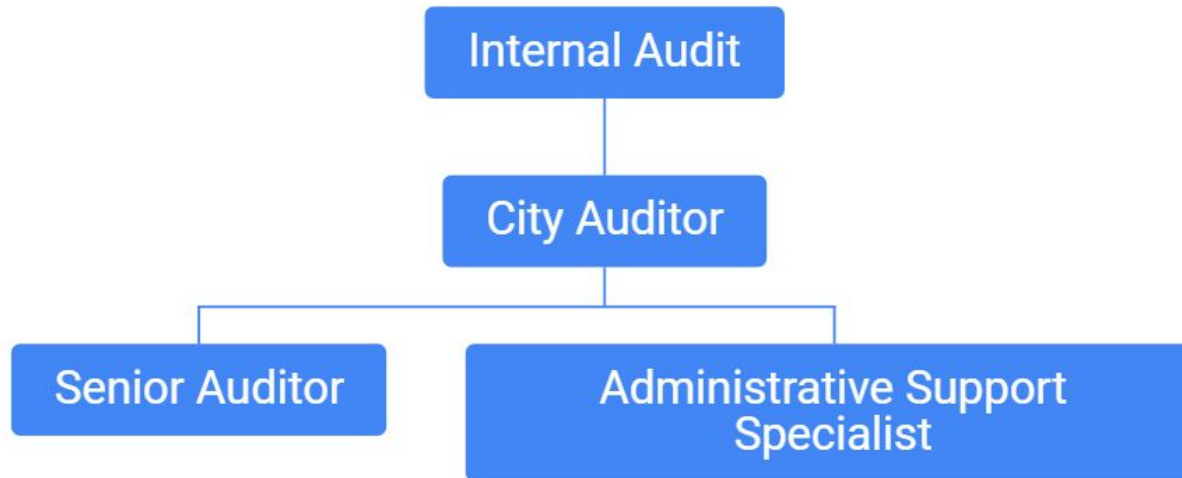
- To provide an independent appraisal function within the City and to assist members of the management team, as well as those charged with governance, in the effective discharge of their responsibilities by furnishing them appraisals, recommendations and pertinent, relevant information concerning the activities and/or areas under review.

Goals & Objectives:

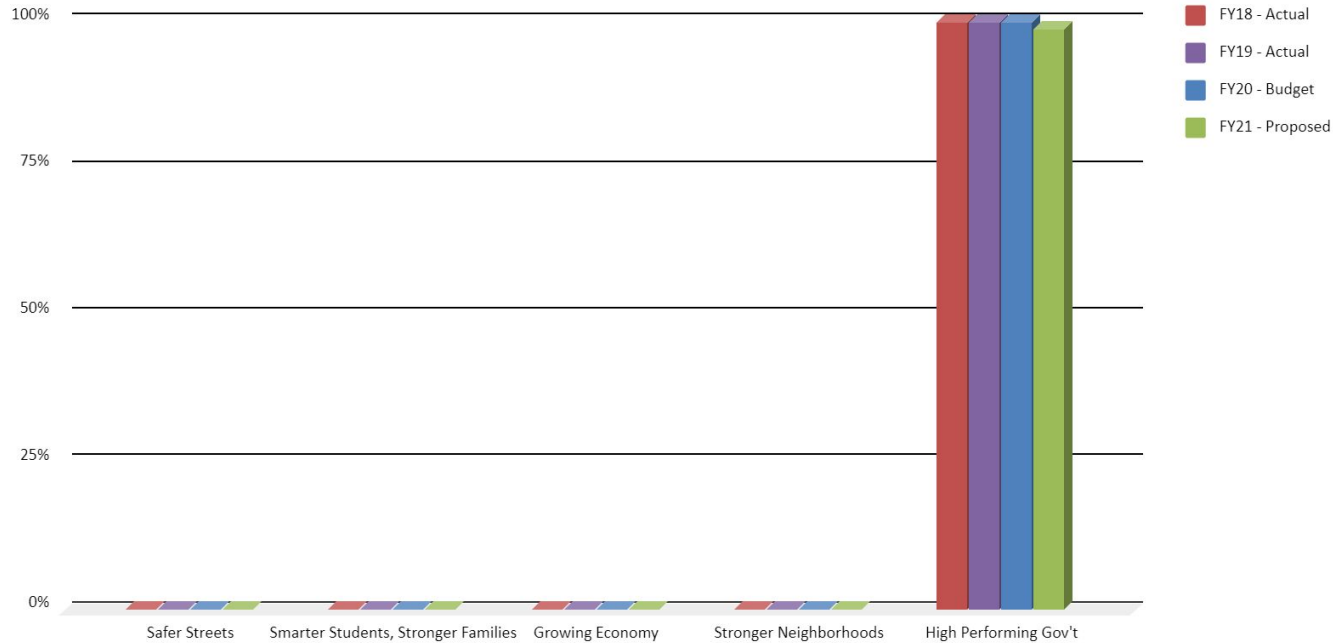
- To aid City management in achieving City goals without undue risk
- Identify high risk areas for audit or review and manage the City's hotline
- Conduct an annual survey of citizen's levels of satisfaction with City government
- Staff the City's Audit Committee



Organization Chart



4 Year Results Area Allocation



	FY18 - Actual	FY18 - Actual %	FY19 - Actual	FY19 - Actual %	FY20 - Budget	FY20 - Budget %	FY21 - Proposed	FY21 - Proposed %
Safer Streets	-	-	-	-	-	-	-	-
Smarter Students, Stronger Families	-	-	-	-	-	-	-	-
Growing Economy	-	-	-	-	-	-	-	-
Stronger Neighborhoods	-	-	-	-	-	-	-	-
High Performing Gov't	661,809	100	704,356	100	729,608	100	721,088	100
TOTAL	661,809	100	704,356	100	729,608	100	721,088	100

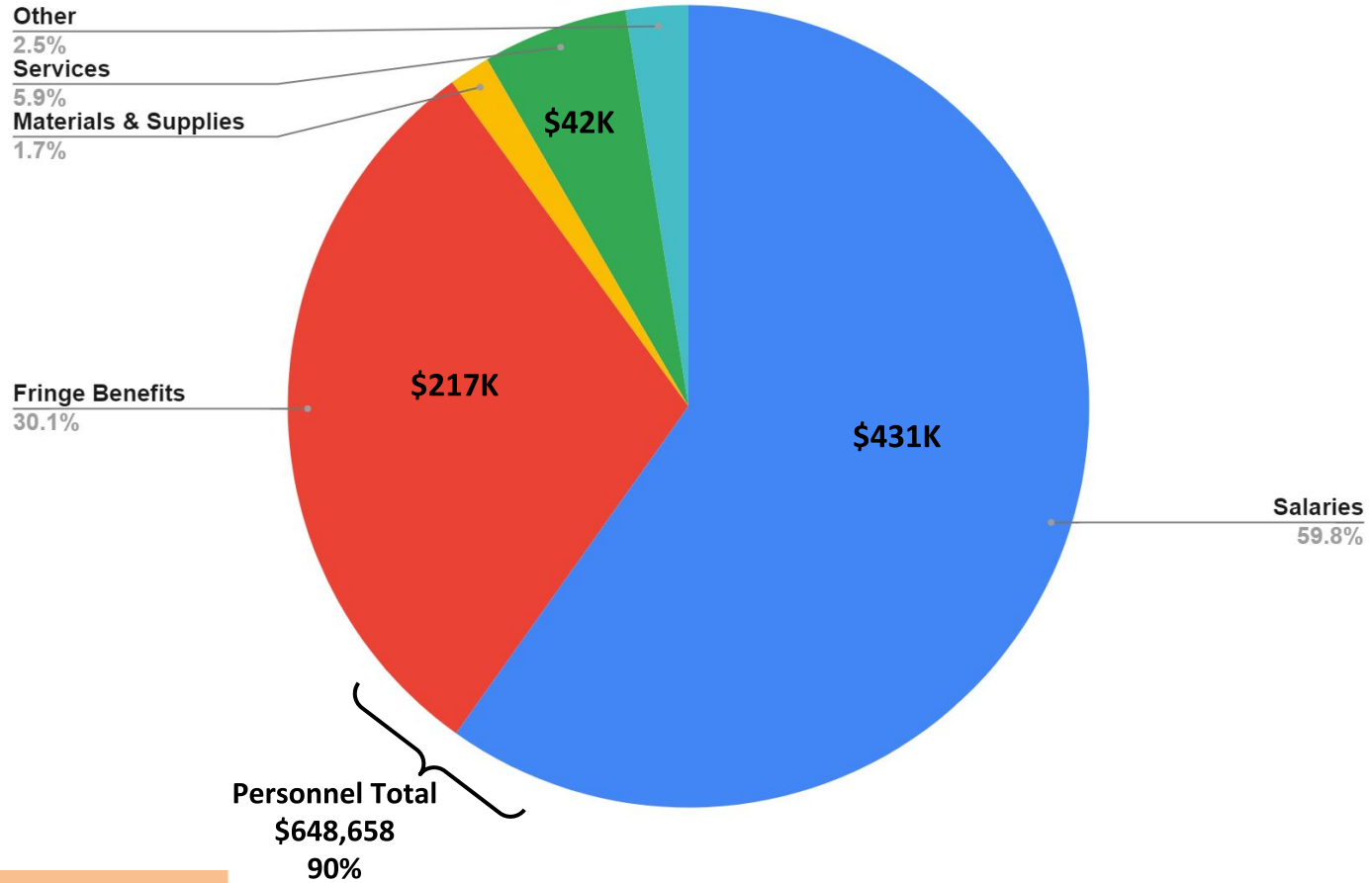
Department Offer by Results Area

Row Labels	Actual FY19	Budget FY20	Proposed FY21	Inc (Dec) Proposed vs. Budget	% Change
1100					
H - HIGH PERFORMING GOVERNMENT					
A4 - Internal Audit					
Comprehensive Internal Audit Services	664,854	729,608	721,088	(8,520)	-1.17%
A4 - Internal Audit Total	664,854	729,608	721,088	(8,520)	-1.17%
H - HIGH PERFORMING GOVERNMENT Total	664,854	729,608	721,088	(8,520)	-1.17%
1100 Total	664,854	729,608	721,088	(8,520)	-1.17%
Grand Total	664,854	729,608	721,088	(8,520)	-1.17%

Significant Changes From Previous Year

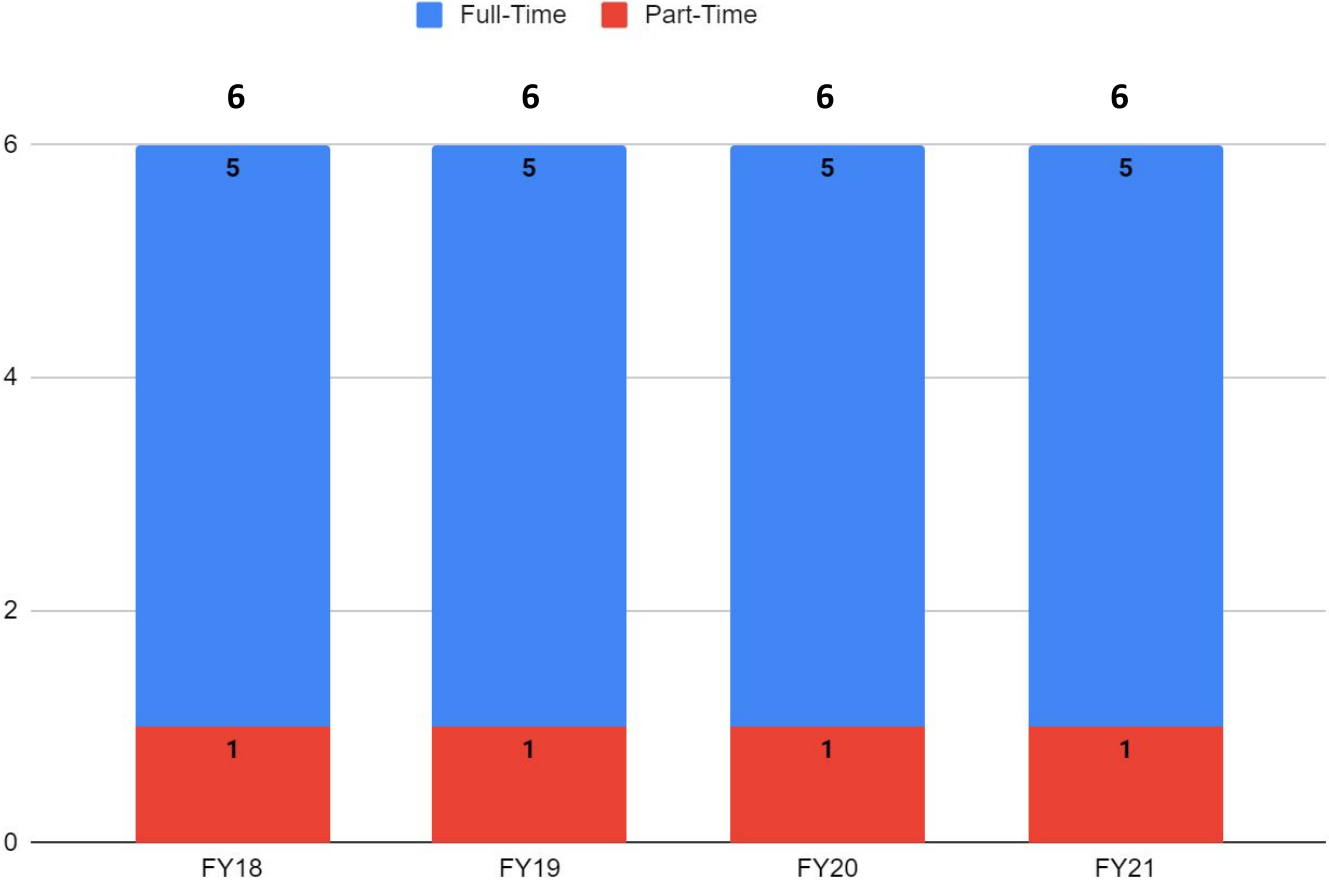
- Overall decrease of 1.17%.
- Reallocation of account for previously budgeted regular employee position to part-time account line.
- \$11,350 reduction in Consultant Fees (-45.40%).

FY21 Expenditures by Category



FY20	\$729,608
FY21	\$721,088
Inc/(Dec)	(\$8,520)
Chg	-1.17%

Budgeted Personnel 4 - Year Comparison



5 Year Account Summary

	Actual FY17	Actual FY18	Actual FY19	Budget FY20	MBA Projection FY20	Proposed FY21	FY21 Proposed vs Budget FY20	% Change
A4 - Internal Audit								
Peronnel Expenses								
600000 - Salaries Parent (601000-609999)	393,832	403,812	409,619	432,027	426,587	431,565	(462)	-0.11%
610000 - Fringe Benefits Parent (611000-619999)	159,265	196,762	197,179	216,871	208,999	217,093	222	0.10%
Personnel Expenses Total	553,097	600,574	606,798	648,898	635,586	648,658	-240	-0.04%
Operating Expenses								
700000 - Services Parent (701000-709999)	42,698	29,808	26,621	50,425	48,483	42,295	(8,130)	-16.12%
710000 - Materials & Supplies Parent (711000-719999)	5,309	9,838	11,242	10,800	12,314	12,000	1,200	11.11%
720000 - Travel Expense Parent (721000-729999)	8,993	9,532	11,368	14,610	14,610	14,610	-	0.00%
730000 - Vehicle Operating Expense Parent (731000-739999)	98	54	12	-	-	-	-	-
740000 - Insurance, Claims, Damages Parent (741000-749999)	-	-	-	-	-	-	-	-
760000 - Capital Assets Parent (761000-769999)	-	-	-	-	-	-	-	-
770000 - Capital Outlay Parent (771000-779999)	14,369	7,794	5,349	-	-	-	-	-
780000 - Other Expenses Parent (781000-789999)	3,845	4,209	3,464	4,875	4,805	3,525	(1,350)	-27.69%
Operating Expenses Total	75,312	61,235	58,056	80,710	80,212	72,430	-8,280	-10.26%
Operating Expenses Total	75,312	61,235	58,056	80,710	80,212	72,430	-8,280	-10.26%
A4 - Internal Audit Total	628,409	661,809	664,854	729,608	715,798	721,088	-8,520	-1.17%

Salaries & Benefits (\$240)

- Salaries decreased \$462 (-0.11%)
- Fringe Benefits increase of \$222 (-0.04%)
- No new positions

Operations (\$8,280)

- Decrease of \$11,350 (-45.4%) in consultant fees.
- Postage increased \$2,010 (20.12%)

Performance Measurements FY2020 (July-March)

OIA	Measure Description	Primary Desired Outcome/Notes	Yearly Target	Yearly Actual (July-March)
PM 1	Competency	In order to provide assurance to the citizens of Chattanooga and those OIA serves within the City government that quality services are being provided, The Office of Internal Audit will ensure relevant Professional Certifications are possessed by all (100%) audit staff in in 2020	100%	100%
PM 2	Peer Review	In order to ensure quality services and compliance with Generally Accepted Government Auditing Standards The Office of Internal Audit will undergo a three year peer review With a pass rating by the Association of Local Government Auditors in In 2020	Pass	Pass
PM 3	Projects	In order to provide a measure of performance that can be benchmarked The Office of Internal Audit will exceed the average number of completed projects by comparable audit organizations (as reported by ALGA) by 10% in the average number of completed projects by comparable audit organizations (as reported by ALGA)	38	63

SAFER STREETS | GROWING ECONOMY | STRONGER NEIGHBORHOODS
HIGH PERFORMING GOVERNMENT | SMARTER STUDENTS, STRONGER FAMILIES

FY 2021 Budget Information Technology

Brent Messer – Chief Information Officer

Donna Jeffery – Deputy Chief Information Officer



Our mission is to break down the barriers that prevent people from living the lives they want in our community.

Information Technology Department

Mission Statement:

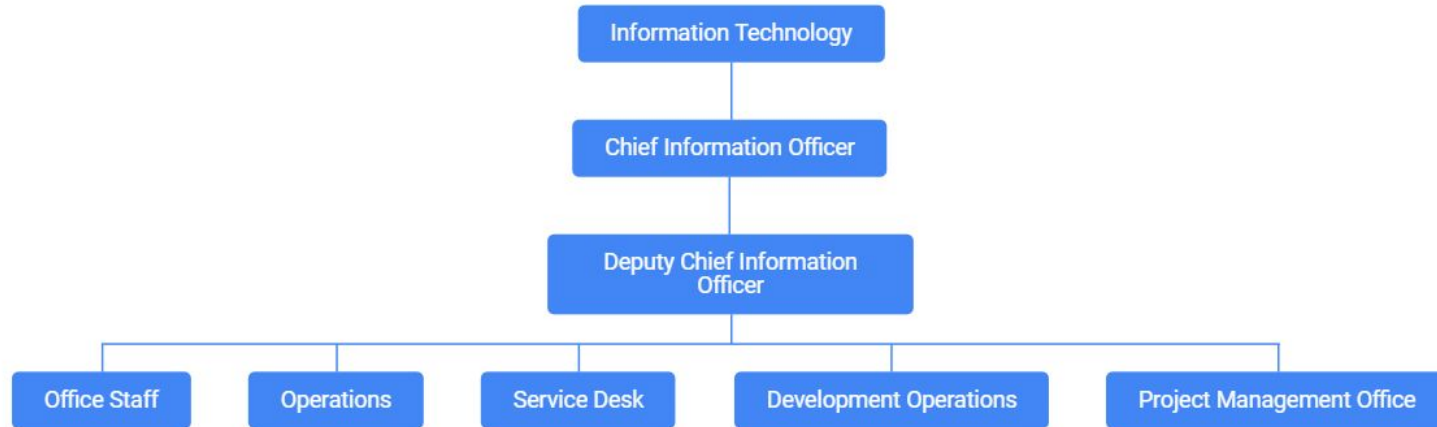
- To be a catalyst for digital transformation and innovation.

Goals & Objectives:

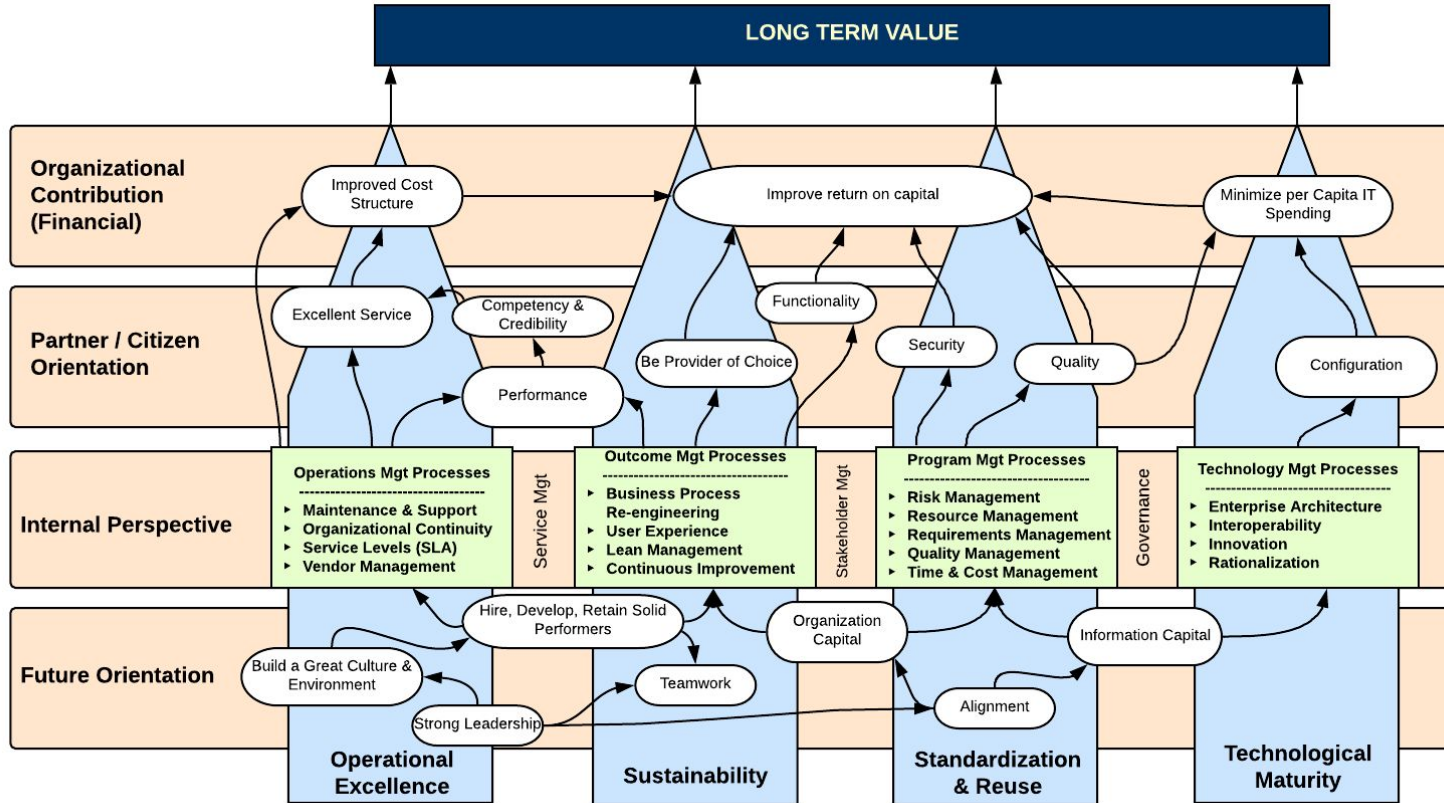
- Increase the DIT's Operational Excellence
- Increase overall partner satisfaction with IT services
- Increase technology standardization and reuse.
- Increase the City's technological maturity and sustainability.



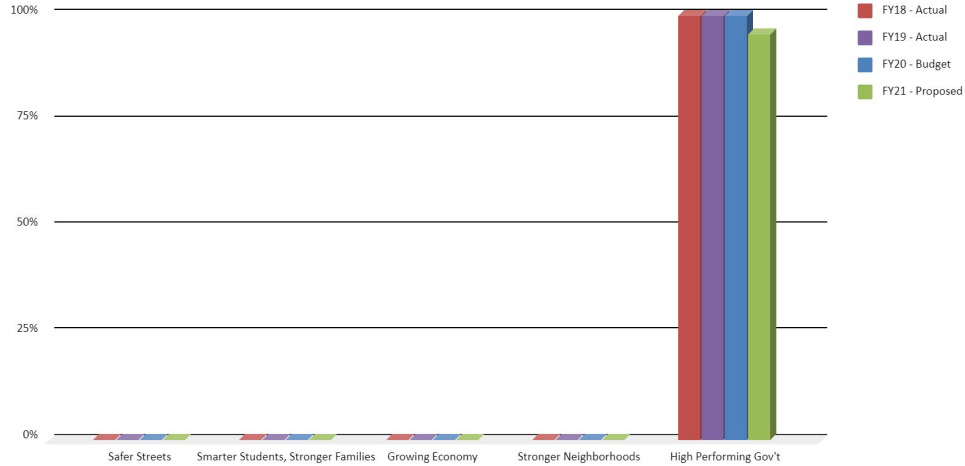
Organization Chart



Strategy Map



4 Year Results Area Allocation



	FY18 - Actual	FY18 - Actual %	FY19 - Actual	FY19 - Actual %	FY20 - Budget	FY20 - Budget %	FY21 - Proposed	FY21 - Proposed %
Safer Streets	-	-	-	-	-	-	-	-
Smarter Students, Stronger Families	-	-	-	-	-	-	-	-
Growing Economy	-	-	-	-	-	-	-	-
Stronger Neighborhoods	-	-	-	-	-	-	-	-
High Performing Gov't	6,683,937	100	8,136,443	100	8,616,213	100	8,231,525	100
TOTAL	6,683,937	100	8,136,443	100	8,616,213	100	8,231,525	100

Department Offer by Results Area

Row Labels	Actual FY19	Budget FY20	Proposed FY21	Inc (Dec) Proposed vs. Budget	% Change
IT					
1100					
H - HIGH PERFORMING GOVERNMENT					
A5 - Information Technology					
DIT Main Operating	7,420,377	8,616,213	8,231,525	(384,688)	-4.46%
A5 - Information Technology Total	7,420,377	8,616,213	8,231,525	(384,688)	-4.46%
H - HIGH PERFORMING GOVERNMENT Total	7,420,377	8,616,213	8,231,525	(384,688)	-4.46%
1100 Total	7,420,377	8,616,213	8,231,525	(384,688)	-4.46%
Grand Total	7,420,377	8,616,213	8,231,525	(384,688)	-4.46%

Overview of the New Service Delivery – Initiatives in the FY21 Budget

Staffing Changes:

- No staff changes

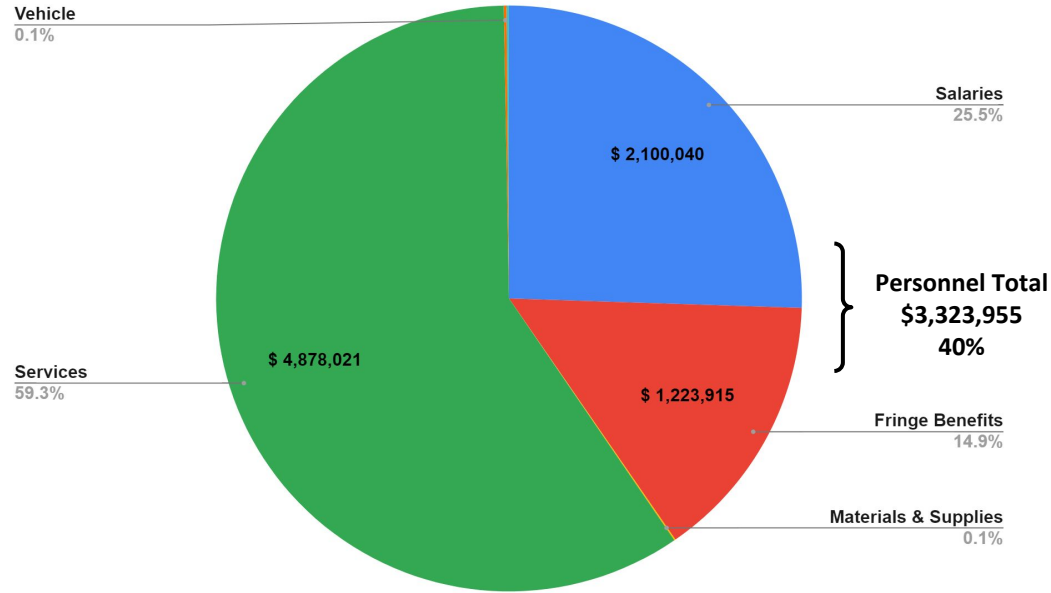
Structural Changes:

- **Centralized License Management:** DIT continues to advocate and implement centralized license management strategies, streamlining software renewals, preventing lapses in specialized technical support from vendors, and ensuring reliable access to information solutions, citywide.
- **Hosted Solutions:** Hosted software solutions and cloud-based services dominate the IT environment, minimizing on-site hardware requirements and offering additional data security. DIT continues to be at the forefront of this transition, providing customers with flexible and reliable cloud-based software solutions, preserving both the integrity and security of user data.
- **My Chattanooga:** My Chattanooga is a data-centric single identity experience for citizens in Chattanooga, creating a unique and exciting way citizens interact with their city, on any device, at any time. My Chattanooga will not only make conducting business with the City of Chattanooga easy, friendly, and fast, but improve the way individuals connect with their community, as a whole.

Significant Changes From Previous Year

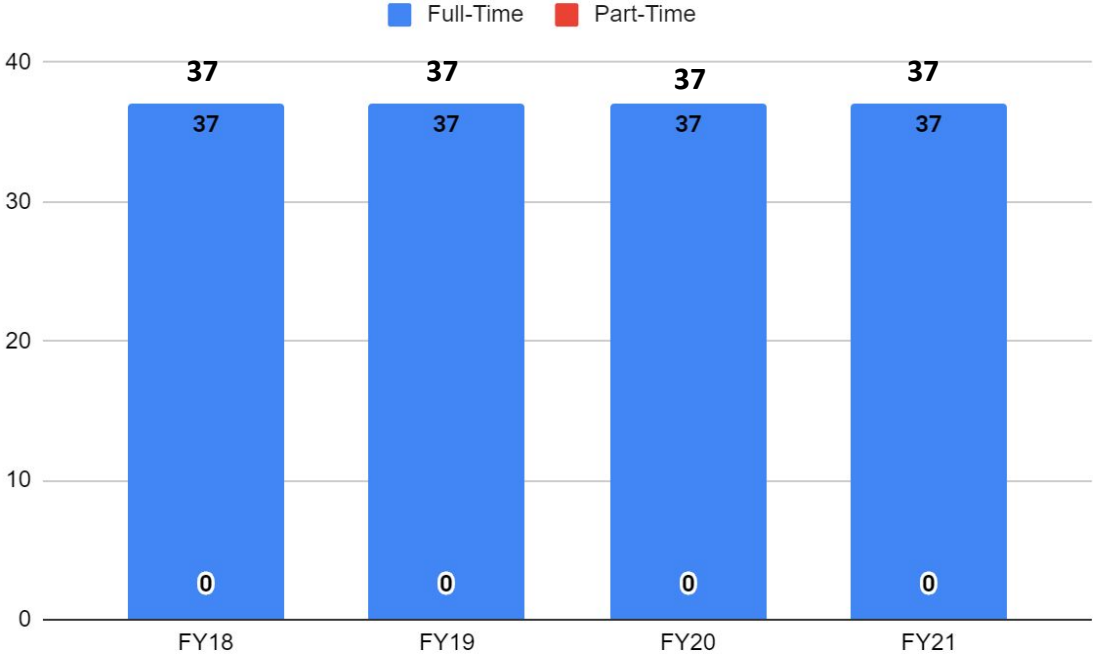
- Overall decrease of \$384,688 (-4.46%).
- Majority of decrease in Operations from Services
 - Digital Connectivity decreased \$100,000(-8.41%)
 - IT Hosting & Managed Services decreased \$62,000 (-8.36%).
 - Electricity decreased \$57,500 (-88.46%).
- Decreases are offset by increase of \$102,279 (10.47%) in IT Maintenance - Licensing and \$55,000 (10.48%) increase in IT Maintenance - Hosting.

FY21 Expenditures by Category



FY20	\$8,616,213
FY21	\$8,231,525
Inc/(Dec)	(\$384,688)
Chg	-4.46%

Budgeted Personnel 4 –Year Comparison



5 Year Account Summary

	Actual FY17	Actual FY18	Actual FY19	Budget FY20	MBA Projection FY20	Proposed FY21	FY21 Proposed vs Budget FY20	% Change
A5 Information Technology								
Personnel Expenses								
600000 - Salaries Parent (601000-609999)	2,133,692	2,114,454	1,937,087	2,300,836	2,035,485	2,100,040	(200,796)	-8.73%
610000 - Fringe Benefits Parent (611000-619999)	975,874	1,109,564	1,028,899	1,320,537	1,047,057	1,223,918	(96,619)	-7.32%
Personnel Expenses Total	3,109,566	3,224,018	2,965,986	3,621,373	3,082,542	3,323,958	-297,415	-8.21%
Operating Expenses								
700000 - Services Parent (701000-709999)	2,851,037	3,372,769	4,345,826	4,940,495	5,826,208	4,878,021	(62,474)	-1.26%
710000 - Materials & Supplies Parent (711000-719999)	24,555	16,350	5,883	7,900	7,900	6,020	(1,880)	-23.80%
720000 - Travel Expense Parent (721000-729999)	16,372	6,684	17,845	10,100	9,648	-	(10,100)	-100.00%
730000 - Vehicle Operating Expense Parent (731000-739999)	20,589	19,314	16,838	18,725	15,137	12,198	(6,527)	-34.86%
740000 - Insurance, Claims, Damages Parent (741000-749999)	-	-	35	-	-	35	35	-
760000 - Capital Assets Parent (761000-769999)	42,765	2,039	-	-	-	-	-	-
770000 - Capital Outlay Parent (771000-779999)	130,332	17,092	50,944	-	56,696	-	-	-
780000 - Other Expenses Parent (781000-789999)	16,716	15,671	17,020	17,620	17,311	11,293	(6,327)	-35.91%
Operating Expenses Total	3,102,366	3,449,919	4,454,391	4,994,840	5,932,900	4,907,567	-87,273	-1.75%
Operating Expenses Total	3,102,366	3,449,919	4,454,391	4,994,840	5,932,900	4,907,567	-87,273	-1.75%
A5 - Information Technology Total	6,211,932	6,673,937	7,420,377	8,616,213	9,015,442	8,231,525	-384,688	-4.46%

Salaries & Benefits (\$297,415)

- Salaries decreased \$200,796 (-8.73%)
- Fringe Benefits decrease of \$96,619 (-7.32%).
- No new positions

Operations (\$87,273)

- Operations overall decreased \$87,273 (-1.75%)
- Digital Connectivity decreased \$100,000 (-8.41%)
- IT Hosting & Managed Services decreased \$62,000 (-8.36%)
- IT Maintenance - Licensing increased \$102,279 (10.47%)
- IT Maintenance - Hosting increased \$55,000 (10.48%).

Performance Measurements FY2020 (July-March)

DIT	Measure Description	Primary Desired Outcome/Notes	Yearly Target	Yearly Actual (July-March)
PM 1	System availability	Maintain or increase system availability	99.750%	99.97%
PM 2	Partner Satisfaction	Increase overall partner satisfaction to 82%	82%	98.25%
PM 3	SLA Targets Met	Percentage of SLA targets met for Service Requests	94%	96.88%
PM 4	Project Management	Percentage of projects delivered on time and on budget.	95%	100.00%

SAFER STREETS | GROWING ECONOMY | STRONGER NEIGHBORHOODS
HIGH PERFORMING GOVERNMENT | SMARTER STUDENTS, STRONGER FAMILIES

FY 2021 Budget Purchasing Division

Vickie Haley– Interim Director of Purchasing
Debbie Talley – Deputy Director of Purchasing



Our mission is to break down the barriers that prevent people from living the lives they want in our community.

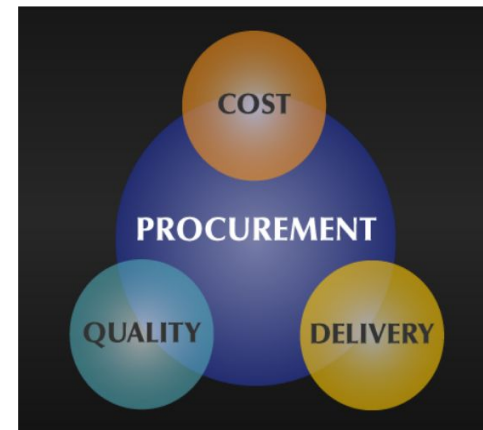
Purchasing Division

Mission Statement:

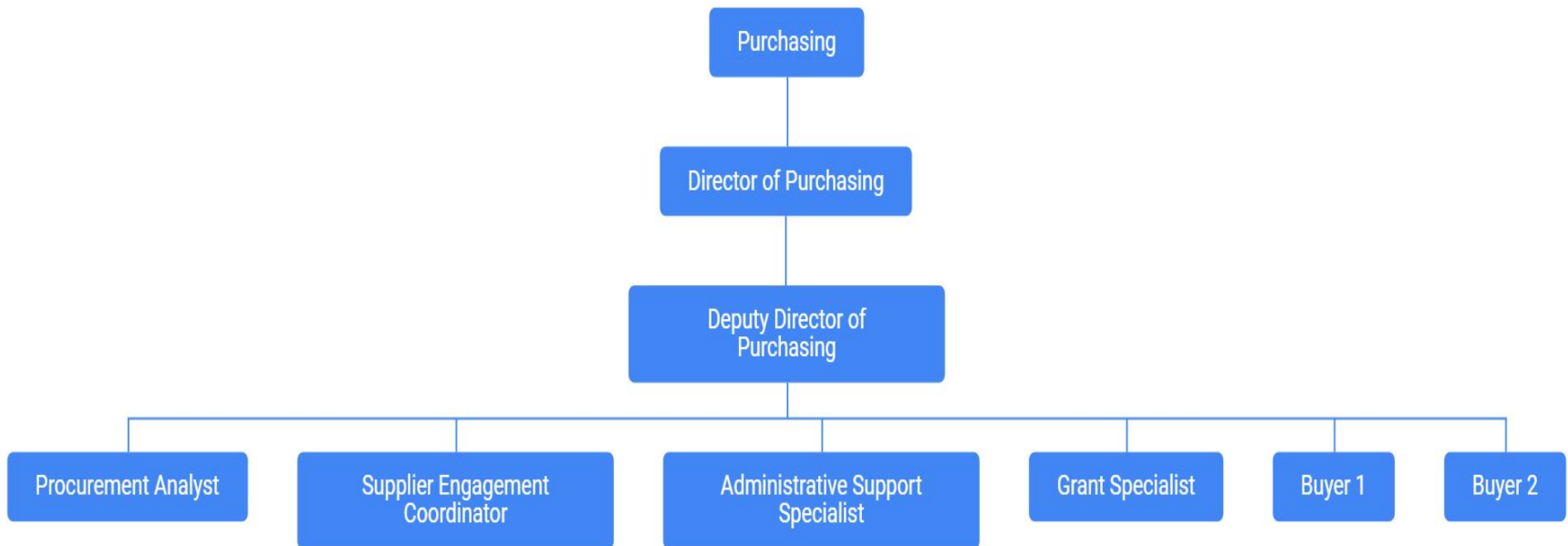
- The objective of the Purchasing Division is to procure the best quality products and services available for our customers in an economical, efficient, ethical, and environmentally responsible manner.

Goals & Objectives:

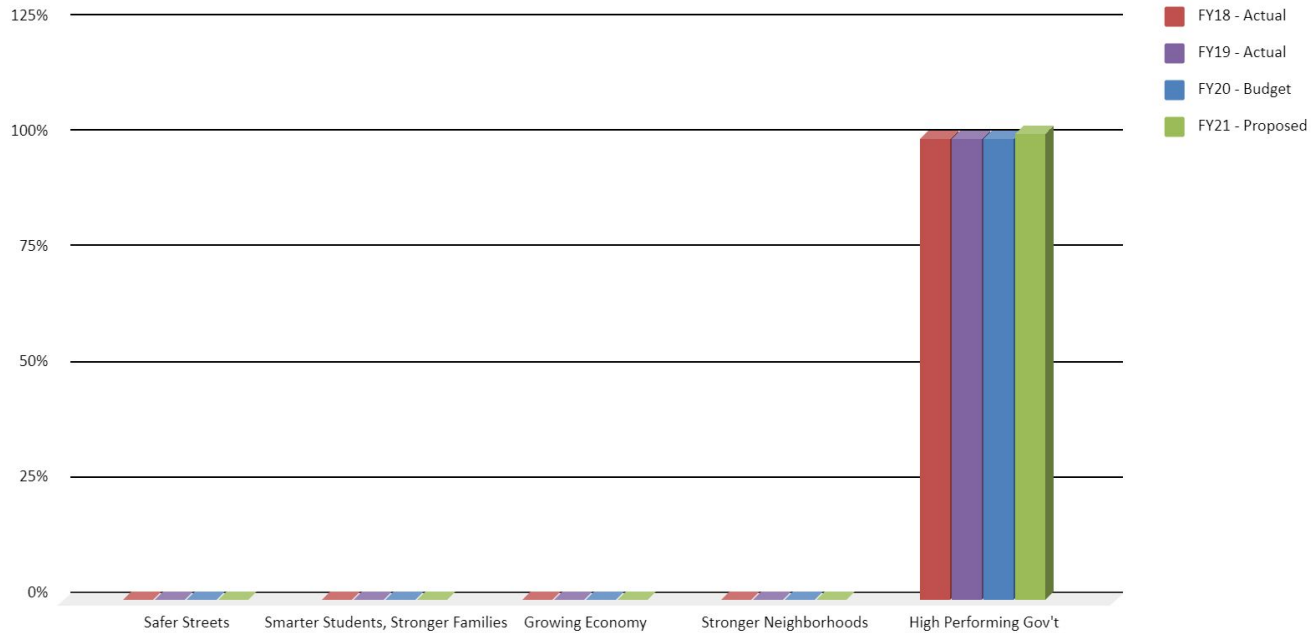
- To improve the efficiency and quality of the Purchasing Process.
- Standardize, measure, evaluate, and innovate operations to improve the purchasing process.



Organization Chart



4 Year Results Area Allocation



	FY18 - Actual	FY18 - Actual %	FY19 - Actual	FY19 - Actual %	FY20 - Budget	FY20 - Budget %	FY21 - Proposed	FY21 - Proposed %
Safer Streets	-	-	-	-	-	-	-	-
Smarter Students, Stronger Families	-	-	-	-	-	-	-	-
Growing Economy	-	-	-	-	-	-	-	-
Stronger Neighborhoods	-	-	-	-	-	-	-	-
High Performing Gov't	6,683,937	100	8,136,443	100	8,616,213	100	960,084	100
TOTAL	6,683,937	100	8,136,443	100	8,616,213	100	960,084	100

Division Offer by Results Area

Row Labels	Actual FY19	Budget FY20	Proposed FY21	Inc (Dec) Proposed vs. Budget	% Change
1100					
H - HIGH PERFORMING GOVERNMENT					
A7 - Purchasing					
Procurement Services	911,420	949,995	960,084	10,089	1.06%
A7 - Purchasing Total	911,420	949,995	960,084	10,089	1.06%
H - HIGH PERFORMING GOVERNMENT Total	911,420	949,995	960,084	10,089	1.06%
1100 Total	911,420	949,995	960,084	10,089	1.06%
Grand Total	911,420	949,995	960,084	10,089	1.06%

Overview of the New Service Delivery – Initiatives in the FY21 Budget

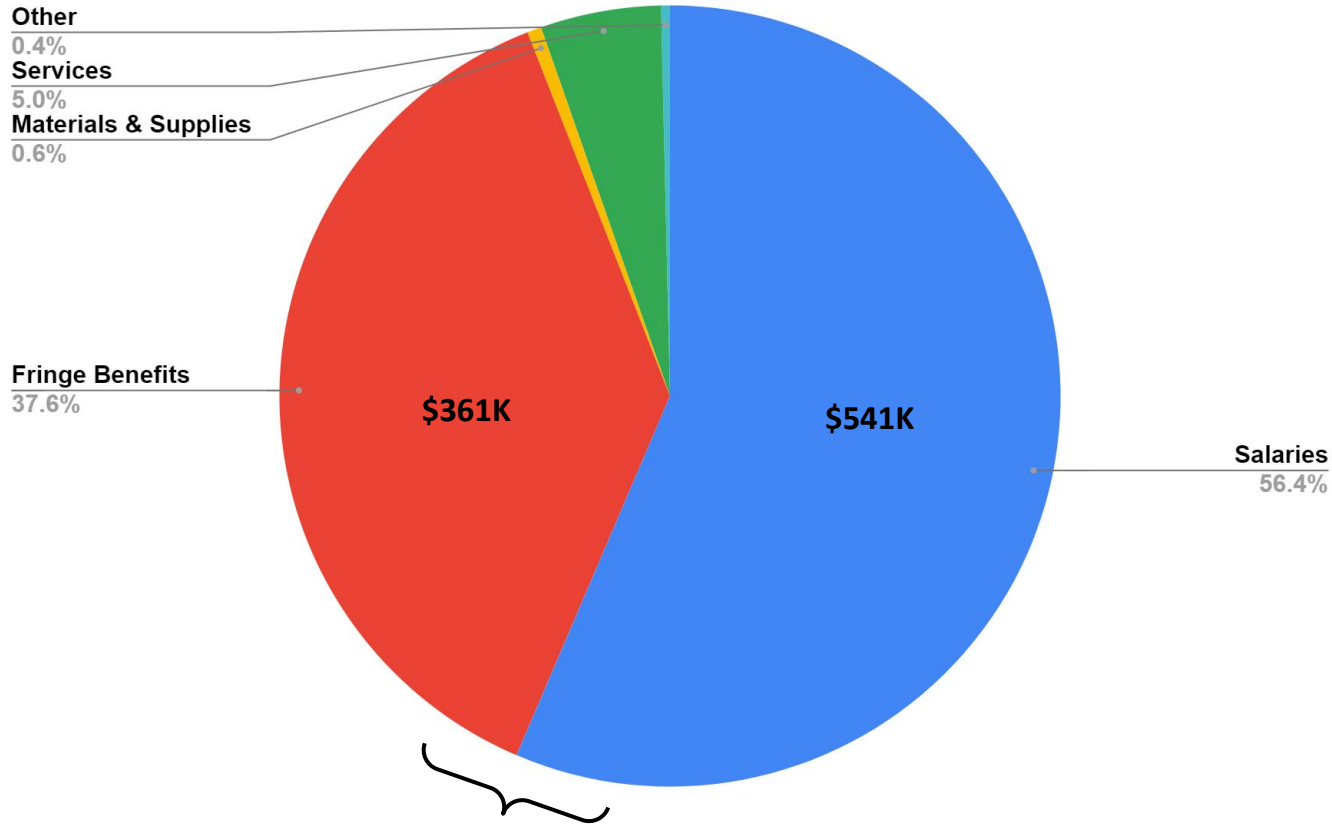
For fiscal year FY21 we are highlighting two initiatives:

1. For some purchases Amazon is a good procurement solution. We are paying for a Prime account which will result in a net citywide savings of \$3,000.
2. We working closely with the Office of Multicultural Affairs in an interactive supplier fair to engage with DBEs. The fair is now a community event held twice a year in various locations for easy accessibility.

Significant Changes From Previous Year

- Overall increase of \$10,089 (1.06%).
- Reduction of \$7,100 (-88.75%) in IT Maintenance.
- Reduced Advertising by \$4,600 (-9.79%).
- Decrease in Employment Agencies of \$3,000 (-100%).

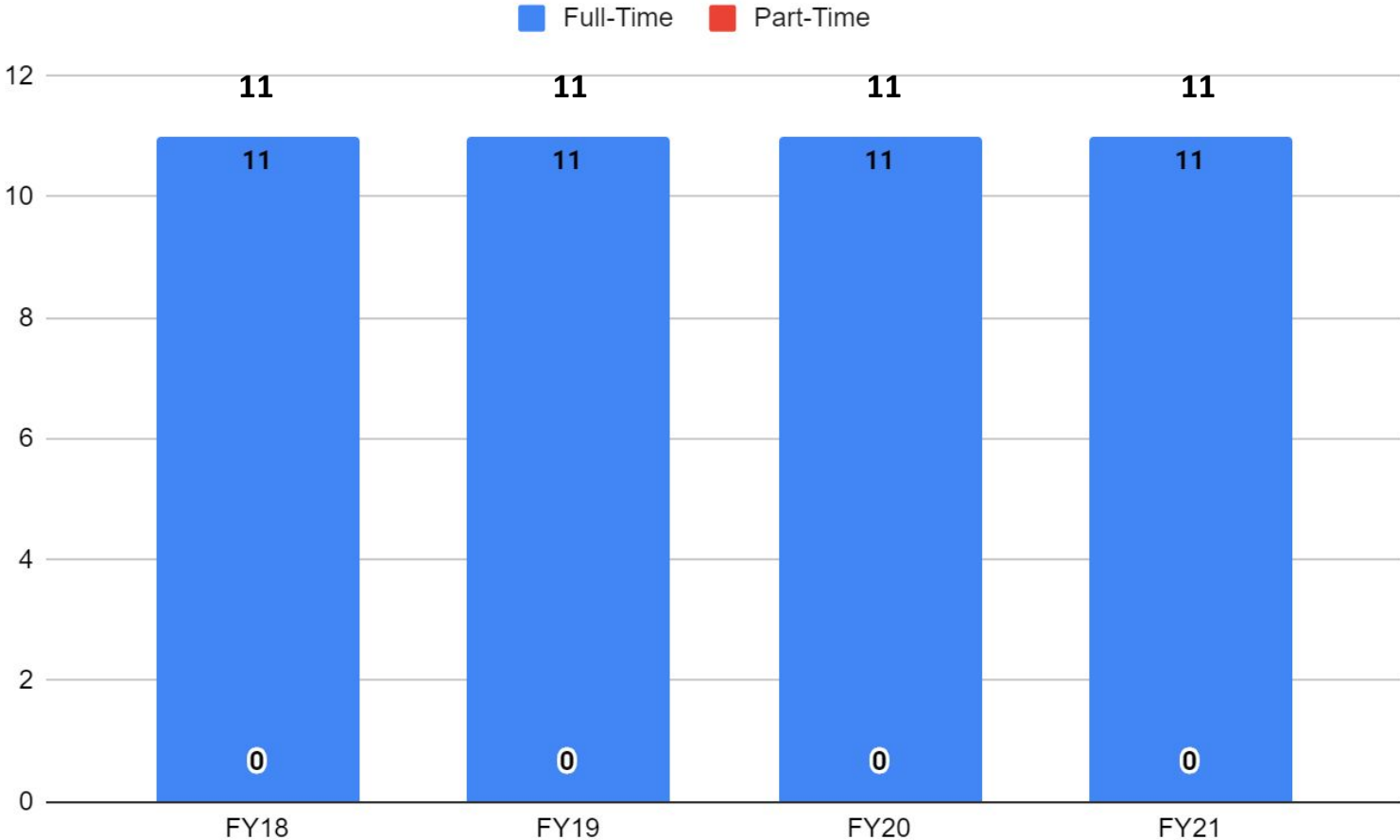
FY21 Expenditures by Category



Personnel Total
\$902,980
94%

FY20	\$949,995
FY21	\$960,084
Inc(Dec)	\$10,089
Chg	1.06%

Budgeted Personnel 4 –Year Comparison



5 Year Account Summary

	Actual FY17	Actual FY18	Actual FY19	Budget FY20	MBA Projection FY20	Proposed FY21	FY21 Proposed vs Budget FY20	% Change
A7 - Purchasing								
Personnel Expenses								
600000 - Salaries Parent (601000-609999)	420,753	488,185	526,906	534,859	534,404	541,748	6,889	1.29%
610000 - Fringe Benefits Parent (611000-619999)	199,248	269,466	321,768	334,950	318,435	361,232	26,282	7.85%
Personnel Expenses Total	620,001	757,651	848,674	869,809	852,839	902,980	33,171	3.81%
Operating Expenses								
700000 - Services Parent (701000-709999)	54,132	43,321	46,952	65,203	61,055	47,925	(17,278)	-26.50%
710000 - Materials & Supplies Parent (711000-719999)	4,914	5,372	4,071	5,425	5,146	5,650	225	4.15%
720000 - Travel Expense Parent (721000-729999)	313	1,458	5,694	3,000	2,150	-	(3,000)	-100.00%
730000 - Vehicle Operating Expense Parent (731000-739999)	278	72	-	350	350	-	(350)	-100.00%
740000 - Insurance, Claims, Damages Parent (741000-749999)	-	-	-	-	150	100	100	-
760000 - Capital Assets Parent (761000-769999)	-	-	-	-	-	-	-	-
770000 - Capital Outlay Parent (771000-779999)	-	-	-	-	-	-	-	-
780000 - Other Expenses Parent (781000-789999)	5,661	5,694	5,994	6,208	5,222	3,429	(2,779)	-44.76%
Operating Expenses Total	65,298	55,917	62,711	80,186	74,073	57,104	-23,082	-28.79%
Operating Expenses Total	65,298	55,917	62,711	80,186	74,073	57,104	-23,082	-28.79%
A7 - Purchasing Total	685,299	813,568	911,385	949,995	926,912	960,084	10,089	1.06%

Salaries & Benefits \$33,171

- Salaries increase of \$6,889 (1.29%)
- Fringe Benefits increase of \$26,282 (7.85%)
- No new positions

Operations (\$23,082)

- Increase in personnel is offset by a total decrease of \$23,082 (-28.79%) in operations, majority coming from the decrease in services.
- Advertising decreased \$4,600 (-9.79%)
- Employment Agencies decreased \$3,000 (-100%).
- IT Maintenance decreased \$7,100 (-88.75%).

Performance Measurements FY2020 (July-March)

PUR	Measure Description	Primary Desired Outcome/Notes	Yearly Target	Yearly Actual (July-March)
PM 1	Local Suppliers	Increase of engaged local suppliers (within 75 miles - quarterly)	55%	53%
PM 2	Time to PO	Time (days) from Fully Approved Standard (non-blanket) Requisition to Purchase Order (Monthly)	10	9.08



SAFER STREETS | GROWING ECONOMY | STRONGER NEIGHBORHOODS
HIGH PERFORMING GOVERNMENT | SMARTER STUDENTS, STRONGER FAMILIES

FY 2021 Budget 311 Call Center

Derek Frizzell– Customer Service Manager



Our mission is to break down the barriers that prevent people from living the lives they want in our community.

311 Call Center Department

Mission Statement:

- The 311 team is committed to enhancing the quality of life for every citizen in Chattanooga by providing premium customer service in response to the needs of everyone who visits, works, and lives in our City. We provide the citizens of Chattanooga knowledgeable assistance for every citizen interaction.

Goals & Objectives:

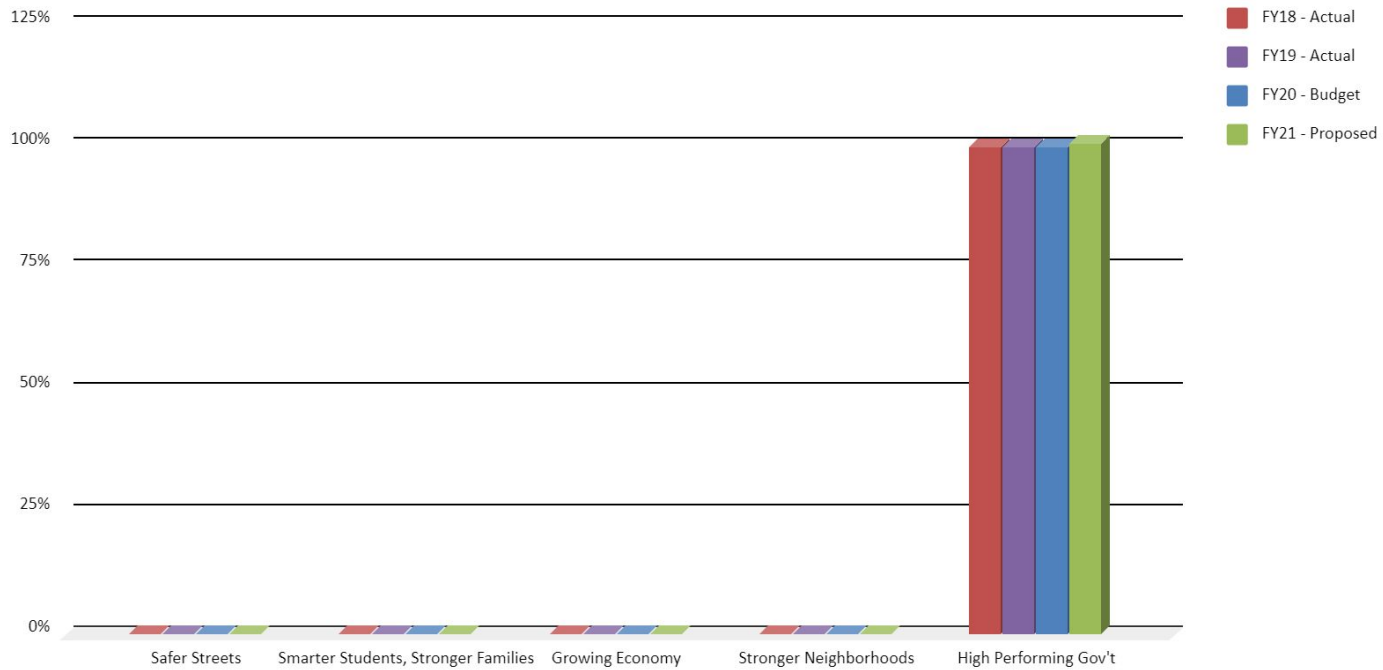
- Increase citizen experience when reaching out to the City of Chattanooga for all 311 calls and/or emails.
- Maintain an average wait time of ninety seconds or less.
- Reduce and/or Maintain an average call abandonment rate of twelve percent or less.
- Increase and/or Maintain an average first call resolution rate of seventy five percent or above.



Organization Chart



4 Year Results Area Allocation



	FY18 - Actual	FY18 - Actual %	FY19 - Actual	FY19 - Actual %	FY20 - Budget	FY20 - Budget %	FY21 - Proposed	FY21 - Proposed %
Safer Streets	-	-	-	-	-	-	-	-
Smarter Students, Stronger Families	-	-	-	-	-	-	-	-
Growing Economy	-	-	-	-	-	-	-	-
Stronger Neighborhoods	-	-	-	-	-	-	-	-
High Performing Gov't	606,648	100	717,655	100	694,271	100	684,576	100
TOTAL	606,648	100	717,655	100	694,271	100	684,576	100

Department Offer by Results Area

Row Labels	Actual FY19	Budget FY20	Proposed FY21	Inc (Dec) Proposed vs. Budget	% Change
IT					
1100					
H - HIGH PERFORMING GOVERNMENT					
A8 - 311 - Call Center					
311 Call Center	675,735	694,271	684,576	(9,695)	-1.40%
A8 - 311 - Call Center Total	675,735	694,271	684,576	(9,695)	-1.40%
H - HIGH PERFORMING GOVERNMENT Total	675,735	694,271	684,576	(9,695)	-1.40%
1100 Total	675,735	694,271	684,576	(9,695)	-1.40%
Grand Total	675,735	694,271	684,576	(9,695)	-1.40%

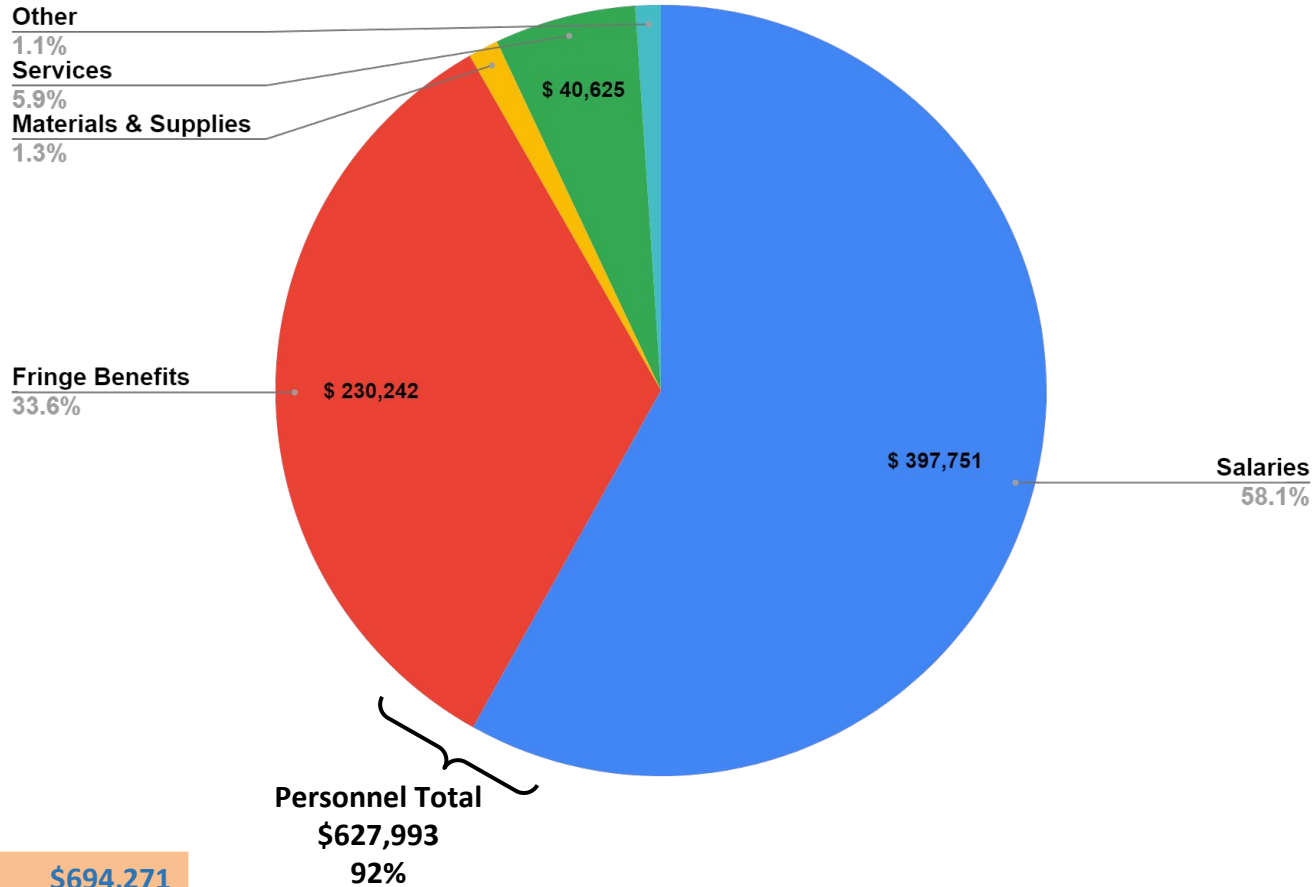
Overview of the New Service Delivery – Initiatives in the FY21 Budget

- For FY21, 311 will be implementing an in-house system called CRM CHATT311.

Significant Changes From Previous Year

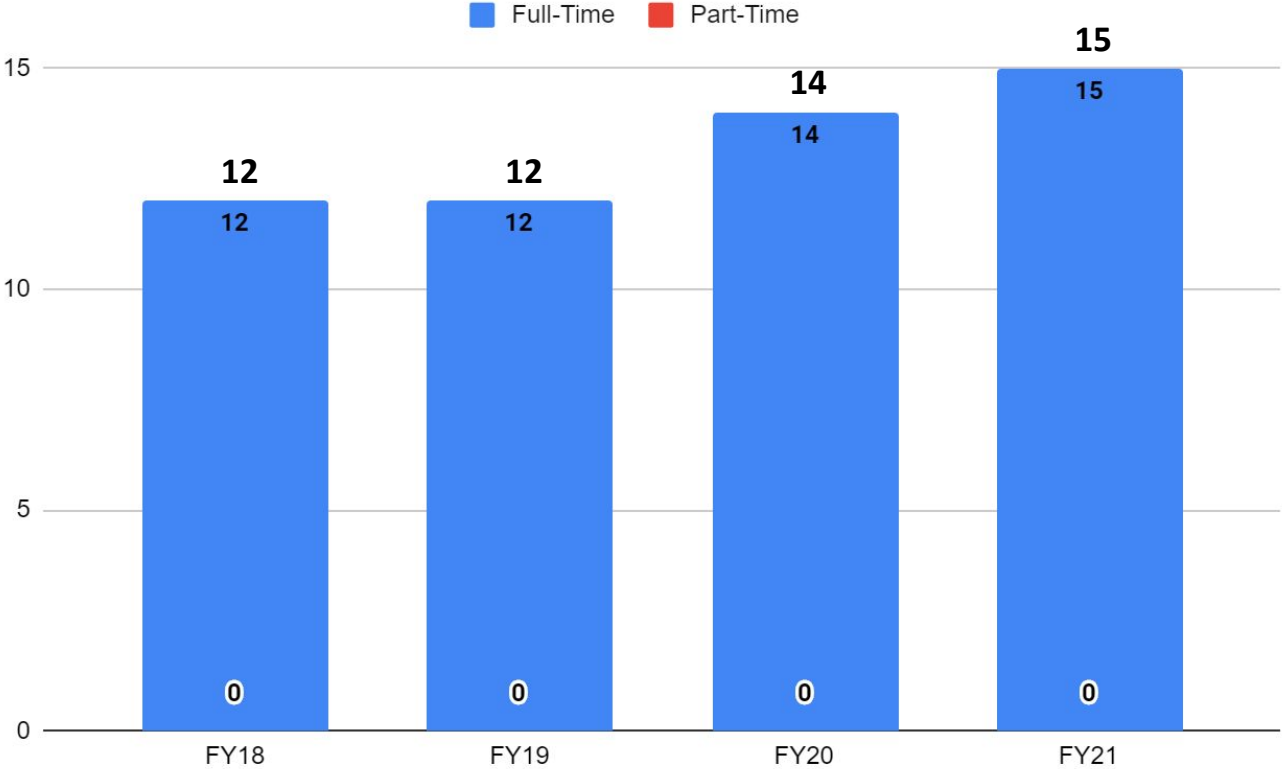
- Reduction of \$31,000 in IT Maintenance - Support Maintenance account, due to the creation of in-house system, CRM CHATT311.
- Adding 1 CSR position in FY21 being funded by ISS.

FY21 Expenditures by Category



FY20	\$694,271
FY21	\$684,576
Inc/(Dec)	(\$9,695)
Chg	-1.40%

Budgeted Personnel 4 –Year Comparison



*Note: In FY20, 2 CSR positions funded by ISS

*Note: In FY21, 3 CSR positions funded by ISS

5 Year Account Summary

	Actual FY17	Actual FY18	Actual FY19	Budget FY20	MBA Projection FY20	Proposed FY21	FY21 Proposed vs Budget FY20	% Change
A8 - 311 Call Center								
Peronnel Expenses								
600000 - Salaries Parent (601000-609999)	365,818	345,667	364,087	383,103	368,475	397,751	14,648	3.82%
610000 - Fringe Benefits Parent (611000-619999)	199,057	199,425	200,847	227,592	198,939	230,242	2,650	1.16%
Personnel Expenses Total	564,875	545,092	564,934	610,695	567,414	627,993	17,298	2.83%
Operating Expenses								
700000 - Services Parent (701000-709999)	39,715	52,668	62,365	71,175	104,564	40,625	(30,550)	-42.92%
710000 - Materials & Supplies Parent (711000-719999)	1,372	2,607	20,608	3,050	4,941	8,650	5,600	183.61%
720000 - Travel Expense Parent (721000-729999)	150	1,517	2,133	3,600	1,989	3,600	-	0.00%
730000 - Vehicle Operating Expense Parent (731000-739999)	-	-	-	-	-	-	-	-
740000 - Insurance, Claims, Damages Parent (741000-749999)	-	-	-	-	-	-	-	-
760000 - Capital Assets Parent (761000-769999)	-	-	-	-	-	-	-	-
770000 - Capital Outlay Parent (771000-779999)	-	-	20,175	-	5,093	-	-	-
780000 - Other Expenses Parent (781000-789999)	4,863	4,764	5,520	5,751	6,568	3,708	(2,043)	-35.52%
Operating Expenses Total	46,100	61,556	110,801	83,576	123,155	56,583	-26,993	-32.30%
Operating Expenses Total	46,100	61,556	110,801	83,576	123,155	56,583	-26,993	-32.30%
A8 - 311 Call Center Total	610,975	606,648	675,735	694,271	690,569	684,576	-9,695	-1.40%

Salaries & Benefits \$17,298

- Salaries Increased \$14,648 (3.82%)
- Fringe Benefits increased \$2,650 (1.16%)
- For FY21, 311 is adding 1 CSR position to be funded by ISS.

Operations (\$26,993)

- Total operations decreased \$26,993 (-32.3%), the majority coming from the replacement of CRM Accela with CHATT311, an in house system (savings of \$31,000).

Performance Measurements FY2020 (July-March)

311	Measure Description	Primary Desired Outcome/Notes	Yearly Target	Yearly Actual (July-March)
PM 1	Average Wait Time	Time user is waiting on a call.	1:30	3:00
PM 2	Abandonment Rate	Industry standard for all call centers is 5%, no data on 311 centers for benchmarking	10%	19.78%
PM 3	Number of Coaching Sessions	Number of calls observed with coaching provided on each month. (5 calls per agent per quarter or 60 each quarter)	240 calls	180
PM 4	% of Service Request	Broken by phone, app, website and email	measure	
		Phone/Email	65%-	52.10%
		Application /Website	35%+	48.73%
PM 5	% of Calls Serviced by 311 Rep	Citizen issues being resolved by one phone call (first call resolution)	80%	80.50%



SAFER STREETS | GROWING ECONOMY | STRONGER NEIGHBORHOODS
HIGH PERFORMING GOVERNMENT | SMARTER STUDENTS, STRONGER FAMILIES

FY 2021 Budget Executive Branch

Andy Berke- Mayor
Kerry Hayes – Chief of Staff



Our mission is to break down the barriers that prevent people from living the lives they want in our community.

Executive Branch

Mission Statement:

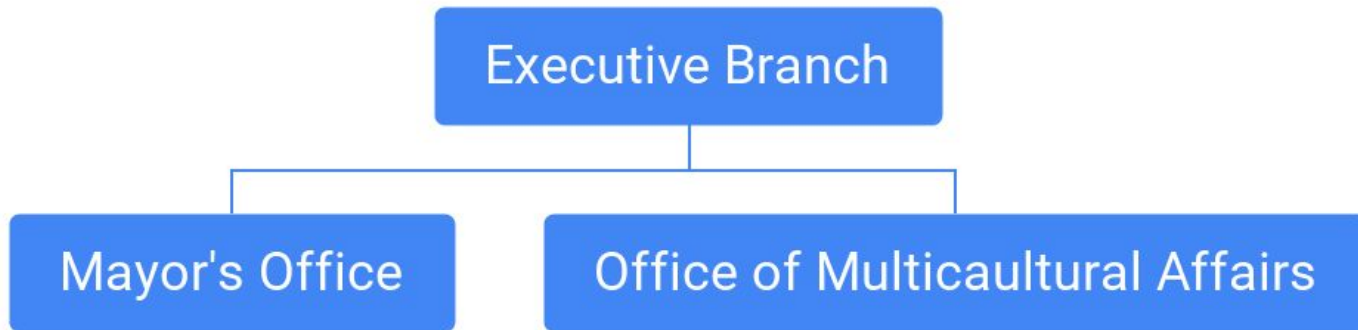
- To provide executive leadership for City government and enhance the City's capability to keep Chattanoogaans safe, build strong neighborhoods, grow our local economy, and retain the public trust with efficient use of taxpayer dollars and innovation.



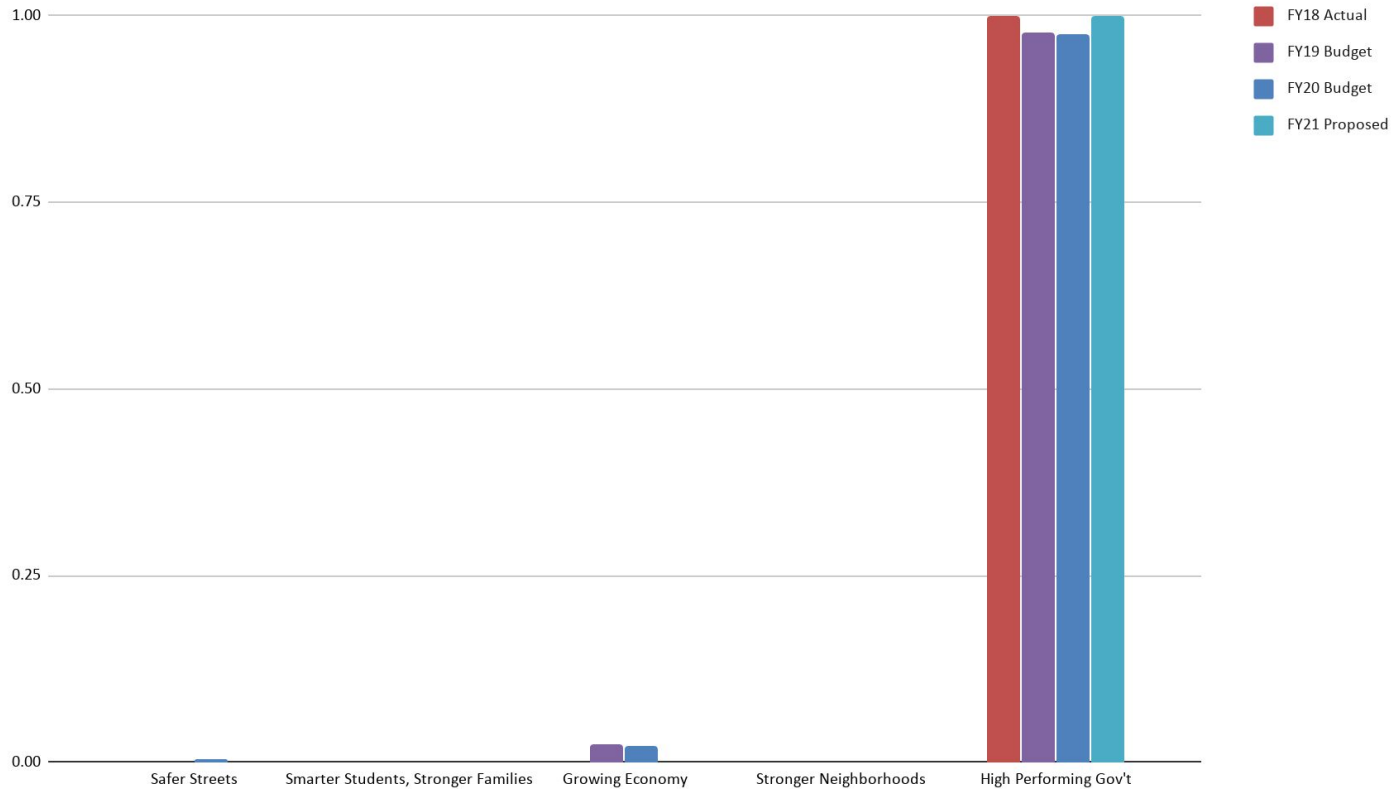
Goals & Objectives

- Ensure that every Chattanooga feels safe in their neighborhood.
- Grow stronger neighborhoods and a thriving, diverse economy.
- Provide opportunities for students to grow smarter and families to grow stronger.
- Use every taxpayer dollar responsibly to have a sound and innovative City government.

Organization Chart



4 Year Results Area Allocation

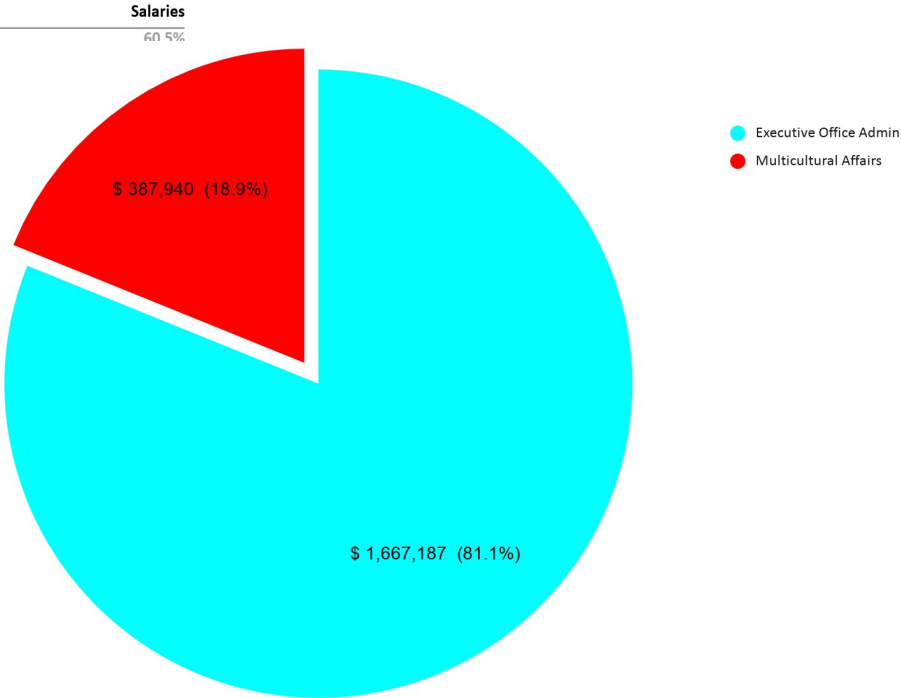
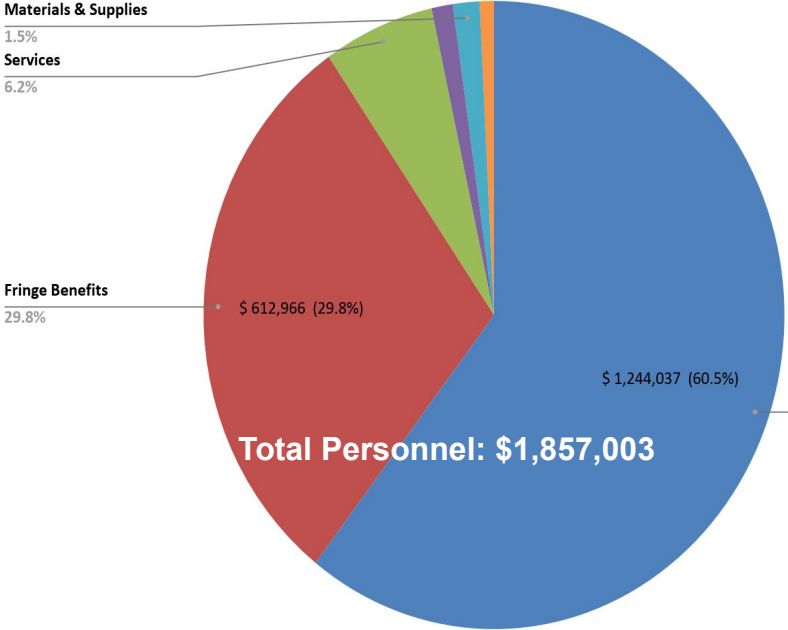


	FY18 Actual	FY18 Actual %	FY19 Budget	FY19 Budget %	FY20 Budget	FY19 Budget %	FY21 Proposed	FY21 Proposed %
Safer Streets	-	-	-	-	10,000	0.48	-	-
Smarter Students, Stronger Families	-	-	-	-	1,000	0.05	-	-
Growing Economy	-	-	-	-	43,000	2.06	1,000	0.50
Stronger Neighborhoods	-	-	-	-		97.41		-
High Performing Gov't	1,871,933	100	1,846,341	100	2,034,731	100.00	2,054,127	99.95
TOTAL	1,871,933	100	1,846,341	100	2,088,731	100.00	2,055,127	100.00

Department Offer by Result Area

Row Labels	Actual FY19	Budget FY20	Proposed FY21	Inc (Dec) Proposed vs. Budget	% Change
1100					
H - HIGH PERFORMING GOVERNMENT					
B - Executive Branch					
Chattanooga Interagency Council on Homelessness	-	-	-	-	0.00%
Chattanooga Kiva	-	43,000	43,000	-	0.00%
Lead for America Fellowship	-	-	-	-	0.00%
Mayor's Office and Operations	1,599,471	1,672,489	1,666,187	(6,302)	-0.38%
Office of Multicultural Affairs	277,378	373,242	344,940	(28,302)	-7.58%
Power, Connect, Deploy: Designing a Public Safety Resilient C	-	-	-	-	0.00%
B - Executive Branch Total	1,876,849	2,088,731	2,054,127	(34,604)	-1.66%
H - HIGH PERFORMING GOVERNMENT Total	1,876,849	2,088,731	2,054,127	(34,604)	-1.66%
1100 Total	1,876,849	2,088,731	2,054,127	(34,604)	-1.66%
Grand Total	1,876,849	2,088,731	2,054,127	(34,604)	-1.66%

FY21 Expenditures



FY20	\$2,088,731
FY21	\$2,055,127
Inc/(Dec)	(\$33,604)
CHG	-1.61%

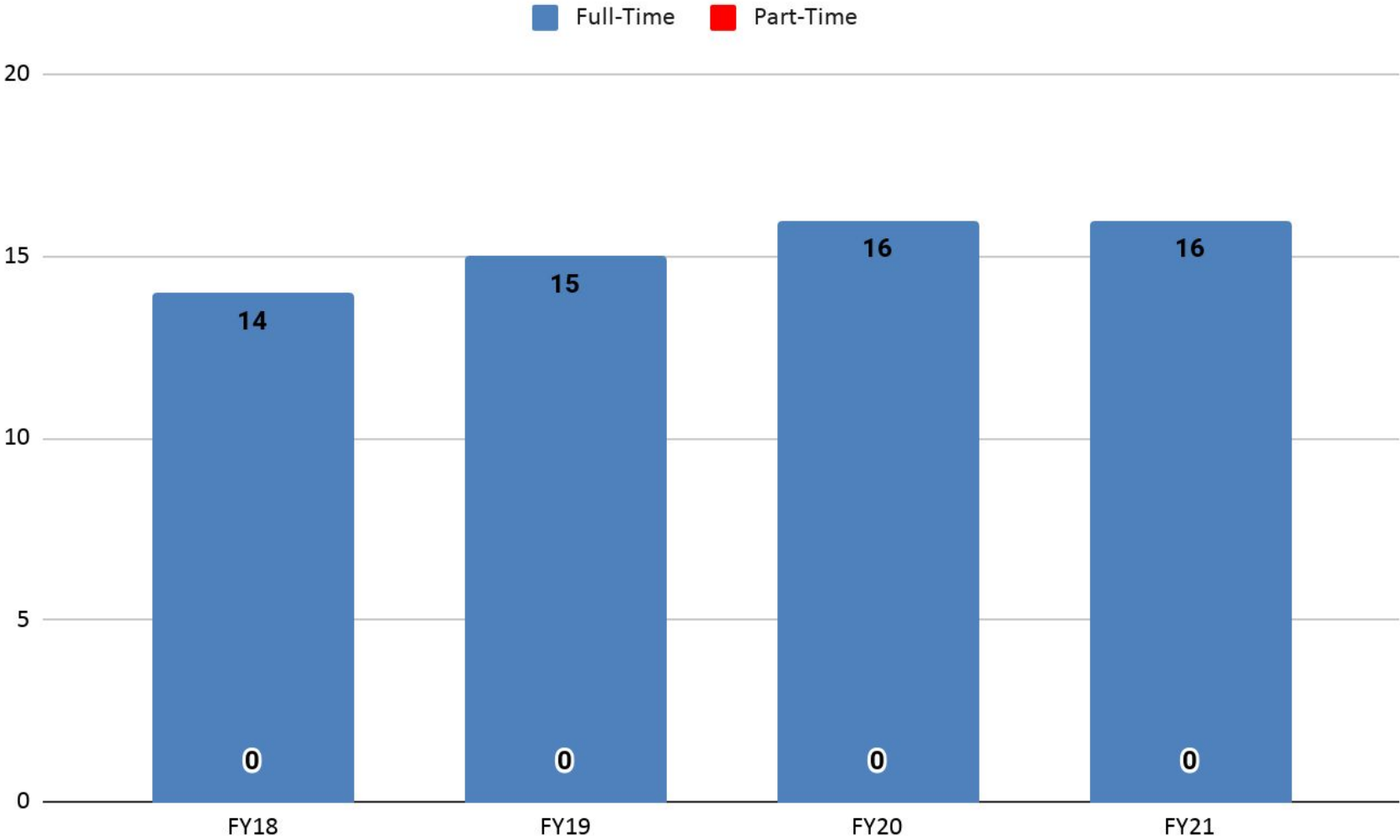
5 Year Account Summary & Highlight Analysis

	Actual FY17	Actual FY18	Actual FY19	Budget FY20	MBA Projection FY20	Proposed FY21	FY21 Proposed vs Budget FY20	% Change
B - Executive Branch								
.Personnel Expenses								
600000 - Salaries Parent (601000-609999)	1,086,807	1,092,532	1,133,809	1,266,783	1,273,489	1,244,037	(22,746)	-1.80%
610000 - Fringe Benefits Parent (611000-619999)	430,673	456,616	508,522	612,700	601,826	612,966	266	0.04%
.Personnel Expenses Total	1,517,480	1,549,148	1,642,331	1,879,483	1,875,315	1,857,003	(22,480)	-1.20%
Operating Expenses								
700000 - Services Parent (701000-709999)	143,410	212,404	117,426	135,861	231,446	127,060	(8,801)	-6.48%
710000 - Materials & Supplies Parent (711000-719999)	55,968	42,973	60,167	29,150	46,164	30,450	1,300	4.46%
720000 - Travel Expense Parent (721000-729999)	29,515	28,317	38,088	19,480	21,287	16,630	(2,850)	-14.63%
730000 - Vehicle Operating Expense Parent (731000-739999)	15,745	17,091	15,600	13,000	19,156	16,260	3,260	25.08%
740000 - Insurance, Claims, Damages Parent (741000-749999)	0	200	200	-	200	200	200	0.00%
770000 - Capital Outlay Parent (771000-779999)	4,403	2,955	4,783	5,000	3,552	-	(5,000)	-100.00%
780000 - Other Expenses Parent (781000-789999)	22,118	18,839	14,710	6,757	11,932	7,524	767	11.35%
Operating Expenses Total	271,159	322,779	250,974	209,248	333,736	198,124	(11,124)	-5.32%
B - Executive Branch Total	1,788,639	1,871,927	1,893,305	2,088,731	2,209,051	2,055,127	(33,604)	-1.61%

Recommendation: (-\$48,527)

- Salaries & Benefits decrease **-\$22,480** due to staffing changes and benefit selection and temporary staffing,
- Operations : **-\$11,124**
- (700000) - Services decrease of **-\$8,801** to cover actual in expenses.
- (710000) - Materials and supplies increase of **\$1,300** to cover actual progression in expenses.
- (720000) - Travel decrease of **-\$2,850** to cover actual expenses.
- (730000) - Vehicle operating increase of **\$3,260** to cover actual progression in expenses.
- (770000) - Capital Outlay reduction for **-\$5,000** to mirror actual cost from previous budget year.
- (780000) - Other expenses increase of **\$767** to cover actual progression in expenses.

Budgeted Personnel 4-Year Comparison





SAFER STREETS | GROWING ECONOMY | STRONGER NEIGHBORHOODS
HIGH PERFORMING GOVERNMENT | SMARTER STUDENTS, STRONGER FAMILIES

FY 2021 Budget Finance

Daisy W Madison - Chief Financial Officer
Tanikia Jackson - Deputy Chief Financial Officer



Our mission is to break down the barriers that prevent people from living the lives they want in our community.

Finance & Administration


Mission Statement:

To ensure the overall fiscal health of the City of Chattanooga and provide high quality support services to City departments and agencies.

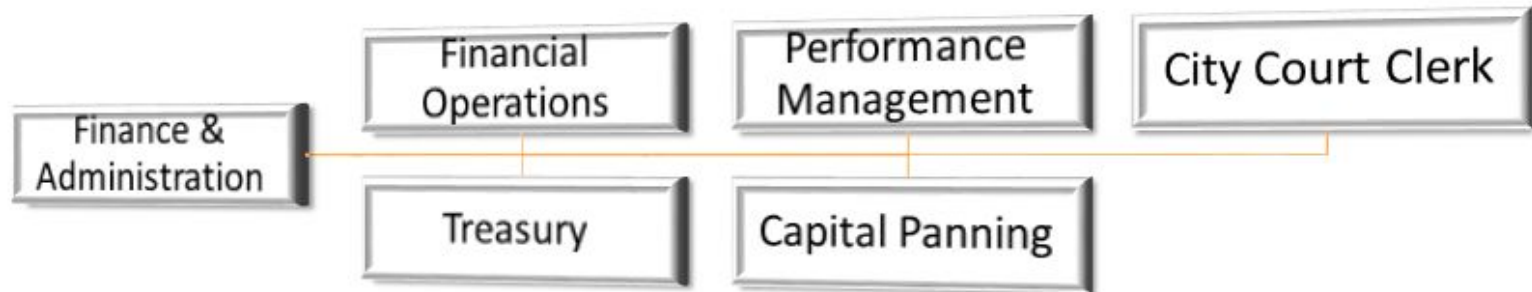


Goals & Objectives

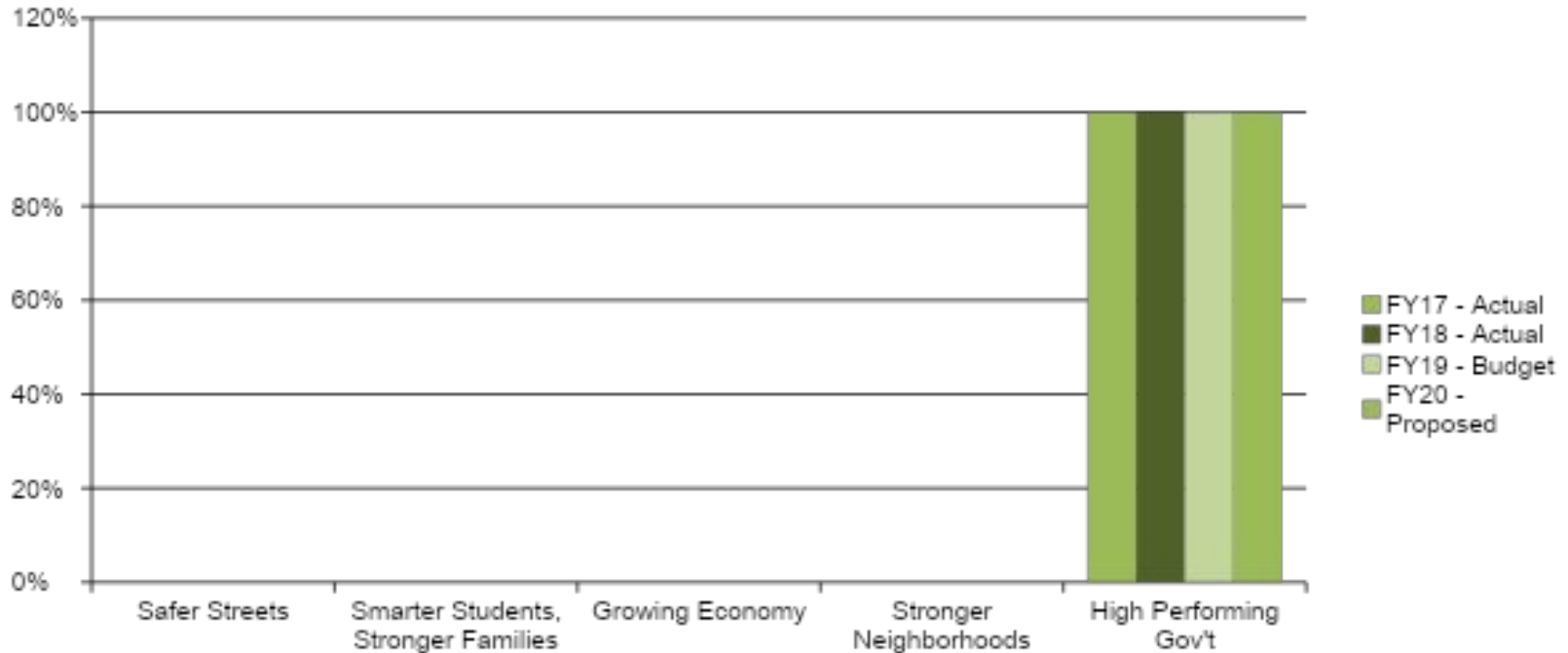
- Timely and accurate financial reporting in accordance with GAAP
- Appropriate internal controls and operations policies and procedures are in place to ensure legal and regulatory compliance and safeguarding City assets
- General oversight and responsibility for all budget & finance related functions



Organization Chart



4-Year Results Area Allocation



	FY18	FY18 - Actual %	FY19	FY19 - Actual %	FY20	FY20 - Budget %	FY21	FY21 - Proposed %
Safer Streets	-	0	-	0	-	0	-	0
Smarter Students, Stronger Families	-	0	-	0	-	0	-	0
Growing Economy	-	0	-	0	-	0	-	0
Stronger Neighborhoods	-	0	-	0	-	0	-	0
High Performing Gov't	6,408,771	100	5,920,389	100	7,027,832	100	6,912,086	100
TOTAL	6,408,771	100	5,920,389	100	7,027,832	100	6,912,086	100

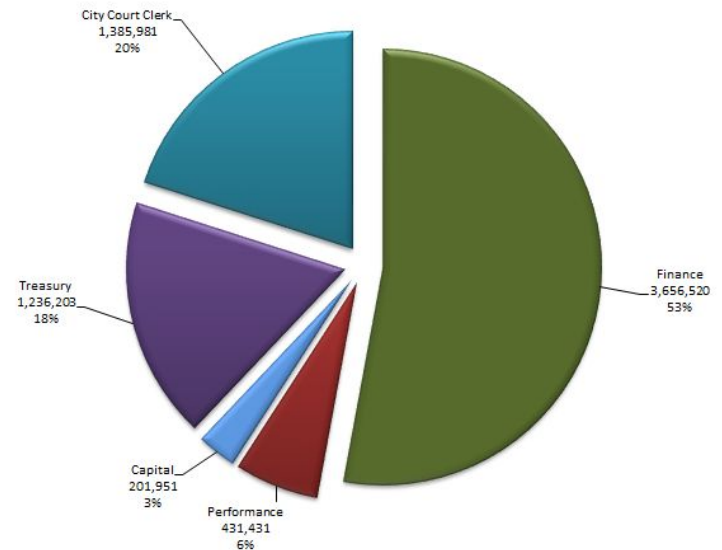
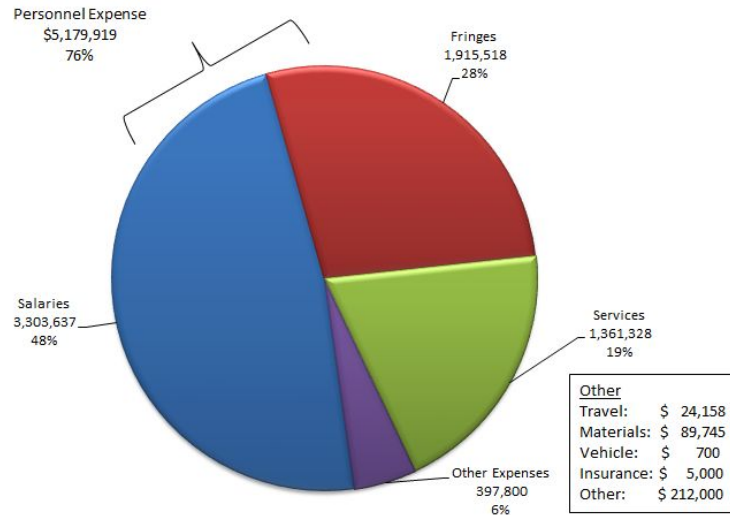
Department Offer by Result Area

Row Labels	Actual FY19	Budget FY20	Proposed FY21	Inc (Dec) Proposed vs. Budget	% Change
1100					
H - HIGH PERFORMING GOVERNMENT					
C - Finance & Admin					
City Court Clerk Judicial Support Services	1,189,027	1,458,784	1,385,981	(72,803)	-4.99%
Finance Administration	2,787,806	871,036	811,953	(59,083)	-6.78%
Financial Operations Management & Reporting	79,208	1,666,121	1,691,500	25,379	1.52%
Financial Plan Development and Management	13,819	653,328	653,067	(261)	-0.04%
Office of Performance Management and Open Data	219,035	436,715	431,431	(5,284)	-1.21%
Strategic Capital Planning	187,644	199,498	201,951	2,453	1.23%
Treasury Management Services	1,443,850	1,742,350	1,736,203	(6,147)	-0.35%
C - Finance & Admin Total	5,920,389	7,027,832	6,912,086	(115,746)	-1.65%
H - HIGH PERFORMING GOVERNMENT Total	5,920,389	7,027,832	6,912,086	(115,746)	-1.65%
1100 Total	5,920,389	7,027,832	6,912,086	(115,746)	-1.65%

Significant Changes From Previous Year

- Implementation of a Property Tax Software System for the 2021 tax season
- Implementation of Business License software system
- New Enterprise Resource Planning (ERP) System

FY21 Expenditures (In Millions)



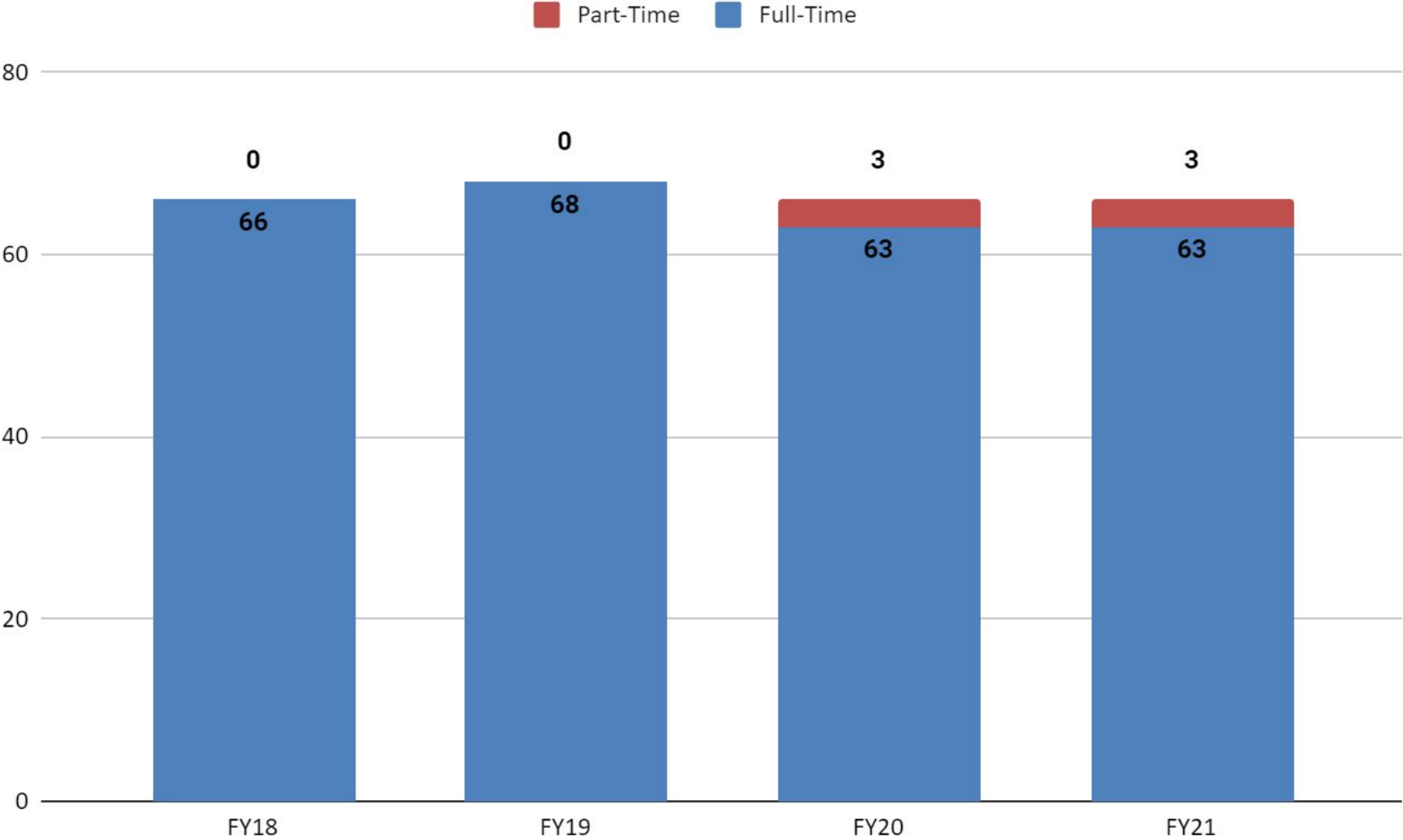
FY20	\$7,027,832
------	-------------

FY21	\$6,912,086
------	-------------

Inc/(Dec)	(\$115,746)
-----------	-------------

Chg	-1.65%
-----	--------

Budgeted Personnel 4-Year Comparison



5 Year Account Summary

	Actual FY17	Actual FY18	Actual FY19	Budget FY20	Projection FY20	FY21 Proposed	Proposed FY21 vs. Budget FY20	% Change
C - Finance & Admin								
.Personnel Expenses								
600000 - Salaries Parent (601000-609999)	2,612,606	2,716,482	2,936,914	3,349,387	3,233,270	3,303,637	(45,750)	-1.56%
610000 - Fringe Benefits Parent (611000-619999)	1,239,187	1,444,262	1,586,437	1,862,768	1,778,166	1,915,518	52,750	3.33%
.Personnel Expenses Total	3,851,793	4,160,744	4,523,351	5,212,155	5,011,436	5,219,155	7,000	0.15%
Operating Expenses								
700000 - Services Parent (701000-709999)	1,064,553	1,107,991	1,081,384	1,415,922	1,245,238	1,361,328	(54,594)	-5.05%
710000 - Materials & Supplies Parent (711000-719999)	65,493	55,130	72,546	94,670	64,471	89,745	(4,925)	-6.79%
720000 - Travel Expense Parent (721000-729999)	18,097	20,150	18,094	24,095	13,783	24,158	63	0.35%
730000 - Vehicle Operating Expense Parent (731000-739999)	390	73	239	200	276	700	500	0.00%
740000 - Insurance, Claims, Damages Parent (741000-749999)	4,680	-	2,460	5,000	5,000	5,000	-	0.00%
760000 - Capital Asset Parent (761000-769999)	-	-	-	-	-	-	-	0.00%
770000 - Capital Outlay Parent (771000-779999)	5,453	9,670	15,921	-	1,380	-	-	0.00%
780000 - Other Expenses Parent (781000-789999)	210,268	204,428	206,394	275,790	271,334	212,000	(63,790)	-30.91%
Operating Expenses Total	1,368,934	1,397,442	1,397,038	1,815,677	1,601,482	1,692,931	(122,746)	-8.79%
C - Finance & Admin Total	5,220,727	5,558,186	5,920,389	7,027,832	6,612,918	6,912,086	(115,746)	-1.65%

Recommendation: (\$115,746)

- **Salaries & Benefits (\$7,000)**
 - Added Attrition (\$81K)
 - Hospitalization increase (\$105K) due to benefit selections from employees
- **Operations (\$122,746)**
 - Reduction of budget for Other Financing Uses (\$60k), reduction in funding for program expense to realign account budgets to reflect historical spending.
 - Reduction in budget request for Contracted Operation (\$100K)
 - Reduction in budget request for Miscellaneous Service (\$37K)

Performance Measures FY2020 (July-March)

FIN	Measure Description	Primary Desired Outcome/Notes	Yearly Target	Yearly Actual (July-March)
PM 1	Number of invoices paid within 30 days of invoice date	Percentage of invoices paid within 30 days of invoice date.	82%	80.48%
PM 2	Number of unavoidable Special Payrolls (Payroll Ofc / Dept / Employee)	Minimize the number of special payrolls by 8%.	13 / 54 / 0	0 / 19 / 39
PM 3	Maintain transparency (CAFR and PAFR posted on the City's website)	Maintain 100% compliance posting a searchable pdf within 6 months.	6	Yes
PM 4	Customer Satisfaction (internal) Financial Operations	Maintain customer satisfaction at 90%	90%	Annual
PM 5	Receive an unmodified audit opinion	Receive an unmodified audit opinion & GFOA Certificate	100%	Yes
PM 6	Maximize Collection of City Revenue (Current Year Property Tax)	Maintain the current year property tax collection rate of 96% of levy	96%	95.37%
PM 7	Minimize delinquent sewer accounts (Maximize sewer collections)	Decrease Delinquent Accounts (percent of on time payment)	96%	84.6%
PM 8	Highly Satisfactory Customer Experience Treasury (external)	Maintain customer satisfaction	97%	96.77%
PM 9	Maximize City's Return on Investments	Exceed basis points on 1 year Treasury Bill	4	25
PM 10	Bond Rating from S&P	Maintain AAA bond rating from S&P	AAA	AAA
PM 11	Maintain Fund Balance	Maintain the Fund at 20% or more of Expend and Transfers Out	20%	23.10%
PM 12	Debt Retirement	Retire debt within the first 10 years	60%	81.40%
PM 13	Professional Development	Maintain staff training (percent of people with training each year)	30%	55%

Performance Measures Cont.

FIN	Measure Description	Primary Desired Outcome/Notes	Yearly Target	Yearly Actual (July-March)
PM 14	Operating and Capital Budgets posted to the Open Data Portal and City Website	Post operating & capital budgets on Open Data Portal within 20 days of passage.	7	1
PM 15	Overall Customer Satisfaction for (external) (Budget, from departments)	Maintain overall customer satisfaction	90%	TBD
PM 16	General Fund Expenditure Projections	Remain under budget (budgetary compliance)	-3%	-3.14%
PM 17	Distinguished Budget Award for Excellence	Prepare & submit Comprehensive Budget Report to the GFOA within 90 days	90	Annual
PM 18	General Fund Revenue Projections	Actual revenues will exceed budget	3%	0.52%
PM 19	Enhanced court services	Increase customer satisfaction by 1%	88%	100.0%
PM 20	Payments to Court	Increase online payments by 1%	33%	40.03%
PM 21	Support Optimum Court Operations	Increase error free dockets by 1%	99%	99.87%
PM 22	Performance Measures	Increase performance measures on target	80%	58%
PM 23	Maintain Page Views	Maintain total page views on open data platform	300,000	63,547

SAFER STREETS | GROWING ECONOMY | STRONGER NEIGHBORHOODS
HIGH PERFORMING GOVERNMENT | SMARTER STUDENTS, STRONGER FAMILIES

FY 2021 Budget Finance - Other Funds

Daisy W Madison - Chief Financial Officer
Tanikia Jackson - Deputy Chief Financial Officer



Our mission is to break down the barriers that prevent people from living the lives they want in our community.

Economic Development Fund

Economic Development	Actual FY19	Budget FY20	Proposed FY21	Inc (Dec) Proposed vs. Budget	% Change
Revenues					
Local Option Sales Tax	14,660,843	14,211,661	12,790,495	(1,421,166)	-10.00%
TDZ - State Sales Tax	5,386,763	2,340,300	3,200,000	859,700	36.73%
TDZ - Hamilton County Local Option	1,802,163	1,160,000	1,300,000	140,000	12.07%
Total Revenues	21,849,769	17,711,961	17,290,495	(421,466)	-2.38%
Expenditures					
Chattanooga Economic Development Capital Fund	10,247,800	8,000,000	8,000,000	-	0.00%
Approp to Capital From Fund Balance	-	10,000,000	10,000,000	-	0.00%
Chattanooga Chamber of Commerce	450,000	450,000	450,000	-	0.00%
Chamber of Commerce Marketing & Industrial Services	75,000	75,000	75,000	-	0.00%
Enterprise Center Innovation District . . . AO	850,000	-	-	-	0.00%
Enterprise Center - Operating Support . . . AO	1,002,500	1,002,500	987,500	(15,000)	-1.50%
Enterprise Center - Digital Equity Programs . . . AO	325,000	421,000	421,000	-	0.00%
Enterprise Center - Bessie Smith/Mapp Building . . . AO	50,000	-	-	-	0.00%
Public Education Foundation - STEP-UP Chattanooga . . . AO	25,000	75,000	75,000	-	0.00%
Chattanooga Dream	-	60,000	-	(60,000)	-100.00%
Resiliency Planning	-	100,000	-	(100,000)	-100.00%
TN Reconnect Grant	65,750	-	-	-	0.00%
Thrive Regional Partnership . . . AO	100,000	100,000	80,000	(20,000)	-20.00%
Carter Street Corporation . . . AO	200,000	200,000	200,000	-	0.00%
Collection Fee to Hamilton County Trustee	164,630	144,280	127,905	(16,375)	-11.35%
Lease Payments	467,328	3,583,881	2,374,090	(1,209,791)	-33.76%
Tourist Development Zone transfer to CDRC to cover debt	7,188,926	3,500,300	4,500,000	999,700	28.56%
Total Expenditures	21,211,934	27,711,961	27,290,495	(421,466)	-1.52%
Estimated Incr(Decr) in Fund Balance	637,835	(10,000,000)	(10,000,000)		
Beginning Fund Balance July 1	17,957,198	18,595,033	8,595,033		
Ending Fund Balance June 30	18,595,033	8,595,033	(1,404,967)		
Ending Fund Balance as a % of Total Appropriations	87.66%	31.02%	-5.15%		

Hotel / Motel Fund

	FY19 Actual	FY20 Budget	FY21 Proposed	Inc/(Dec)	% change
Occupancy Tax	7,585,445	7,819,366	5,300,254	(2,519,112)	-32.22%
Interest Earned	2,613	0	0	-	0.00%
Total Revenues	7,588,058	7,819,366	5,300,254	(2,519,112)	-32.22%
PW Capital Fund & Waterfront Projects	6,800,000	669,889	0	(669,889)	-100.00%
Hotel/Motel Collection Fee	155,835	157,936	106,005	(51,931)	-32.88%
Debt Service	3,758,373	2,972,859	3,878,623	905,764	30.47%
Hamilton County Accounting Fee	74,322	78,194	53,003	(25,191)	-32.22%
Total Expenses	10,788,530	3,878,878	4,037,631	158,753	4.09%
Estimated Incr(Decr) in Fund Balance	-3,200,472	3,940,488	1,262,623		
Beginning Fund Balance July 1	2,667,920	-532,552	3,407,936		
Ending Fund Balance June 30	-532,552	3,407,936	4,670,559		
Ending Fund Balance as a % of Total Appropriations	-4.94%	87.86%	115.68%		

Debt Service Fund

	FY19 Actual	FY20 Budget	FY21 Proposed	Inc/(Dec)	% change
General Fund	24,812,512	20,940,110	20,417,289	(522,821)	-2.50%
CDBG (Fannie Mae Loan)	388,957	374,485	359,494	(14,991)	-4.00%
Hotel/Motel Tax	3,758,373	2,971,859	3,879,623	907,764	30.55%
Capital Funds	-1,200,000	0	0	-	0.00%
Other Sources	75,442	75,442	75,442	-	0.00%
Total Revenues	27,835,284	24,361,896	24,731,848	369,952	1.52%
Prinicpal	20,982,892	17,804,771	18,153,675	348,904	1.96%
Interest	6,741,953	6,447,125	6,478,173	31,048	0.48%
Bank Service Charges	51,218	110,000	100,000	(10,000)	-9.09%
Total Expenses	27,776,063	24,361,896	24,731,848	369,952	1.52%
Estimated Incr(Decr) in Fund Balance	59,221	0	0		
Beginning Fund Balance July 1	2,990,088	3,049,309	3049309		
Ending Fund Balance June 30	3,049,309	3,049,309	3,049,309		
Ending Fund Balance as a % of Total Appropriations	10.98%	12.52%	12.33%		

Major Funds Summary

<u>Major Funds</u>	<u>Proposed FY21</u>
General Fund	255,380,000
Golf Course	1,696,461
Debt Service Fund	24,731,848
Economic Development Fund	17,290,495
State Street Aid Fund	6,219,156
Hotel/Motel Tax Fund	4,037,631
Automated Traffic Enforcement Fund	1,010,004
Narcotics Fund	425,000
Federal Asset Forfeiture	300,000
Community Development	3,686,257
Social Services	19,409,918
TN Valley Regional Communications	1,700,267
Water Quality Management Fund	26,150,000
Interceptor Sewer System Fund	92,000,000
Solid Waste Fund	4,349,000
Total All Budgeted Funds	458,386,037
Use of Reserves for Capital	29,587,926
Total Operation & Reserve Funds	487,973,963
Total Capital Budget *	156,498,397
Grand Total Operations & Capital	644,472,360
*Includes \$132.5M New FY21 Capital and Reduction of (-\$23,677,243) existing project cleanup; namely FEMA (18.8M) TEMA (3.1M)DOE (1.5M) other (311k)	



SAFER STREETS | GROWING ECONOMY | STRONGER NEIGHBORHOODS
HIGH PERFORMING GOVERNMENT | SMARTER STUDENTS, STRONGER FAMILIES

FY 2021 Budget Human Resources

Beverly Moultrie – Chief Human Resources Officer
Shea Jefferson – Deputy Chief Human Resources Officer



Our mission is to break down the barriers that prevent people from living the lives they want in our community.

Human Resources

Vision Statement:

Empowering excellence and building competitive advantage through people for the purpose of fostering an engaged and inclusive workforce to make life better for all Chattanoogaans.



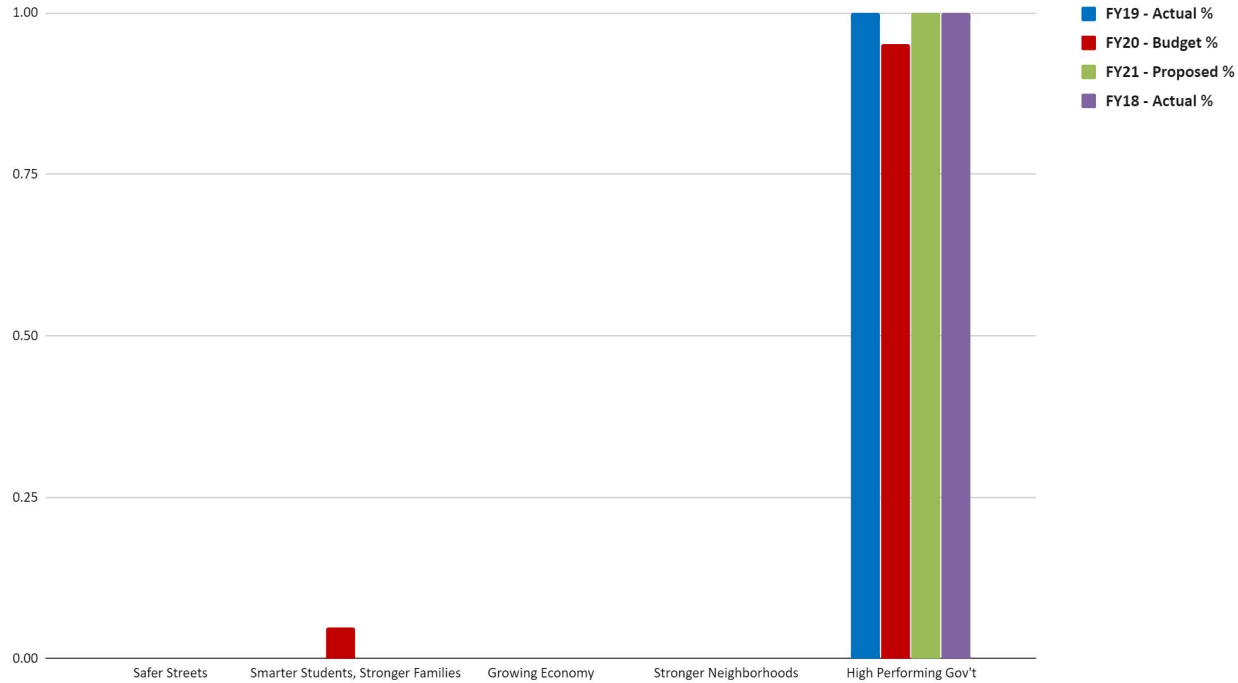
Goals & Objectives

1. Hire and retain the best talent.
2. Offer personal and professional development to employees throughout their career.
3. Recognize and reward employees fairly and competitively within appropriate and transparent compensation frameworks.
4. Promote an environment where health and wellbeing are actively promoted, where people feel engaged and valued for their contribution.

Organization Chart



4 Year Results Area Allocation



	FY18 Actual	FY18 - Actual %	FY19 Actual	FY19 - Actual %	FY20 Budget	FY20 - Budget %	FY21 Proposed	FY21 - Proposed %
Safer Streets	-	-	-	-	-	-	-	-
Smarter Students, Stronger Families	-	-	-	-	145,482	0	-	0
Growing Economy	-	-	-	-	-	-	-	-
Stronger Neighborhoods	-	-	-	-	-	-	-	-
High Performing Gov't	1,829,282	100	2,223,390	100	2,873,589	95	3,104,179	100
TOTAL	1,829,282	100	2,223,390	100	3,019,071	100	3,104,179	100

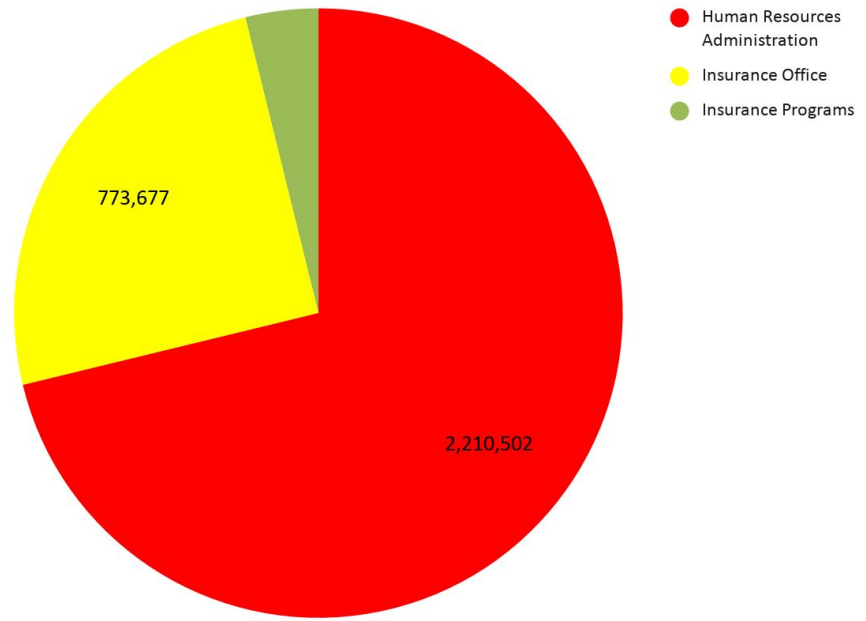
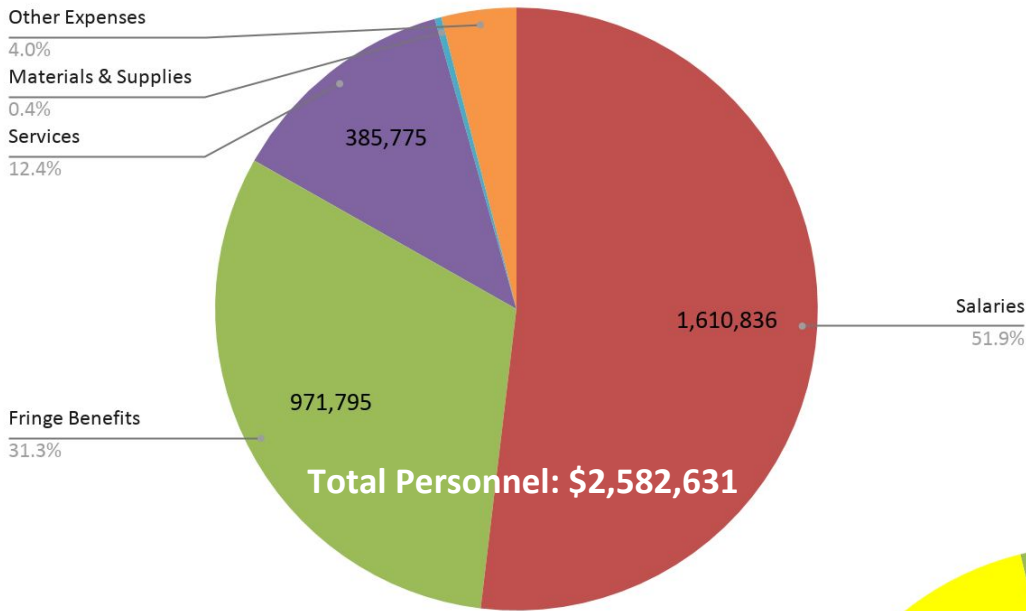
Department Offer by Result Area

Row Labels	Actual FY19	Budget FY20	Proposed FY21	Inc (Dec) Proposed vs. Budget	% Change
1100					
H - HIGH PERFORMING GOVERNMENT					
E - Human Resources					
Human Resources Operations Budget	2,223,425	3,019,072	3,104,179	85,107	2.82%
E - Human Resources Total	2,223,425	3,019,072	3,104,179	85,107	2.82%
H - HIGH PERFORMING GOVERNMENT Total	2,223,425	3,019,072	3,104,179	85,107	2.82%
1100 Total	2,223,425	3,019,072	3,104,179	85,107	2.82%
Grand Total	2,223,425	3,019,072	3,104,179	85,107	2.82%

Significant Changes From Previous Year

- **Salary and Benefits (\$161,410 increase)**
 - Salaries - \$98,813 (6.3%)
 - Benefits - \$62,597 (6.8%)
- **Technology System (\$52,536 increase)**
 - Neogov software and LMS
- **Consulting Services (\$32,000 decrease)**
 - Promotional testing for sworn
 - GARE
- **Training (\$85,360 decrease)**
 - GARE
 - Leadership & Staff Development
 - OSHA required

FY21 Expenditures



FY20	\$3,019,072
FY21	\$3,104,179
Inc(Dec)	\$85,107
% Chg	2.82

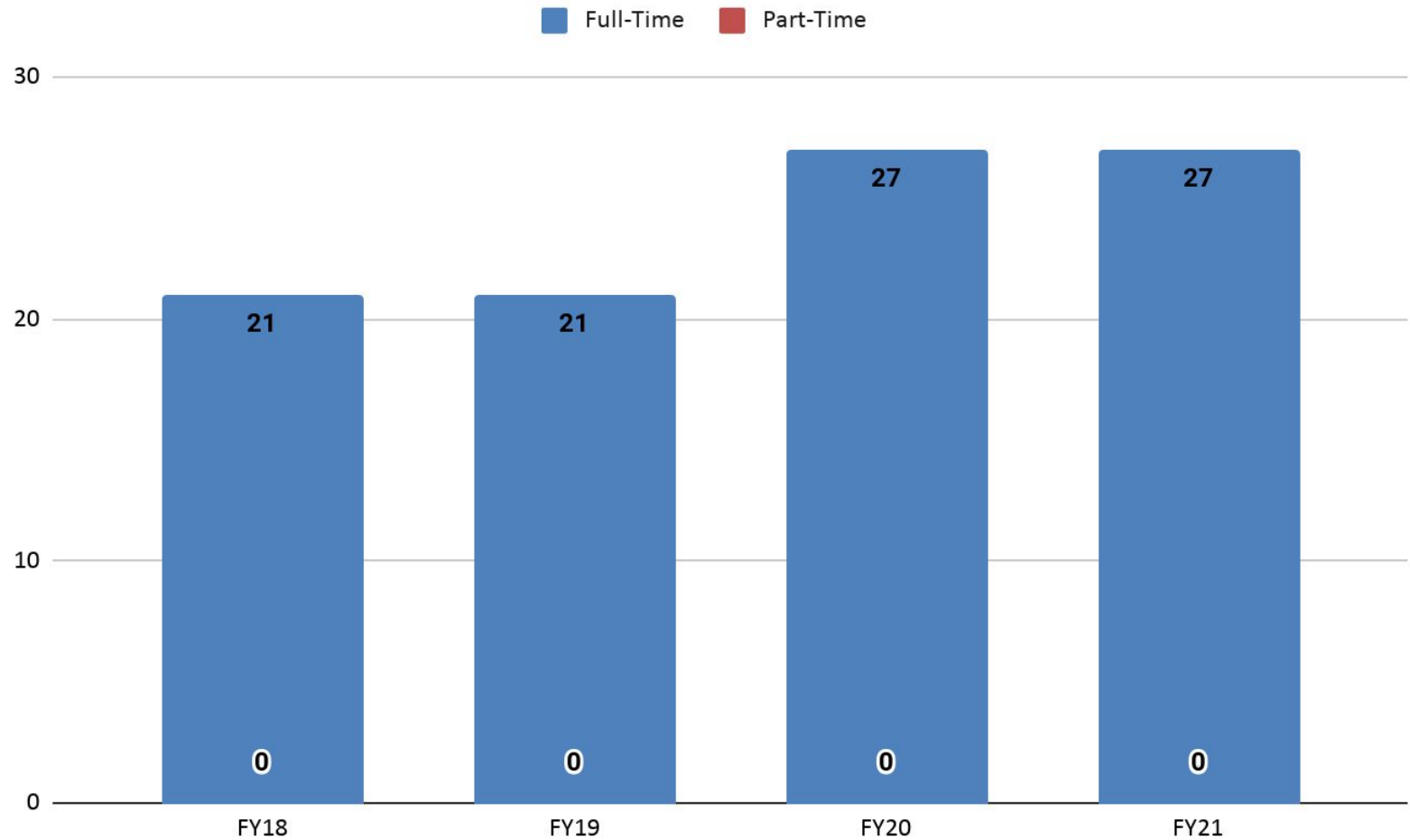
5 Year Account Summary & Highlight Analysis

	Actual FY17	Actual FY18	Actual FY19	Budget FY20	MBA Projection FY20	Proposed FY21	FY21 Proposed vs Budget FY20	% Change
E - Human Resources								
.Personnel Expenses								
600000 - Salaries Parent (601000-609999)	1,166,871	1,566,023	1,664,836	1,566,023	1,428,324	1,610,836	44,813	2.86%
610000 - Fringe Benefits Parent (611000-619999)	628,722	918,517	1,013,043	918,517	769,302	971,795	53,278	5.80%
.Personnel Expenses Total	1,795,593	2,484,540	2,677,879	2,484,540	2,197,626	2,582,631	98,091	3.95%
Operating Expenses								
700000 - Services Parent (701000-709999)	296,384	412,495	385,775	412,495	626,284	385,775	(26,720)	-6.48%
710000 - Materials & Supplies Parent (711000-719999)	25,211	17,400	11,120	17,400	21,164	11,120	(6,280)	-36.09%
720000 - Travel Expense Parent (721000-729999)	8,459	9,167	7,000	9,167	5,422	7,000	(2,167)	-23.64%
730000 - Vehicle Operating Expense Parent (731000-739999)	6,518	3,200	7,050	3,200	7,193	5,111	1,911	59.72%
740000 - Insurance, Claims, Damages Parent (741000-749999)	78,000	75,000	100,000	75,000	75,000	100,000	25,000	33.33%
770000 - Capital Outlay Parent (771000-779999)	2,551	-	-	-	1,973	-	0	0.00%
780000 - Other Expenses Parent (781000-789999)	10,709	17,270	12,542	17,270	20,764	12,542	(4,728)	-27.38%
Operating Expenses Total	427,832	534,532	523,487	534,532	757,800	521,548	(12,984)	-2.43%
E - Human Resources Total	2,223,425	3,019,072	3,201,366	3,019,072	2,955,426	3,104,179	85,107	2.82%

Recommendation: 85,107

- Salaries & benefits - (\$98,091)
 - Organizational restructure and reclassification of existing positions to align with service delivery.
- Operations - (-\$12,984) reduction in operations overall, the majority in services based on previous year operations.

Budgeted Personnel 4-Year Comparison



Performance Measurements FY2020 (July-March)

Human Resources

HR	Measure Description	Primary Desired Outcome/Notes	Yearly Target	Yearly Actual (July-March)
PM 1	Time to Fill	In order to maintain excellent service delivery the Human Resources Department will decrease the time to fill positions by 10 calendar days in FY 2020	<45 Calendar days	26.0
PM 2	First Year Service Turnover Rate (Annualized)	Percent of full-time employees who voluntarily or involuntarily left the organization during their first year of service YTD	18%	21.8%
PM 2.5	Annual Turnover (Annualized)	Total turnover divided each month by the number of annual exposures (1/12th) of a year per employee.	9%	10.4%
PM 3	Vacancy Rate	Percent of approved positions that are unfilled at a given time.	5%	8.11%
PM 4	City quarterly Incident Rate (OSHA Recordable injuries)	Reduce Incident Rate below/equal to 7.0 (Equation: # of recordables x 200,000/# of labor hours)	7.0	6.4



SAFER STREETS | GROWING ECONOMY | STRONGER NEIGHBORHOODS
HIGH PERFORMING GOVERNMENT | SMARTER STUDENTS, STRONGER FAMILIES

FY 2021 Budget

Economic & Community Development

Donna Williams – Administrator ECD
Richard Beeland – Deputy Administrator ECD



Our mission is to break down the barriers that prevent people from living the lives they want in our community.

Economic and Community Development

Mission Statement:

To develop and invest in economic and community development strategies that assist and promote the success of businesses, revitalized communities and vibrant public spaces in Chattanooga.



Goals & Objectives


Housing:

- Increase housing investment in every neighborhood.
- Increase owner-occupied homes.
- Increase commercial investment.

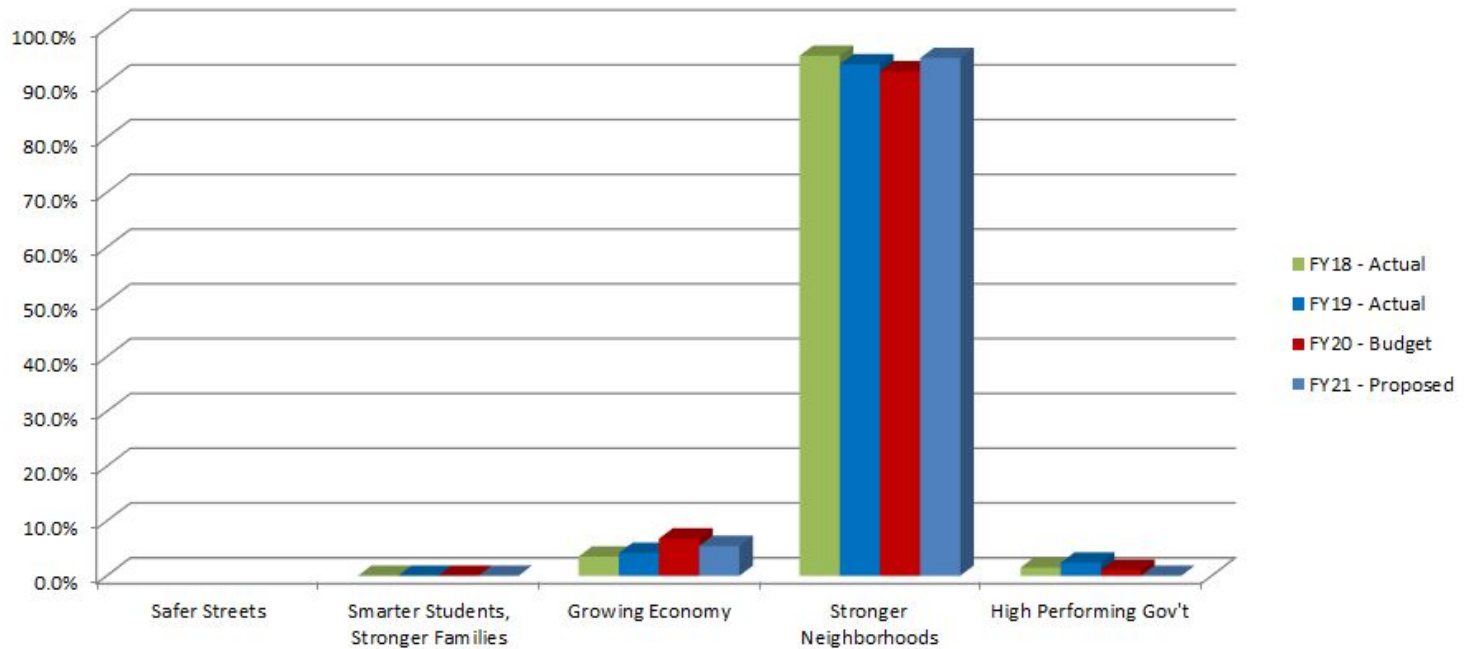
Blight:

- Reduce abandoned vacant land.
- Increase compliance by 5 - 10% annually.

Organization Chart



4 Year Results Area Allocation



	FY18	FY18 - Actual %	FY19	FY19 - Actual %	FY20	FY20 - Budget %	FY21	FY21 - Proposed %
Safer Streets								
Smarter Students, Stronger Families		0.0%		0.0%		0.0%		0.0%
Growing Economy	247,748	3.5%	328,252	4.2%	626,644	6.8%	476,553	5.4%
Stronger Neighborhoods	6,685,655	95.0%	7,340,079	93.4%	8,482,810	92.1%	8,267,976	94.6%
High Performing Gov't	106,811	1.5%	189,718	2.4%	100,000	1.1%	-	0.0%
	7,040,214	100.0%	7,858,049	100.0%	9,209,454	102.0%	8,744,529	100.0%

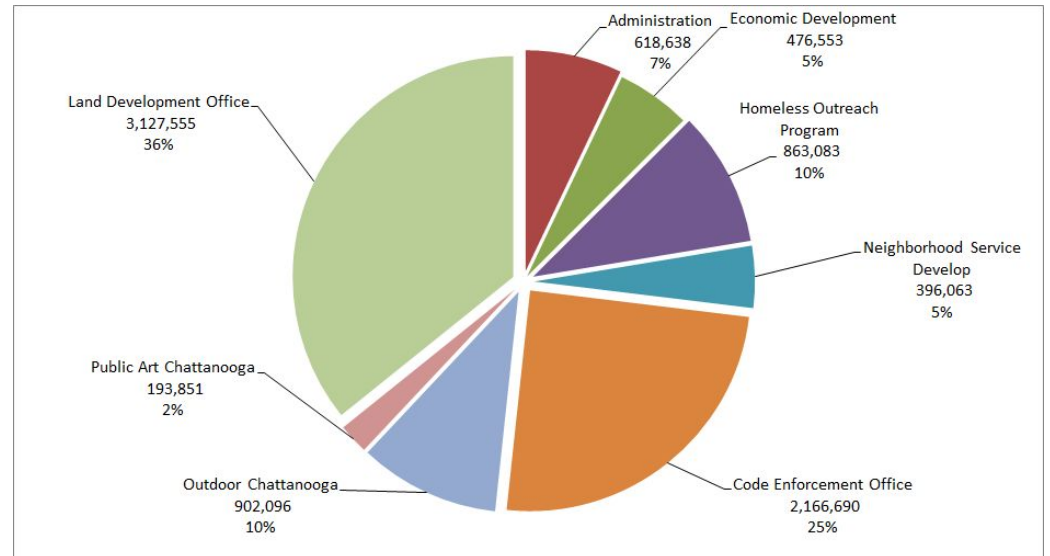
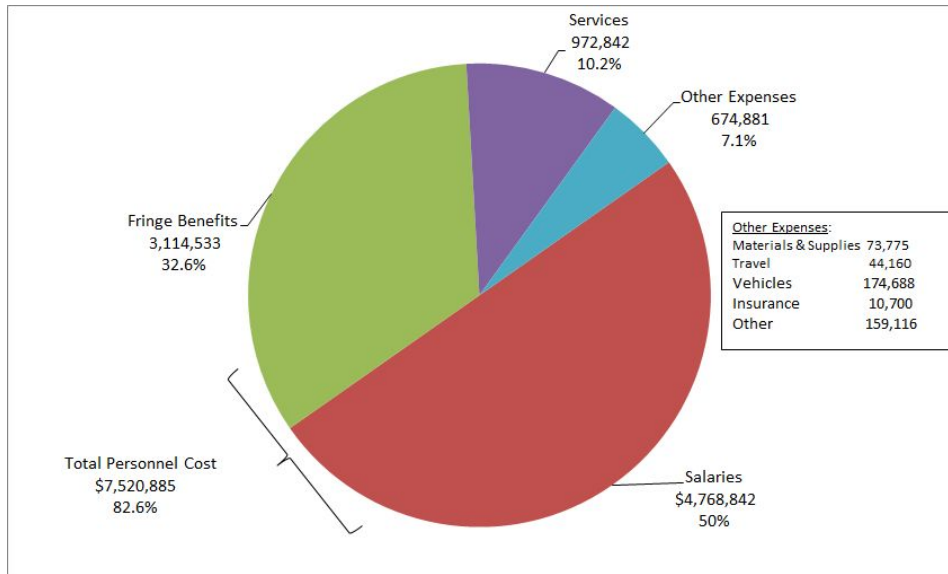
Department Offer by Result Area

Row Labels	Actual FY19	Budget FY20	Proposed FY21	Inc (Dec) Proposed vs. Budget	% Change
1100					
E - GROWING ECONOMY					
G - Economic & Community Development					
Economic Development	328,252	626,644	476,553	(150,091)	-23.95%
G - Economic & Community Development Total	328,252	626,644	476,553	(150,091)	-23.95%
E - GROWING ECONOMY Total	328,252	626,644	476,553	(150,091)	-23.95%
H - HIGH PERFORMING GOVERNMENT					
G - Economic & Community Development					
ECD Real Property	89,718	-	-	-	0.00%
Zoning Ordinance and Permitting Process Assessment	100,000	100,000	-	(100,000)	-100.00%
G - Economic & Community Development Total	189,718	100,000	-	(100,000)	-100.00%
H - HIGH PERFORMING GOVERNMENT Total	189,718	100,000	-	(100,000)	-100.00%
N - STRONGER NEIGHBORHOODS					
G - Economic & Community Development					
Code Enforcement Division	1,795,416	2,075,155	2,166,690	91,535	4.41%
Economic and Community Development Administration	1,228,406	1,394,759	1,029,702	(365,057)	-26.17%
Homeless Program	262,723	755,894	863,083	107,189	14.18%
Land Development Office	3,031,448	3,132,706	3,112,555	(20,151)	-0.64%
Neighborhood Services	95,726	1,569	-	(1,569)	-100.00%
Open Spaces Outdoor Chatt Operating	770,909	883,299	902,096	18,797	2.13%
Public Art	155,451	239,428	193,851	(45,577)	-19.04%
G - Economic & Community Development Total	7,340,079	8,482,810	8,267,976	(214,834)	-2.53%
1100 Total	7,858,049	9,209,454	8,744,529	(464,925)	-5.05%
Grand Total	7,858,049	9,209,454	8,744,529	(464,925)	-5.05%

Significant Changes From Previous Year

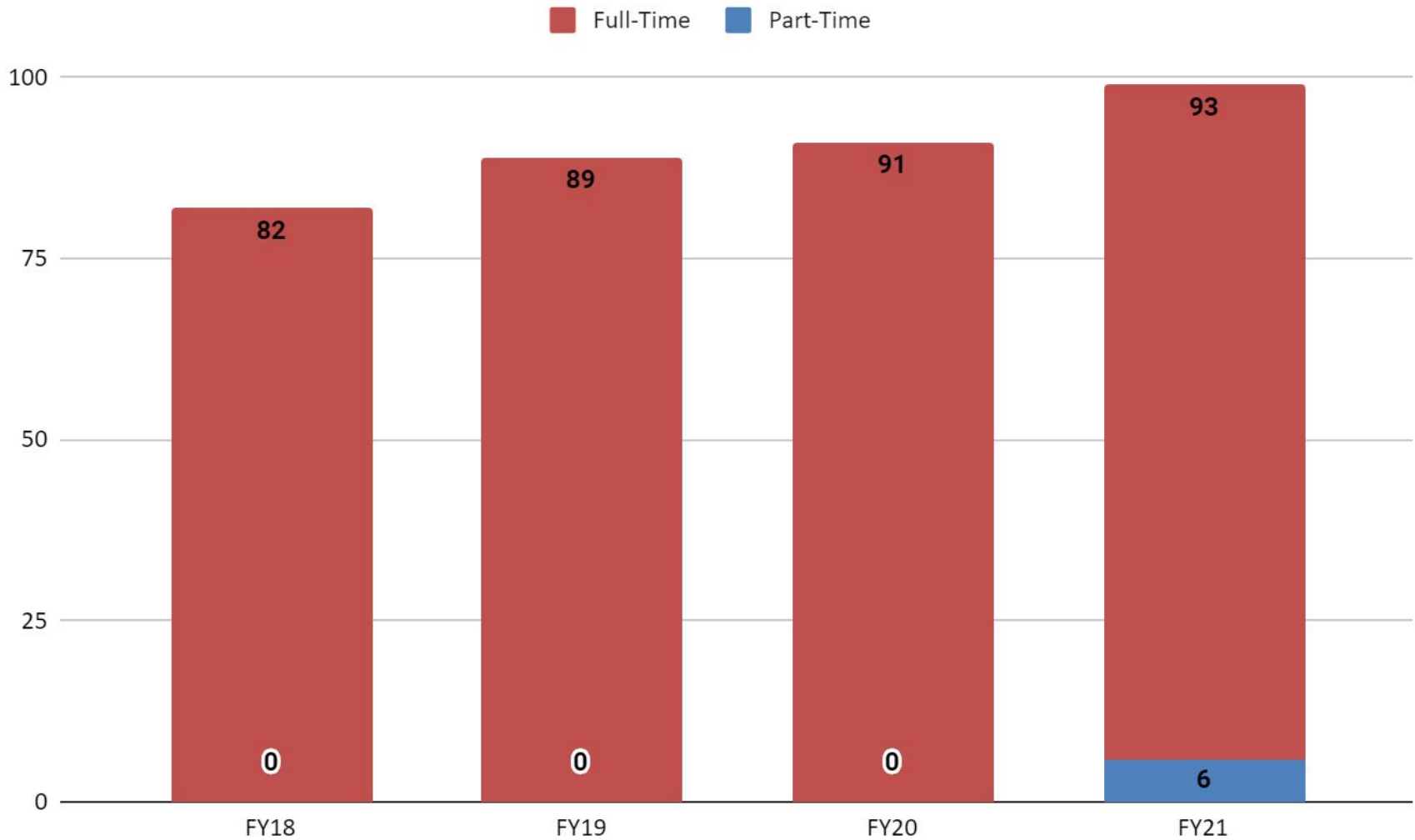
- **Reorganize Neighborhood Services to be more responsive to Neighborhood Associations and those Individuals and Organizations who are Informed, Involved, and Invested in Neighborhood Revitalization and Development.**
- **Expand outreach of Homeless Services beyond Homeless Veterans and work with other at-risk populations to secure housing and services**

FY21 Expenditures (In Millions)



FY20	\$9,209,454
FY21	\$8,744,529
Inc/(Dec)	(\$464,925)
Chg	-5.05

Budgeted Personnel 4-Year Comparison



5 Year Account Summary

Economic and Community Development								
	Actual FY17	Actual FY18	Actual FY19	Budget FY20	Projection FY20	Proposed FY21	Proposed FY21 vs. Budget FY20	% Change
G - Economic and Community Development								
.Personnel Expenses								
600000 - Salaries Parent (601000-609999)	3,176,839	3,417,153	3,985,021	4,554,674	4,258,564	4,372,311	(182,363)	-4.00%
610000 - Fringe Benefits Parent (611000-619999)	1,622,214	1,925,915	2,270,853	2,784,297	2,464,414	2,956,937	172,640	6.20%
Personnel Expenses Total	4,799,053	5,343,068	6,255,874	7,338,971	6,722,978	7,329,248	(9,723)	-0.13%
Operating Expenses								
700000 - Services Parent (701000-709999)	804,092	1,204,449	1,061,459	1,154,572	1,013,334	952,842	(201,730)	-17.47%
710000 - Materials & Supplies Parent (711000-719999)	54,104	58,552	99,458	73,375	89,945	73,775	400	0.55%
720000 - Travel Expense Parent (721000-729999)	21,714	52,566	40,495	44,360	56,750	44,160	(200)	-0.45%
730000 - Vehicle Operating Expense Parent (731000-739999)	231,381	215,807	223,441	258,489	187,358	174,688	(83,801)	-32.42%
740000 - Insurance, Claims, Damages Parent (741000-749999)	200	150	150	10,700	10,700	10,700	-	0.00%
760000 - Capital Assets Parent (761000-769999)	-	5,100	(6,378)	1,000	36,580	-	(1,000)	0.00%
770000 - Capital Outlay Parent (771000-779999)	4,416	14,788	32,257	3,000	22,147	-	(3,000)	-100.00%
780000 - Other Expenses Parent (781000-789999)	104,066	126,734	151,293	205,256	133,118	159,116	(46,140)	-22.48%
Operating Expenses Total	1,219,973	1,678,146	1,602,175	1,750,752	1,549,932	1,415,281	(335,471)	-19.16%
Transfers To								
810000 - Other Financing Uses Parent (811000-819999)	139,000	19,000	-	119,731	-	-	(119,731)	-100.00%
Transfers To Total	139,000	19,000		119,731	-	-	(119,731)	-100.00%
G - Economic & Community Development Total	6,158,026	7,040,214	7,858,049	9,209,454	8,272,910	8,744,529	(464,925)	-5.05%

Recommendation: (\$464,925)

- **Salaries & Benefits (\$9,723)**
 - Added Attrition (\$500K)
 - Hospitalization increase (\$126K) due to benefit selections from employees
- **Operations (\$335,471)**
 - Reduction of budget for Other Financing Uses (\$60k), reduction in funding for program expense to realign account budgets to reflect historical spending.
 - Reduction in budget request for Contracted Operation (\$100K)
 - Reduction in budget request for Miscellaneous Service (\$37K)

Performance Measures FY2020 (July-March)

ECD	Measure Description	Primary Desired Outcome/Notes	Yearly Target	Yearly Actual (July-March)
PM 1	Code Enforcement - Properties brought into compliance	Increase the number of blighted properties brought into compliance to 11,500 over FY20	11,500	8,050
PM 2	LDO - Time to process residential permits	In order to help development projects start faster the LDO will maintain the number of days it takes to approve properly submitted residential building permit	9	10
PM 3	LDO - Time to process permits	In order to help development projects start faster the LDO will maintain the number of days it takes to approve properly submitted commercial building permit	22	28
PM 4	Community Development - Time to process environmental reviews (ER) (EAs)	50 days or less to complete an environmental assessment (EA).	50	132
PM 5	Community Development - Time to process environmental reviews (ER) (CESTs)	45 days or less to completed categorical exclusion subject to law and authorities (CEST) at 58.5 or Tier 2 reviews	45	41
PM 6	Public Art - Access	In order to bring more public art to more citizens the Public Art Division will increase the number of neighborhoods that have access to public art to 26.	4	2
PM 7	Outdoor Chattanooga program participation	12,000 Participants in OC programs	12,000	5,065
PM 8	Outdoor Chattanooga community outreach through online information.	Promote and inform the public about Outdoor Recreation in the greater Chattanooga region and OC's Programs through website, social media posts, newsletter, community calendars, media communications, etc.	800,000	975,866
PM 9	Homelessness - Change homeless system to move homeless individuals to permanent housing more quickly	Rapid Rehousing - quickly providing housing for low acuity individual and families experiencing homelessness - Total Number of individuals housed per year - projected 500	500	457
PM 10	Homelessness - increase the total number of individuals assessed per year.	NEW homeless individuals identified through street outreach or existing homeless individuals found by street outreach without an assessment	384	139



SAFER STREETS | GROWING ECONOMY | STRONGER NEIGHBORHOODS
HIGH PERFORMING GOVERNMENT | SMARTER STUDENTS, STRONGER FAMILIES

FY 2021 Budget Police

David Roddy - Chief
Eric Tucker – Police Chief of Staff



Our mission is to break down the barriers that prevent people from living the lives they want in our community.

Police Department

Mission Statement:

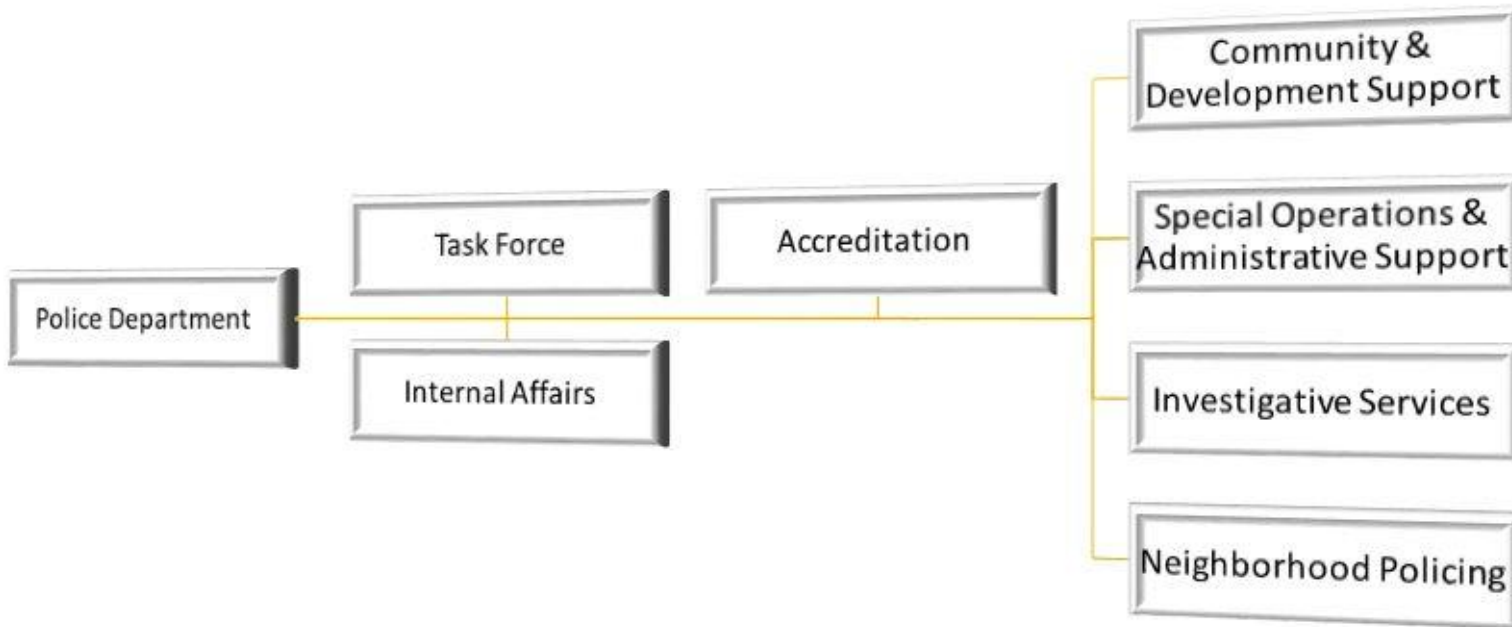
To keep You, Your Family, and Our Community Safe.



Goals & Objectives

- Reduce violent crime
- Minimize arrests and incarceration
- Strengthen communities and relationships through increased positive contacts

Organization Chart



4 Year Results Area Allocation



	FY18	FY18 - Actual %	FY19	FY19 - Actual %	FY20	FY20 - Budget %	FY21 Budget	FY21 - Budget %
Safer Streets	70,022,979	100	68,204,083	100	73,002,885	100	71,925,093	100
Smarter Students, Stronger Families	-	-	-	-	-	-	-	-
Growing Economy	-	-	-	-	-	-	-	-
Stronger Neighborhoods	-	-	-	-	-	-	-	-
High Performing Government	-	-	-	-	-	-	-	-
TOTAL	70,022,979	100	68,204,083	100	73,002,885	100	71,925,093	100

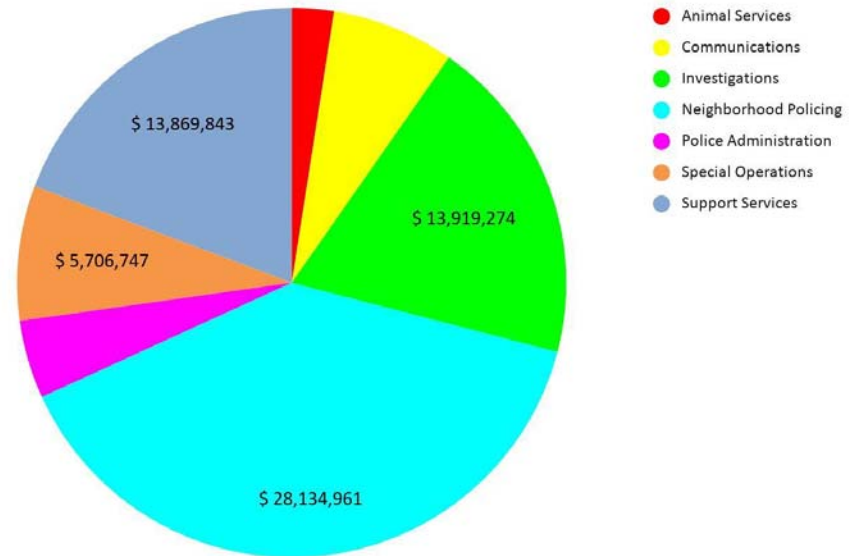
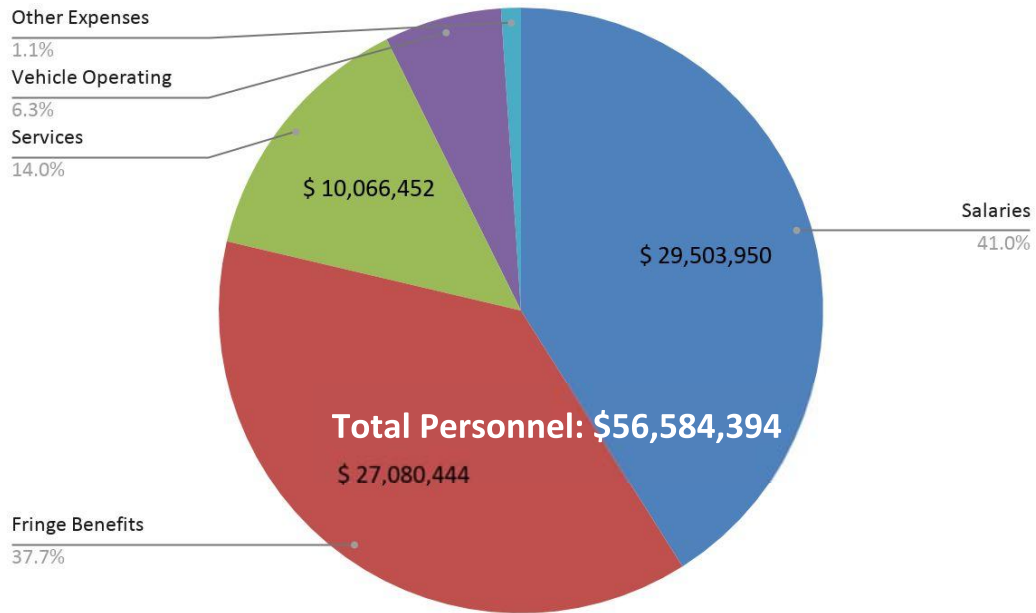
Department Offer by Result Area

Row Labels	Actual FY19	Budget FY20	Proposed FY21	Inc (Dec) Proposed vs. Budget	% Change
1100					
S - SAFER STREETS					
H - Police					
911 Emergency Communication	4,730,950	5,117,426	5,203,423	85,997	1.68%
Administration & Support	8,875,647	4,429,770	5,751,216	1,321,446	29.83%
Community & Department Support Services Bureau	413,851	635,597	523,659	(111,938)	-17.61%
Family Justice Center	658,670	669,597	691,944	22,347	3.34%
Investigative Services Division 1	7,297,879	8,737,983	8,700,236	(37,747)	-0.43%
Investigative Services Division 2	5,540,918	4,529,638	5,219,039	689,401	15.22%
McKamey Animal Services	1,725,250	1,777,000	1,777,000	-	0.00%
Neighborhood Policing Bureau	26,129,986	29,094,799	28,134,961	(959,838)	-3.30%
Office of Chief of Police	2,325,087	3,025,565	2,790,183	(235,382)	-7.78%
Police Facilities	6,877,880	7,157,269	6,062,829	(1,094,440)	-15.29%
Real Time Intelligence Center (RTIC)	1,328,631	2,069,531	1,623,146	(446,385)	-21.57%
Special Operations & Budget/Finance	4,582,233	5,758,710	5,447,456	(311,254)	-5.40%
H - Police Total	70,486,982	73,002,885	71,925,093	(1,077,792)	-1.48%
S - SAFER STREETS Total	70,486,982	73,002,885	71,925,093	(1,077,792)	-1.48%
1100 Total	70,486,982	73,002,885	71,925,093	(1,077,792)	-1.48%
Grand Total	70,486,982	73,002,885	71,925,093	(1,077,792)	-1.48%

Significant Changes From Previous Year

- Increased Sworn State Training Wages (#601104) from \$600 to \$800.
- Eliminated HSA City Contributions (#611402) - this will be eliminated in FY21.
- Increased Medical Rates (#611301 & 611304) by 2%.
- Increased On-Site Medical (#611403) from \$100 per person/per month to \$112
- Reduced Technology Replacement (#781309) from \$565 to \$289 per Full-Time Budgeted position.
- Reduced IT Maintenance due to revamp of contracts
- Reduced consultant fees due to contract ending.
- Suspend Minority Internship Program and delay Police academy start date.
- Regular Salary Decrease - \$1.2M
 - -774,000 - Employee calculation of cost correction
 - -418,000 - Employee cost moved to Part-Time Employee Line 601103
 - -28,000 - Employee turnover

FY21 Expenditures



FY20	\$73,002,885
FY21	\$71,925,093
Inc(Dec)	-\$1,077,792
% Chg	-1.48

FY21 Police - Budget Proposal

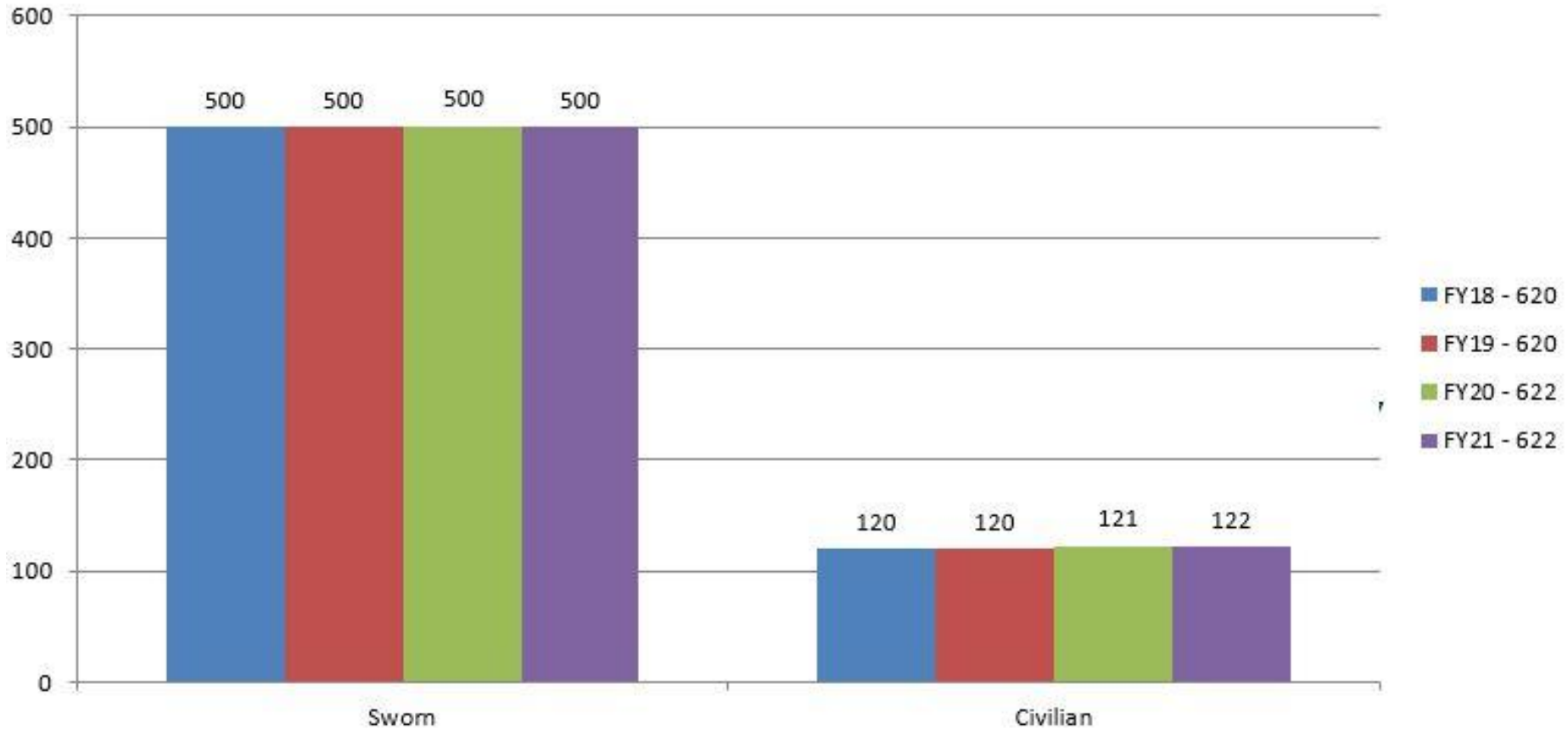
5 Year Account Summary & Highlight Analysis

	Actual FY17	Actual FY18	Actual FY19	Budget FY20	Projection FY20	Proposed FY21	FY21 Proposed vs Budget FY20	% Change
H - Police								
.Personnel Expenses								
600000 - Salaries Parent (601000-609999)	26,931,985	28,674,907	29,089,875	30,563,442	28,687,041	29,503,950	(1,059,492)	-3.47%
610000 - Fringe Benefits Parent (611000-619999)	18,395,793	22,986,131	24,203,824	25,640,345	24,200,322	27,080,444	1,440,099	5.62%
.Personnel Expenses Total	45,327,778	51,661,038	53,293,699	56,203,787	52,887,363	56,584,394	380,607	0.68%
Operating Expenses								
700000 - Services Parent (701000-709999)	11,055,520	10,046,967	10,646,712	10,148,338	6,360,405	10,066,452	(81,886)	-0.81%
710000 - Materials & Supplies Parent (711000-719999)	788,118	385,068	421,302	322,691	369,258	274,390	(48,301)	-14.97%
720000 - Travel Expense Parent (721000-729999)	115,975	72,296	136,479	52,030	111,671	52,030	-	0.00%
730000 - Vehicle Operating Expense Parent (731000-739999)	5,378,058	4,850,016	5,343,428	5,684,404	6,841,334	4,514,546	(1,169,858)	-20.58%
740000 - Insurance, Claims, Damages Parent (741000-749999)	100	-	2,005	-	654	-	-	#DIV/0!
760000 - Capital Assets Parent (761000-769999)	362,222	177,736	-	-	266	-	-	-
770000 - Capital Outlay Parent (771000-779999)	824,057	646,617	132,010	49,200	232,257	-	(49,200)	-100.00%
780000 - Other Expenses Parent (781000-789999)	265,170	314,943	386,547	417,635	410,097	308,481	(109,154)	-26.14%
Operating Expenses Total	18,789,220	16,493,643	17,068,483	16,674,298	14,325,942	15,215,899	(1,458,399)	-8.75%
Transfers To								
810000 - Other Financing Uses Parent (811000-819999)	2,198	49,402	124,800	124,800	5,000	124,800	-	0.0%
Transfers To Total	2,198	49,402	124,800	124,800	5,000	124,800	-	0.0%
H - Police Total	64,119,196	68,204,083	70,486,982	73,002,885	67,218,305	71,925,093	(1,077,792)	-1.48%

Recommendations: **(-\$1,077,792)**

- Salary and benefits increase 810,607
 - Attrition 1,800,000; \$1,080,000 for salaries and \$720,000 for fringe benefits
 - **-\$774,000** reduction of costs includes correction of PT employee costing for traffic patrol personnel.
 - **-80,000** reduction is temp staffing in special operations
 - 167,000 increase in state training wage
- Materials and supplies funding at a decrease of **-\$48,301** below FY20 due to mirroring actual costs in the accounts.
- Vehicle operating decreased **-1,169,858** mostly in the fleet leased

Budgeted Personnel 4-Year Comparison



***Sworn personnel include positions from Automated Traffic Fund*

Police Other Funds

Narcotics						
	FY18 Actual	FY19 Actual	FY20 Budget	FY21 Proposed	Inc/(Dec)	% change
Revenue	380,859	-	250,000	395,000	145,000	58.00%
Other	8,275	-	60,000	30,000	(30,000)	-50.00%
Total Funding Sources	389,134	-	310,000	425,000	115,000	37.10%
Operations	229,101	-	310,000	425,000	115,000	37.10%
Capital	-	-	-	-	-	0.00%
Total Expenses	229,101	-	310,000	425,000	115,000	37.10%
Inc (Dec) Fund Bal	160,033	-	-	-	-	

Federal Asset Forfeiture						
	FY18 Actual	FY19 Actual	FY20 Budget	FY21 Proposed	Inc/(Dec)	% change
Revenue	17,626	93,159	-	-	-	#DIV/0!
Other	6,093	-	-	-	-	#DIV/0!
Total Funding Sources	23,719	93,159	-	-	-	#DIV/0!
Operations	-	-	-	-	-	#DIV/0!
Capital	386,000	250,000	-	-	-	#DIV/0!
Total Expenses	386,000	250,000	-	-	-	#DIV/0!
Inc (Dec) Fund Bal	(362,281)	(156,841)	-	-	-	#DIV/0!

Performance Measures FY2020 (July-March)

Police Department				
CPD	Measure Description	Primary Desired Outcome/Notes	Yearly Target	Yearly Actual (July-March)
PM 1	Investigation Division 2 - Domestic Violence Part 1	In order to Reduce DV Part 1 Crime the Chattanooga Police Department will Decrease instances of DV Part 1 Crime by 0.05 in FY2020	607	541
PM 2	Investigation Division 2 - Robbery	In order to Reduce Robberies the Chattanooga Police Department will Decrease instances of Robbery by 0.05 in FY2020	298	173
PM 3	Investigation Division 1 - Homicides Reduction	In order to Provide a safer community for citizens of Chattanooga's the Investigations I Division will Decrease violent crimes (Homicides) by 0.067 in 2020	22	24
PM 4	Investigation Division 1 - Violent Part 1 Crimes	In order to Provide Safer community for citizens of Chattanooga the Investigations I Division will Decrease Violent Part 1 Crimes by 0.067 in 2020	1451	1299
PM 5	Investigation Division 2 - Auto Theft	In order to Reduce Auto Thefts the Chattanooga Police Department will decrease instances of Auto Theft by 0.05 in FY2020	1226	1017
PM 6	Investigation Division 2 - Property Crimes Part 1	In order to Reduce Part 1 Property Crime the Chattanooga Police Department will Decrease instances of Part 1 Property Crime by 0.05 in FY2020	10739	7703
PM 7	Special Ops - Traffic Fatalities	In order to reduce the Special Operations will Decrease Traffic Fatalities by 3 percent in 2020	18	32
PM 8	Special Ops - DUI Fatalities	In order to reduce DUI incidents the Special Operations will reduce alcohol/drug related fatalities by 5 % in FY20	11	5
PM 9	GMI - Criminal Homicide	Reduce the total number of group member involved Criminal Homicides	15	7
PM 10	GMI - Criminal Shootings	Reduce the total number of group member involved Criminal Shootings	55	22

SAFER STREETS | GROWING ECONOMY | STRONGER NEIGHBORHOODS
HIGH PERFORMING GOVERNMENT | SMARTER STUDENTS, STRONGER FAMILIES

FY 2021 Budget

Fire

Phil Hyman - Fire Chief
Seth Miller - Deputy Fire Chief



Our mission is to break down the barriers that prevent people from living the lives they want in our community.

Fire Goals, Objectives & Mission Statement

Goals & Objectives:

- Lead and manage CFD responses to meet or surpass National Fire Prevention Association (NFPA) recommendations
- Continue smoke alarm distributions and fire prevention education opportunities that reach Chattanooga's most at-risk communities
- Continuing to reinvigorate training to be fundamental, grass-roots, and crew-led
- Provide safe/quick response and outstanding customer service for all emergencies and calls for service

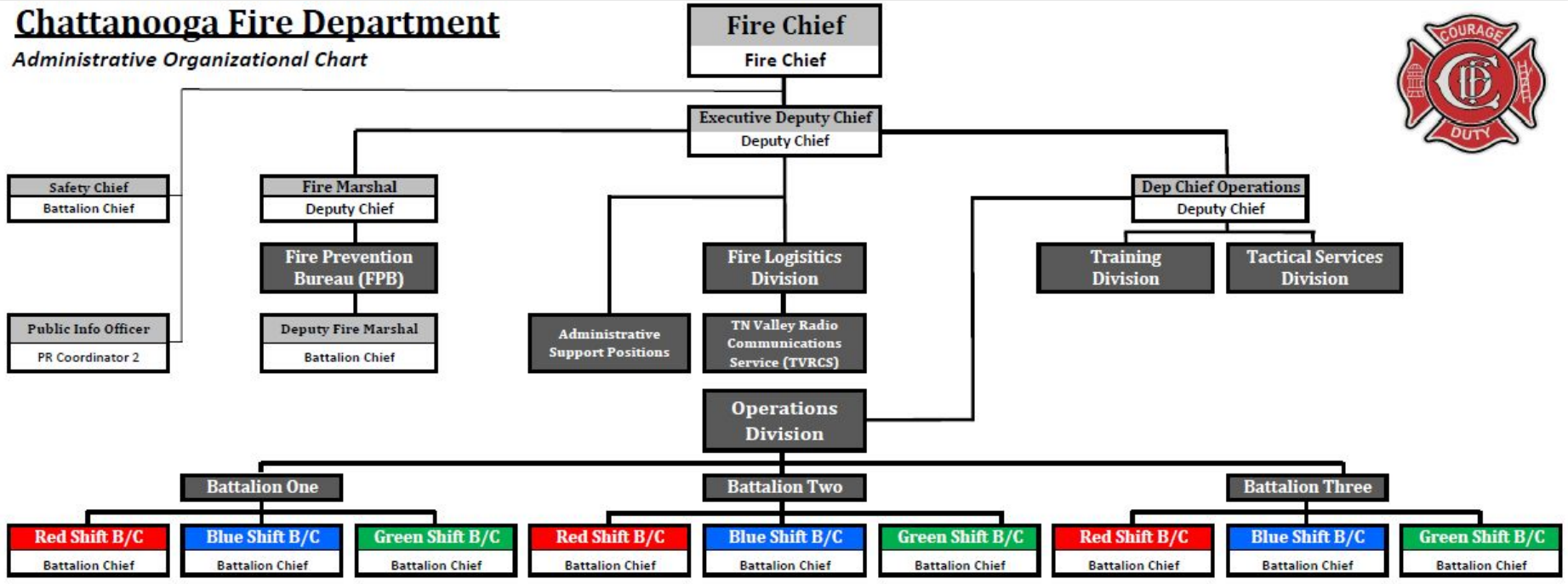
Mission Statement: Lead - Serve - Train



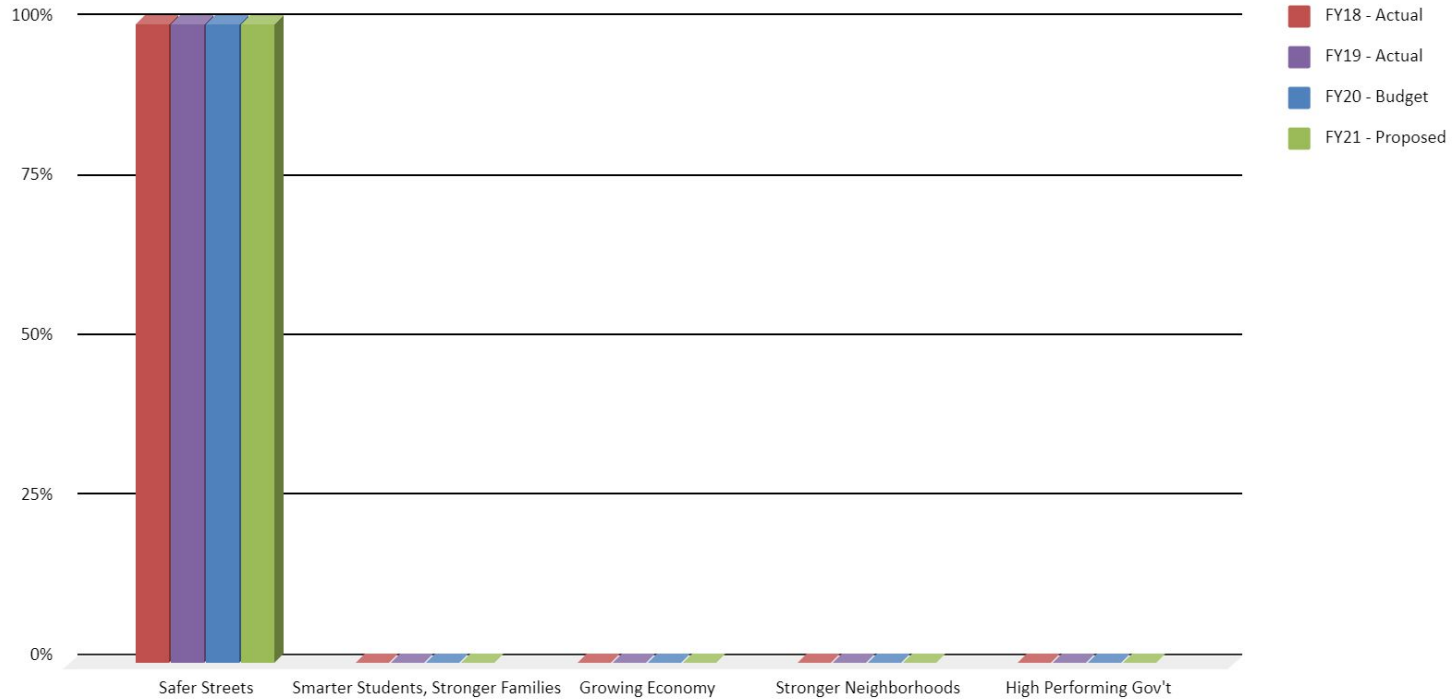
Fire Organization Chart

Chattanooga Fire Department

Administrative Organizational Chart



Fire 4-Year Results Area Allocation



	FY18 - Actual	FY18 - Actual %	FY19 - Actual	FY19 - Actual %	FY20 - Budget	FY20 - Budget %	FY21 - Proposed	FY21 - Proposed %
Safer Streets	42,156,294	100	45,960,072	100	46,955,272	100	46,938,028	100
Smarter Students, Stronger Families	-	-	-	-	-	-	-	-
Growing Economy	-	-	-	-	-	-	-	-
Stronger Neighborhoods	-	-	-	-	-	-	-	-
High Performing Gov't	-	6	-	-	-	-	-	-
TOTAL	42,156,294	100	45,960,072	100	46,955,272	100	46,938,028	100

Fire Department Offer by Results Area

	Actual FY19	Budget FY20	Proposed FY21	Inc (Dec) Proposed vs. Budget	% Change
1100					
S - SAFER STREETS					
J - Fire					
Fire Administration	1,028,960	1,014,343	993,570	(20,773)	-2.05%
Fire Logistics Divison	2,107,512	1,434,611	1,322,980	(111,631)	-7.78%
Fire Operations Division	38,623,079	41,569,194	41,607,312	38,118	0.09%
Fire Prevention Bureau	1,556,235	1,630,888	1,703,196	72,308	4.43%
Fire Training Division	1,607,129	878,582	899,281	20,699	2.36%
Special Operations Division	413,983	427,654	411,690	(15,964)	-3.73%
J - Fire Total	45,336,898	46,955,272	46,938,028	(17,244)	-0.04%
S - SAFER STREETS Total	45,336,898	46,955,272	46,938,028	(17,244)	-0.04%
1100 Total	45,336,898	46,955,272	46,938,028	(17,244)	-0.04%
Grand Total	45,336,898	46,955,272	46,938,028	(17,244)	-0.04%

Overview of the New Service Delivery – Initiatives in the FY21 Budget

Staffing Changes:

- No staff changes

Structural Changes:

- No structural changes



Significant Changes From Previous Year

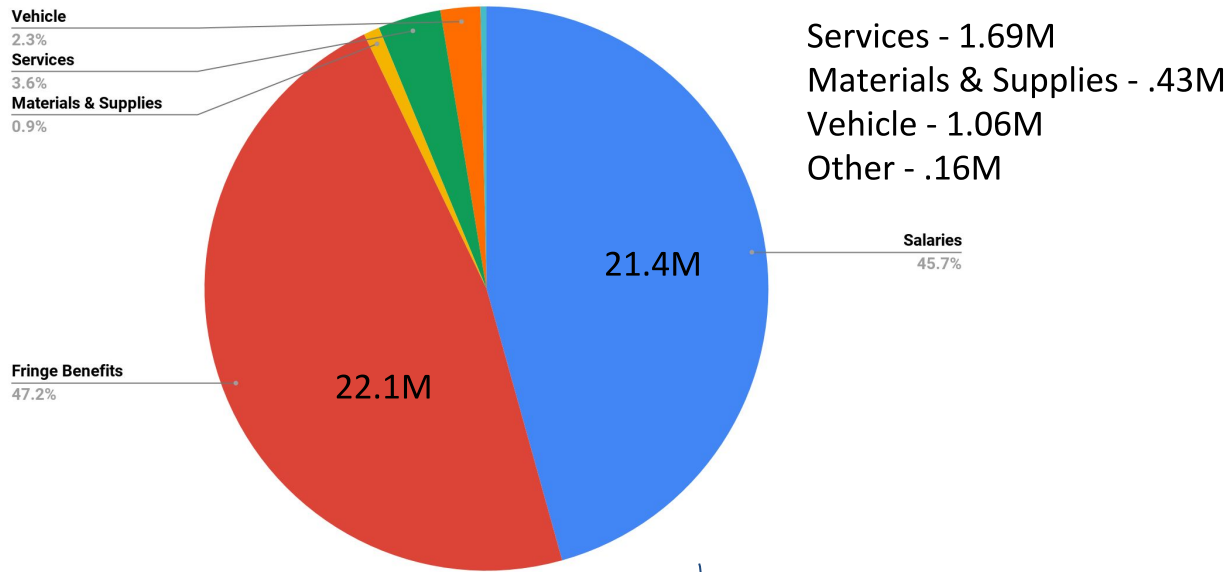
FY21 Operational Initiatives

- Prudent management of current assets
 - Personnel, stations, apparatus, and equipment
- Continue to work toward full staffing with potential hiring to fill firefighter vacancies

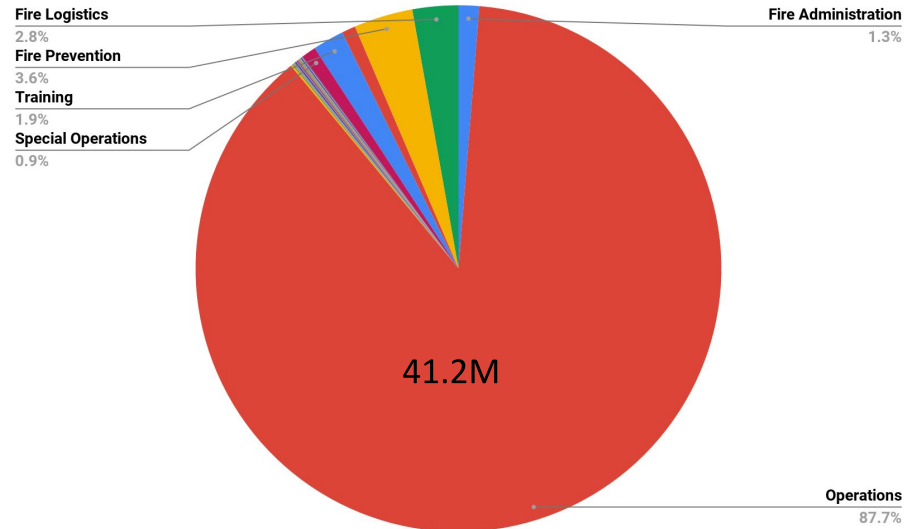
FY21 Capital Initiatives

- **Station 15 Replacement** - \$2.2 million for land and construction to replace fire station in Eastdale Community
- **Station Capital Maintenance** - replaces bay exhaust systems at multiple stations with AirEvac systems which “scrub” exhaust without hoses; and other planned maintenance projects including repair of tilt wall construction at Station 10, roof replacements, HVAC replacements, and new proximity card systems for all stations

FY21 Expenditures (In Millions)

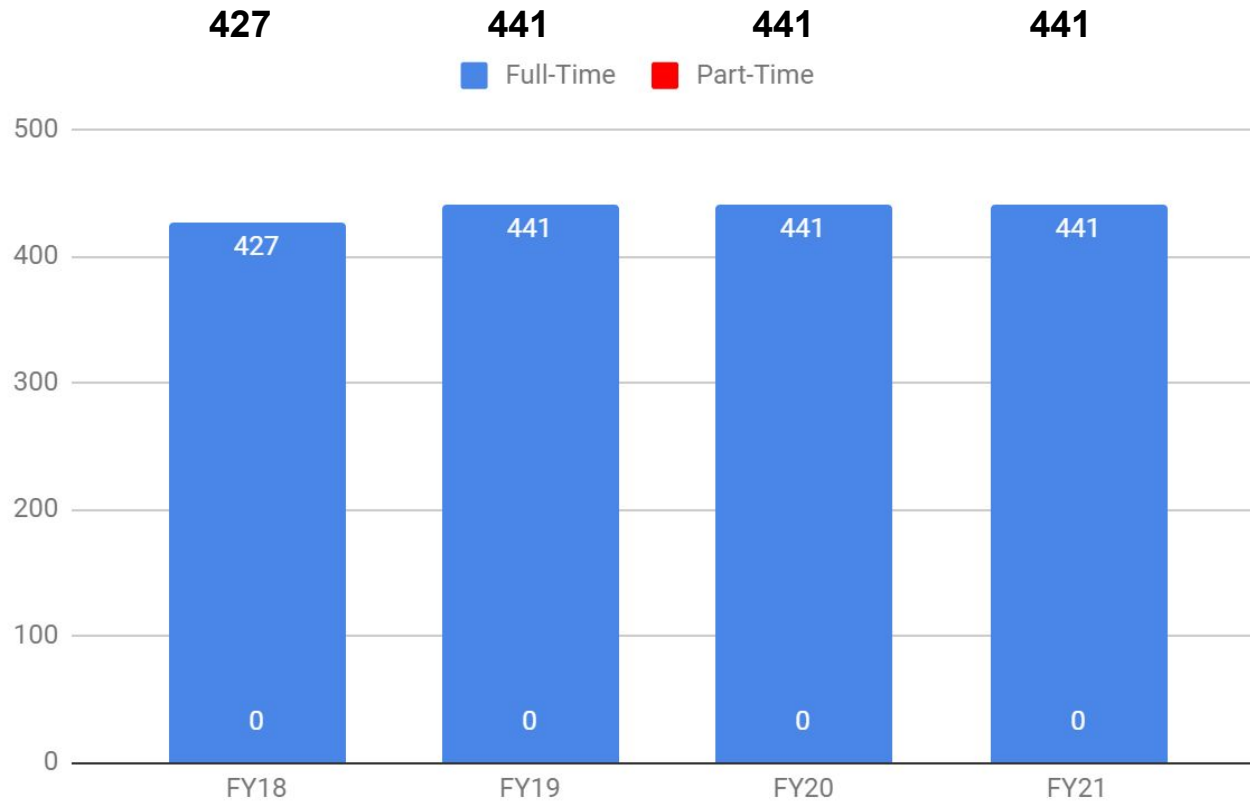


Personnel Expenses
 \$43,580,762
 92.9%



FY20	\$46,955,272
FY21	\$46,938,028
Inc/(Dec)	(\$17,244)
Chg	-.04%

Fire Budgeted Personnel 4-Year Comparison



5 Year Account Summary & Highlight Analysis

	Actual FY17	Actual FY18	Actual FY19	Budget FY20	MBA Projection FY20	Proposed FY21	FY21 Proposed vs Budget FY20	% Change
J - Fire								
Personnel Expenses								
600000 - Salaries Parent (601000-609999)	19,591,385	20,152,703	20,873,703	21,907,062	21,452,177	21,438,410	(468,652)	-2.14%
610000 - Fringe Benefits Parent (611000-619999)	14,797,176	17,809,685	19,168,905	21,031,964	20,197,365	22,142,352	1,110,388	5.28%
Personnel Expenses Total	34,388,561	37,962,388	40,042,608	42,939,026	41,649,542	43,580,762	641,736	1.49%
Operating Expenses								
700000 - Services Parent (701000-709999)	1,618,552	1,864,882	2,104,614	1,767,036	2,326,978	1,695,653	(71,383)	-4.04%
710000 - Materials & Supplies Parent (711000-719999)	638,229	755,341	1,356,559	597,730	682,949	430,860	(166,870)	-27.92%
720000 - Travel Expense Parent (721000-729999)	32,070	22,868	31,898	10,500	10,775	10,100	(400)	-3.81%
730000 - Vehicle Operating Expense Parent (731000-739999)	1,319,427	1,340,686	1,530,514	1,424,681	1,634,518	1,068,110	(356,571)	-25.03%
740000 - Insurance, Claims, Damages Parent (741000-749999)	809	-	11,314	700	-	12,014	11,314	1616.29%
760000 - Capital Assets Parent (761000-769999)	-	-	-	-	82,182	-	-	-
770000 - Capital Outlay Parent (771000-779999)	22,488	28,900	52,571	-	15,424	-	-	-
780000 - Other Expenses Parent (781000-789999)	194,714	181,230	206,820	215,600	206,528	140,529	(75,071)	-34.82%
Operating Expenses Total	3,826,289	4,193,907	5,294,290	4,016,247	4,959,354	3,357,266	-658,981	-16.41%
J - Fire Total	38,214,850	42,156,295	45,336,898	46,955,272	46,608,897	46,938,028	-17,244	-0.04%

- **Salaries & Benefits \$641,736**

- o Includes an increase in regular employees cost of \$119,473 due to internal transfers as well as an increase of \$90,400 in State Training Wages.
- o Offsetting this is a decrease in overtime at \$37,400. Benefits, such as Fire & Police Pension went up by \$836,168, Other Post Employment Benefits increased \$175,642, while both Health Savings Accounts and On Site Medical saw increases of \$61,784 and \$71,160 respectively.
- o FY 2021 has no new positions.
- o Attrition for FY21 is \$450,000 in salaries and \$300,000 in fringe benefits

- **Operations (\$658,981)**

- o Services has a decrease in On the Job Injury and Fire Code Equipment, both down \$150,000 while IT Maintenance rose \$46,054.
- o Vehicle Operating Expenses has a decrease of \$93,000 in gas and diesel combined, while Vehicle Labor and Vehicle Parts & Supplies went down \$322,300.
- o This was offset by an increase of \$58,729 in Fleet Lease costs with the inclusion of a new fire engine and additional equipment.

SAFER STREETS | GROWING ECONOMY | STRONGER NEIGHBORHOODS
HIGH PERFORMING GOVERNMENT | SMARTER STUDENTS, STRONGER FAMILIES

FY 2021 Budget Fire

Tennessee Valley Regional Communication System (TVRCS)*

Phil Hyman - Fire Chief

Seth Miller - Deputy Fire Chief



Tennessee Valley Regional Communications System (TVRCS)

- **Mission Goal:** To operate a P25 radio communications network providing seamless daily communications for our public safety professionals and other governmental agencies in our region.
- **Purpose:** Tennessee Valley Regional Communication System (TVRCS) is an enterprise fund that provides wireless communications on a regional level to Federal, State, and Local Public Safety (primary) and Governmental (secondary) agencies. Our region consists of an area compassing 4 counties in North West Georgia from Whitfield County to the state line and 10 counties in Southeast Tennessee along the I-75 corridor from Hamilton County to Knox County providing daily communications needs for multiple agencies within each of these partner counties. Through our partnership with the State of Tennessee, we interconnect with their Tennessee Advanced Communications Network (TACN) to form a communications network that covers the entire State of Tennessee.
- **Objective:** Over the last twelve years, we have been growing the system and our partnership base. As an enterprise fund we are self-sustaining. Our revenues are derived from fees assessed to all users of the system based on the number of subscriber units that are connected. We collect a yearly per radio subscriber fee as well as system buy-in fees from new partners that join. These dollars fund our operations and we set aside dollars for replacement of key pieces of infrastructure.



Overview of the New Service Delivery – Initiatives in the FY21 Budget


TVRCS

Staffing Changes:

- No staff changes

Structural Changes:

- Planned upgrade of outdated microwave radio network and implementation and integration of multiprotocol label switching (MPLS) into the existing radio network, with the project to begin early Q4 of FY20.



Tennessee Valley Regional Communication System (TVRCS)



Tennessee Valley Regional Communication System

	FY17 Actual	FY18 Actual	FY19 Actual	FY20 Budget	FY21 Proposed	Inc/(Dec)	% change
Federal Maintenance Fees	21,974	21,936	29,624	23,155	35,483	12,328	53.24%
State Maintenance Fees	41,663	35,262	54,121	50,411	42,934	(7,477)	-14.83%
Other Government Maintenance Fee	780,302	945,078	1,053,582	1,131,290	1,228,571	97,281	8.60%
Mobile Communications Services	200,905	210,113	208,541	226,607	221,663	(4,944)	-2.18%
Outside Sales	0	50,039	50,947	56,923	51,617	(5,306)	-9.32%
Miscellaneous Revenue	45,902	33,107	46,584	120,000	0	(120,000)	-100.00%
Master Site Buy-In Revenue to Capital Replacement	0	0	0	0	120,000	120,000	0.00%
Total Revenues	1,090,746	1,295,535	1,443,399	1,608,386	1,700,267	91,882	5.71%
Operations	875,238	1,488,233	1,271,179	1,608,386	1,700,267	91,881	5.71%
Total Expenses	875,238	1,488,233	1,271,179	1,608,386	1,700,267	91,881	5.71%
Use of Fund Balance	215,508	(192,698)	172,220	-	-	-	0.00%

Significant Changes From Previous Year

FY21 Capital Initiatives

- An additional \$800,000 Capital allocation to our existing Microwave Radio and Multi-Protocol Label Switching (MPLS) project for integration with the Motorola Project 25 ASTRO IV&D Radio Communications System. An additional \$800,000 Capital allocation to our existing Microwave Radio and Multi-Protocol Label Switching (MPLS) project for integration with the Motorola Project 25 ASTRO IV&D Radio Communications System.

Performance Measurements FY2020 (July-March)

CFD	Measure Description	Primary Desired Outcome/Notes	Yearly Target	Yearly Actual (July-March)
PM 1	Response Time	Maintain average response time for in first arriving units between range	5:00 to 5:30 minutes	5.21
PM 2	Preservation of Property	Property value saved vs property loss.	Measure	\$77,818,737
PM 3	Number of Building Fires	Reduce property fires	170	143
PM 4	Inspections	Number of inspections	4,500	3,405
PM 5	Public Education Events	Increase fire safety awareness	200	326
PM 6	Special Operations	Maintain Special Operations emergency responses (rescue and hazmat)	400	242

SAFER STREETS | GROWING ECONOMY | STRONGER NEIGHBORHOODS
HIGH PERFORMING GOVERNMENT | SMARTER STUDENTS, STRONGER FAMILIES

FY 2021 Budget

Public Works

Justin Holland - Administrator
Donald Stone - Deputy Administrator





SAFER STREETS | GROWING ECONOMY | STRONGER NEIGHBORHOODS
HIGH PERFORMING GOVERNMENT | SMARTER STUDENTS, STRONGER FAMILIES

FY 2021 Budget

Public Works

General Fund

Justin Holland - Administrator
Donald Stone - Deputy Administrator



Public Works Department

Mission Statement:

Serve people with integrity, and improve the infrastructure and environment through excellence.

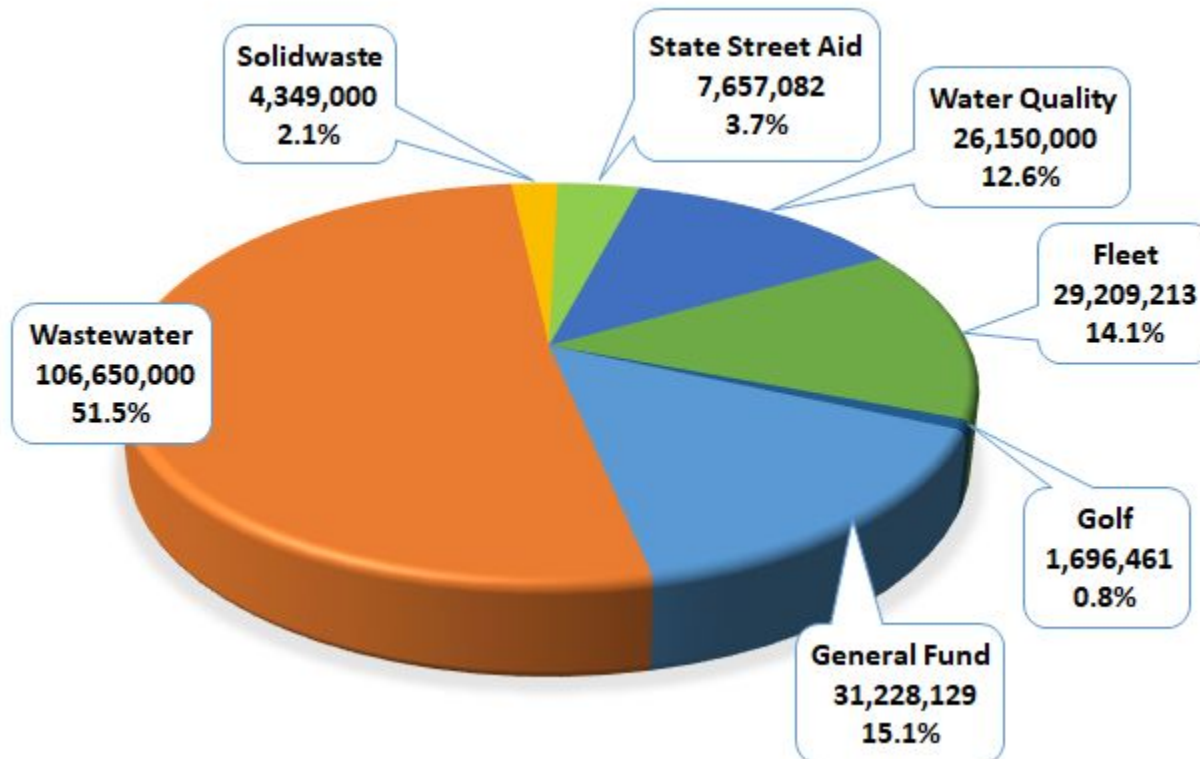
Vision

Be a model service organization that inspires people.



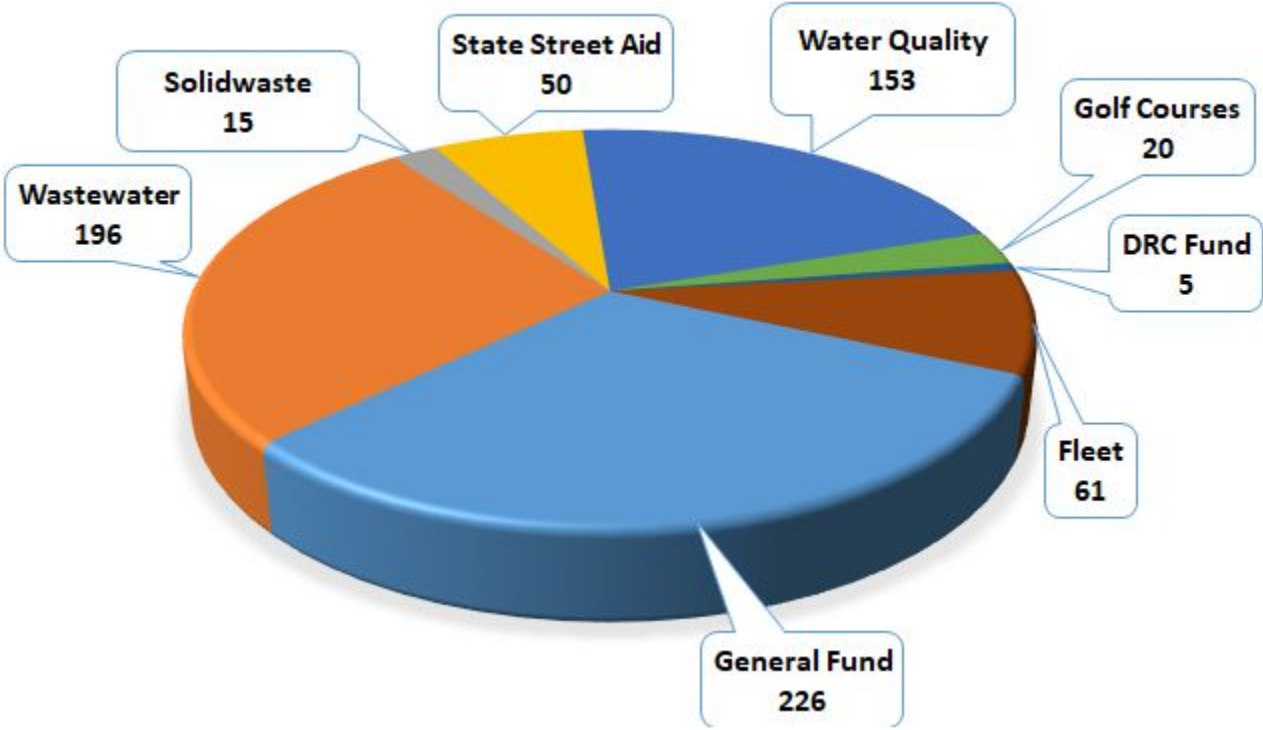
Expenses by Fund

\$206,939,885

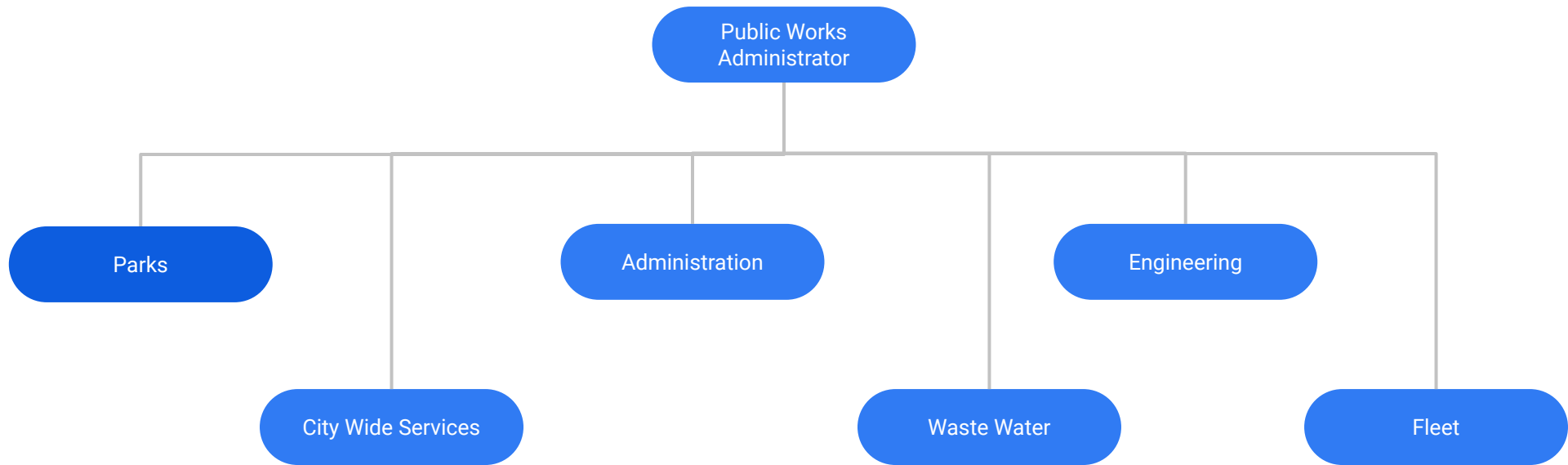


Budgeted Personnel by Fund

726 Total

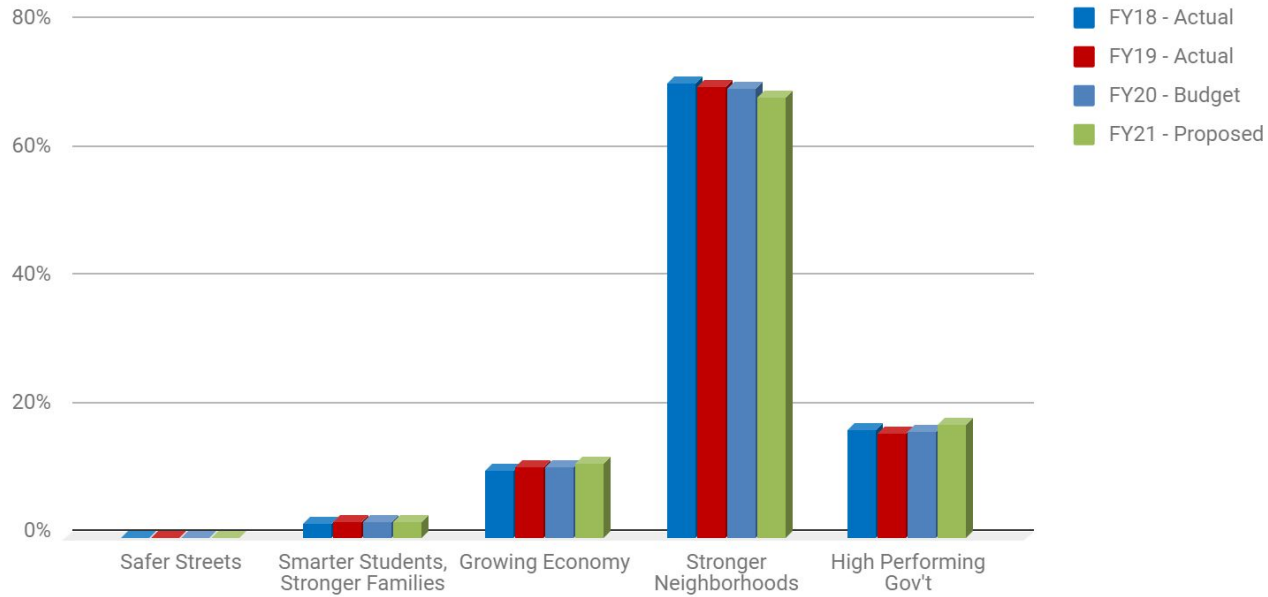


Organization Chart



4 Year Results Area Allocation

4-Year Results Area Allocation



	FY18 - Actual	FY18 - Actual %	FY19 - Actual	FY19 - Actual %	FY20 - Budget	FY20 - Budget %	FY21 - Proposed	FY21 - Proposed %
Safer Streets	-	-	-	-	-	-	-	-
Smarter Students, Stronger Families	717,155	0	777,175	2	790,900	2	751,428	2
Growing Economy	3,359,881	-	3,707,531	10	3,639,593	11	3,739,112	12
Stronger Neighborhoods	23,112,472	80	23,555,741	71	22,987,947	70	21,659,940	70
High Performing Gov't	5,451,985	10	5,417,412	17	5,406,967	16	5,077,649	16
TOTAL	32,641,493	100	33,457,859	100	32,825,407	100	31,228,129	100

Department Offer by Results Area

	Actual FY19	Budget FY20	Proposed FY21	Inc (Dec) Proposed vs. Budget	% Change
1100					
E - GROWING ECONOMY					
K - Public Works					
Civic Facilities	751,284	500,000	500,000	-	0.00%
Tennessee Riverpark Downtown	3,309,076	3,139,593	3,239,112	99,519	3.17%
K - Public Works Total	4,060,360	3,639,593	3,739,112	99,519	2.73%
E - GROWING ECONOMY Total	4,060,360	3,639,593	3,739,112	99,519	2.73%
F - SMARTER STUDENTS, STRONGER FAMILIES					
K - Public Works					
Chattanooga Zoo Management Contract	675,208	675,000	675,000	-	0.00%
Youth Summer Work Program	75,647	115,900	76,428	(39,472)	-34.06%
K - Public Works Total	750,855	790,900	751,428	(39,472)	-4.99%
F - SMARTER STUDENTS, STRONGER FAMILIES Total	750,855	790,900	751,428	(39,472)	-4.99%
H - HIGH PERFORMING GOVERNMENT					
K - Public Works					
Engineering Management	4,507,929	4,803,872	4,784,871	(19,001)	-0.40%
Public Works Administration	1,197,303	603,095	292,778	(310,317)	-51.45%
K - Public Works Total	5,705,232	5,406,967	5,077,649	(329,318)	-6.09%
H - HIGH PERFORMING GOVERNMENT Total	5,705,232	5,406,967	5,077,649	(329,318)	-6.09%
N - STRONGER NEIGHBORHOODS					
K - Public Works					
City Wide Maintenance	5,624,350	6,411,095	5,947,501	(463,594)	-7.23%
Solid Waste and Recycle Collection	14,626,833	13,411,752	12,590,976	(820,776)	-6.12%
K - Public Works Total	22,941,301	22,987,947	21,659,940	(1,328,007)	-5.78%
1100 Total	33,457,748	32,825,407	31,228,129	(1,597,278)	-4.87%
Grand Total	33,457,748	32,825,407	31,228,129	(1,597,278)	-4.87%

Overview of the New Service Delivery – Initiatives in the FY21 Budget

Staffing Changes:

- **Reduce 2 Crew Worker 2 positions in Street Cleaning in order to fund Right of Way mowing contract.**
- **Reduce 3 Positions in Recycling due to elimination of planned initiative.**

Significant Changes From Previous Year

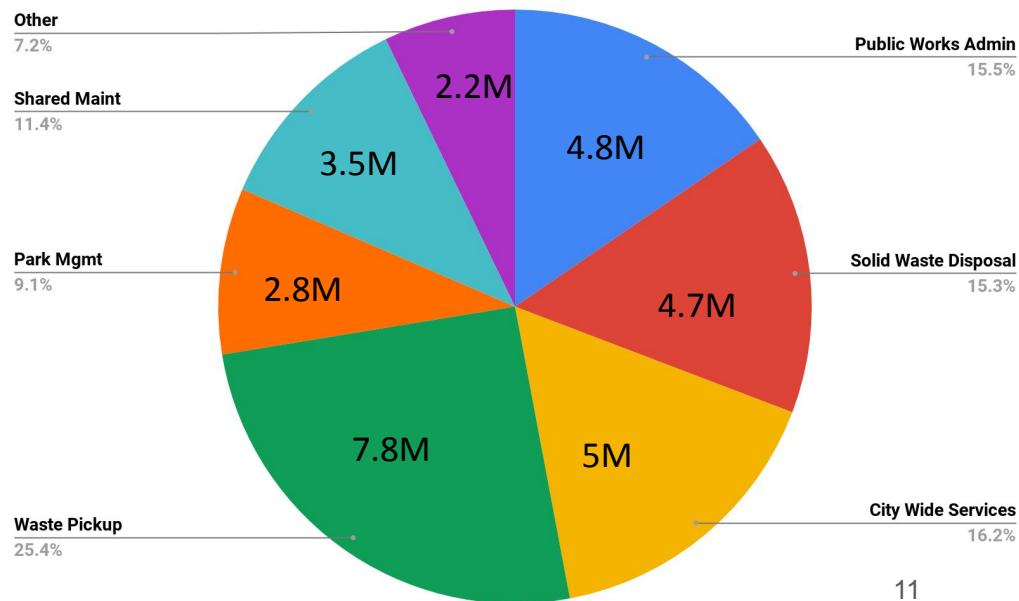
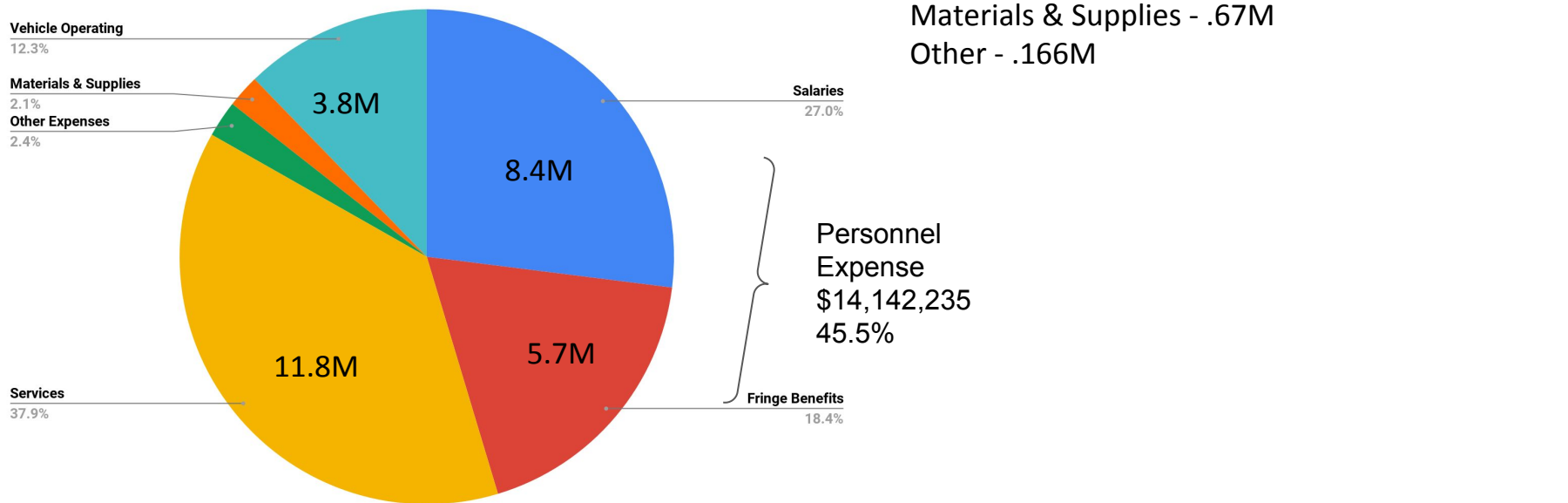
FY21 Operational Initiatives

- Increased for right of way mowing (hickory valley, shallowford, hixson pike, owahtche, VW)
- \$170K Waste disposal charge for recyclables 3-7
- Reduce night security at the marina
- Aquarium Plaza Contract increase
- Increased Parks custodial
- 34% Reduction in Summer Youth Program

HALTING OF RECYCLE INITIATIVE

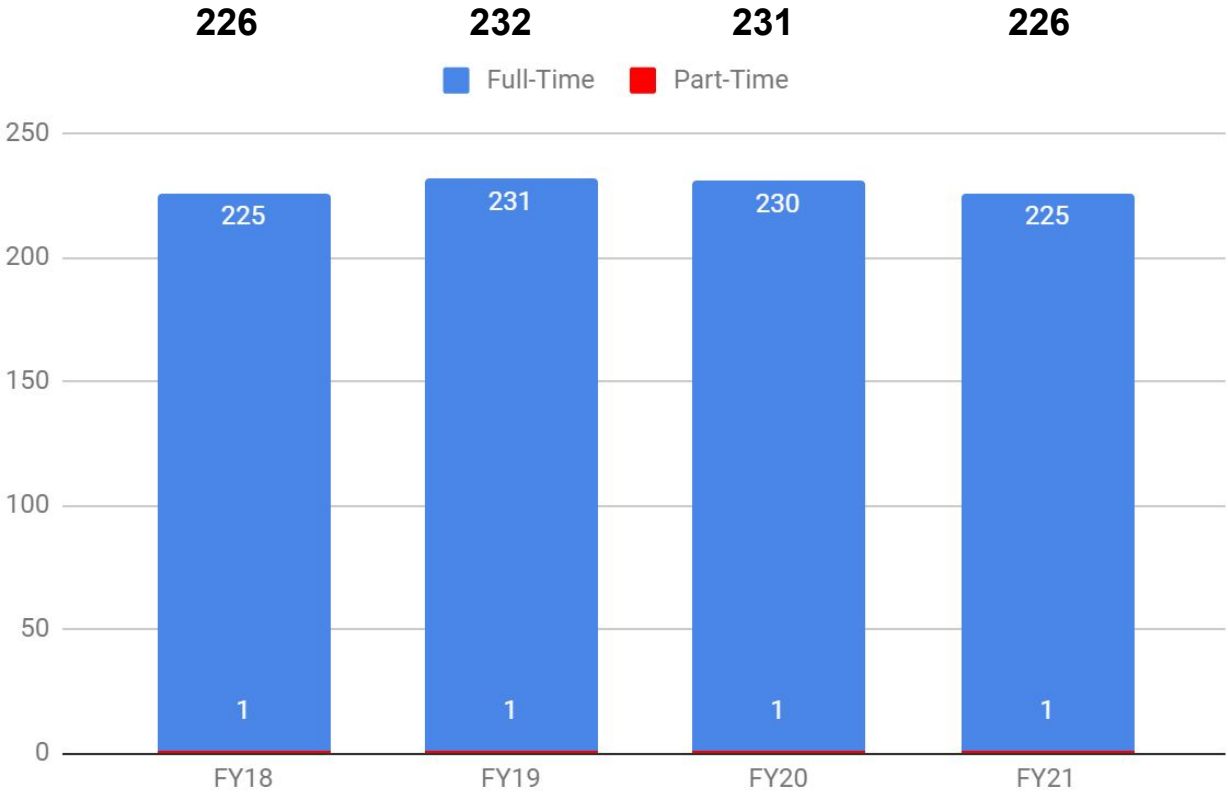
- Elimination of Curbside Recycling Expansion
 - 3 New planned routes
 - 3 Equipment Operators
- Cost Savings
 - Salary & Benefits - \$192,790
 - Services (Waste Disposal) - \$170,000
 - Vehicle Operating Expenses (3 Automated Trucks) - \$138,728
 - TOTAL: \$501,518

FY21 Expenditures (In Millions)



FY20	\$32,825,407
FY21	\$31,228,129
Inc/(Dec)	(\$1,597,278)
CHG	-4.87%

Budgeted Personnel 4 –Year Comparison



5 Year Account Summary & Highlight Analysis

	Actual FY17	Actual FY18	Actual FY19	Budget FY20	MBA Projection FY20	Proposed FY21	FY21 Proposed vs Budget FY20	% change
K - Public Works								
.Personnel Expenses								
600000 - Salaries Parent (601000-609999)	6,934,544	8,157,743	8,651,376	8,962,673	8,758,525	8,414,900	(547,773)	-6.11%
610000 - Fringe Benefits Parent (611000-619999)	3,568,345	4,739,258	5,087,070	5,934,797	5,180,060	5,727,335	(207,462)	-3.50%
.Personnel Expenses Total	10,502,889	12,897,001	13,738,446	14,897,470	13,938,585	14,142,235	(755,235)	-5.07%
Operating Expenses								
700000 - Services Parent (701000-709999)	10,837,379	12,697,522	12,940,596	11,349,087	12,636,183	11,804,489	455,402	4.01%
710000 - Materials & Supplies Parent (711000-719999)	768,378	837,954	977,734	835,676	941,273	668,706	(166,970)	-19.98%
720000 - Travel Expense Parent (721000-729999)	10,143	29,647	32,691	13,330	29,693	10,250	(3,080)	-23.11%
730000 - Vehicle Operating Expense Parent (731000-739999)	4,907,403	5,007,436	4,704,832	4,922,674	4,052,473	3,824,689	(1,097,985)	-22.30%
740000 - Insurance, Claims, Damages Parent (741000-749999)	6,512	167,512	174,812	170,300	170,322	171,300	1,000	0.59%
760000 - Capital Assets Parent (761000-769999)	260,188	800,035	631,254	400,000	895,996	395,000	(5,000)	-1.25%
770000 - Capital Outlay Parent (771000-779999)	41,573	28,616	57,857	-	38,702	-	-	0.00%
780000 - Other Expenses Parent (781000-789999)	157,323	175,769	186,951	191,649	184,707	166,239	(25,410)	-13.26%
Operating Expenses Total	16,988,899	19,744,491	19,706,727	17,882,716	18,949,349	17,040,673	(842,043)	-4.71%
Transfers	-	-	12,575	45,221	45,221	45,221	-	0.00%
K - Public Works Total	27,491,788	32,641,492	33,457,748	32,825,407	32,933,155	31,228,129	(1,597,278)	-4.87%

- **Salaries & Benefits (\$755,235)**

- Regular employees decreased by \$303,686 while Temporary Staffing saw an increase of \$70,900. Part-time employees lowered by \$122,392. General Pension increased by \$77,5070 while Hospitalization decreased by 121,783.
- No new positions. Reduction of two personnel (Crew Workers 2) in Street Cleaning and three personnel in Recycling (Equipment Operators).
- Attrition for FY21 is \$480,000 in salaries and \$320,000 in fringe benefits

- **Operations (\$842,043)**

- Operations decreased due to the removal of Salt to the State Street Aid Fund.

- This was offset by an increase in Landscaping of \$178,125 with the addition of new sites namely HWY 27.
- Custodial Services increased \$299,000 due to new contracts for Flooring.
- Contracted Operations rose \$159,000 due to the Aquarium contract which saw an expansion of responsibilities.
- Waste Disposal increased by \$156,750 due to recycling tonnage which in prio
- For Vehicle Expenses, Diesel decreased by \$57,050 while Vehicle Labor increased \$51,560. Both Vehicle Parts and Fleet Leased Vehicle costs saw marked decrease with \$111,600 and \$982,795 respectively.

SAFER STREETS | GROWING ECONOMY | STRONGER NEIGHBORHOODS
HIGH PERFORMING GOVERNMENT | SMARTER STUDENTS, STRONGER FAMILIES

FY 2021 Budget

Public Works

State Street Aid

Justin Holland - Administrator
Donald Stone - Deputy Administrator



Overview of FY21 Service Delivery Initiatives

State Street Aid

- Continue to maintain our streets and right of way.

Significant Changes From Previous Year

State Street Aid

Operations

- No Significant Changes

Capital

- \$1.7 million for paving
 - \$260K more than FY20
- Elder Mountain Road

State Street Aid

	FY18 Actual	FY19 Actual	FY20 Budget	FY21 Proposed	Inc/(Dec)	% change
State Shared Ops St Aid 1989 Amended Gas Tax	515,278	507,293	525,949	490,000	(35,949)	-6.84%
State Shared Ops Street Aid Gas Tax	3,226,727	3,181,253	3,306,430	3,075,000	(231,430)	-7.00%
State Shared Ops Street Aid Add 3 Cent Tax	954,916	939,980	974,546	825,000	(149,546)	-15.35%
IMPROVE Act	883,277	1,242,146	1,645,677	1,410,000	(235,677)	-14.32%
State Maintenance of Streets	201,430	78,958	0	0	-	0.00%
Other	57,018	73,752	0	0	-	0.00%
Total Revenues	5,838,646	6,023,382	6,452,602	5,800,000	(652,602)	-10.11%
Operations	3,748,209	3,925,354	5,202,602	4,719,156	(483,446)	-9.29%
Transfer Out - Transportation Capital	975,148	1,765,148	1,740,359	2,937,926	1,197,567	68.81%
Total Expenses	4,723,357	5,690,502	6,942,961	7,657,082	714,121	10.29%
Use of Fund Balance	1,115,289	332,880	(490,359)	(1,857,082)	(1,366,723)	278.72%

SAFER STREETS | GROWING ECONOMY | STRONGER NEIGHBORHOODS
HIGH PERFORMING GOVERNMENT | SMARTER STUDENTS, STRONGER FAMILIES

FY 2021 Budget

Public Works

Solid Waste

Justin Holland - Administrator
Donald Stone - Deputy Administrator



Overview of FY21 Service Delivery Initiatives

Solid Waste

- Continue to provide responsible solid waste management and disposal.

Significant Changes From Previous Year

Solid Waste

Operations

- No Significant Changes

Capital

- FEMA repairs at Summit Landfill
 - \$209,000

Solid Waste

	FY18 Actual	FY19 Actual	FY20 Budget	FY21 Proposed	Inc/(Dec)	% change
Landfill Tipping Fees	256,744	325,856	250,000	250,000	-	0.00%
City Tipping Fees	5,483,200	5,483,200	4,073,000	4,073,000	-	0.00%
Sale of Property/Scrap	67,410	71,665	30,000	20,000	(10,000)	-33.33%
Investment Income	0	0	0	0	-	0.00%
Sale of Mulch	111,483	6,826	0	0	-	0.00%
Miscellaneous	174,132	115,441	25,841	6,000	(19,841)	-76.78%
Total Revenues	6,092,969	6,002,988	4,378,841	4,349,000	(29,841)	-0.68%
Recycling Center	821,391	874,212	926,310	928,114	1,804	0.19%
Waste Disposal - Birchwood Monitoring	22,885	1,714	0	0	-	0.00%
Waste Disposal - City Landfill	797,219	644,771	923,818	861,789	(62,029)	-6.71%
Compost Waste Center	727,280	639,082	457,564	516,974	59,410	12.98%
Principal	1,917,677	1,816,599	970,043	629,376	(340,667)	-35.12%
Interest	303,479	240,508	179,396	151,933	(27,463)	-15.31%
Bank Fees	1,433	1,091	1,374	1,054	(320)	-23.29%
Capital Improvement	1,822,759	1,086,354	920,336	26,125	(894,211)	-97.16%
Landfill Closure & Postclosure	0	600	0	1,203,635	1,203,635	0.00%
Household Hazardous Waste	2,390	77,755	0	30,000	30,000	0.00%
Total Expenses	6,416,513	5,382,686	4,378,841	4,349,000	-29,841	-0.68%
Use of Fund Balance	(323,544)	620,302	-	-	-	0.00%

SAFER STREETS | GROWING ECONOMY | STRONGER NEIGHBORHOODS
HIGH PERFORMING GOVERNMENT | SMARTER STUDENTS, STRONGER FAMILIES

FY 2021 Budget

Public Works

Water Quality

Justin Holland - Administrator
Donald Stone - Deputy Administrator



Significant Changes From Previous Year

Water Quality FY21 Operational Initiatives

- Rate Increase
 - 9.7%
 - from \$138.76 to \$152.33 per ERU
- Additional funding for Single Family Residential Ponds Maintenance (Ongoing)
- Additional funding for Flowmeter and Rain Gauge monitoring (Ongoing)
- *NEW* Funding for Education in areas to include, but not limited to: GreenGrants, RainSmart, Grasslands, PM Gardens, MyTN, GI Education

Significant Changes From Previous Year

Water Quality

FY21 Capital Initiatives

- Additional funding for Davidson Road Green infrastructure road runoff reduction (Ongoing)
- Additional Funding for Glass Street Project for stream restoration of old WPA ditch as previously identified in AMEC priority report (Ongoing)
- Additional Funding for Dartmouth Stormwater replacement project to prevent flooding (Ongoing)
- *NEW* Funding for North Market WQ Redirect flow and enhance function of Renaissance Park wetland

Water Quality

Revenue	FY18 Actual	FY19 Actual	FY20 Budget	FY21 Proposed	Inc/(Dec)	% change
Water Quality Fee	19,380,715	22,783,725	22,566,197	25,800,000	3,233,803	14.33%
Water Quality Permits	97,851	336,102	350,000	350,000	-	0.00%
Revenue Adjustments	-34,736	296,600	0	0	-	0.00%
Other	132,406	630,176	0	0	-	0.00%
Total Revenues	19,576,236	24,046,602	22,916,197	26,150,000	3,233,803	14.11%
Water Quality Management Administration	3,699,923	3,686,822	4,597,899	5,023,187	425,288	9.25%
Water Quality Maintenance & Operations	6,410,097	6,685,658	9,454,726	8,959,789	(494,937)	-5.23%
Water Quality Site Development	826,071	986,089	1,068,368	1,180,875	112,507	10.53%
Water Quality Engineering & Project Management	1,107,994	1,169,263	1,408,039	1,764,214	356,175	25.30%
Water Quality Public Education	97,778	102,708	95,429	618,429	523,000	548.05%
Renewal & Replacement	50,540	41,459	75,200	75,200	-	0.00%
Brainerd Levee 1, 2, 3	0	24,634	54,700	54,925	225	0.41%
Orchard Knob Storm Station	112,582	35,517	18,310	18,310	-	0.00%
Minor Storm Stations	0	1,918	13,028	14,530	1,502	11.53%
Water Quality Green Infrastructure Maintenance	0	0	0	84,364	84,364	0.00%
Principal	1,999,738	1,340,002	1,125,795	1,295,015	169,220	15.03%
Interest	597,302	533,526	554,189	587,629	33,440	6.03%
Bank Fees	229	229	165	165	-	0.00%
Appropriation to Capital Project Fund	6,628,816	13,867,620	4,784,875	6,473,368	1,688,493	35.29%
Total Expenses	21,531,070	28,475,445	23,250,723	26,150,000	2,899,277	12.47%
Use of Fund Balance	(1,954,834)	(4,428,843)	(334,526)	-	334,526	-100.00%

SAFER STREETS | GROWING ECONOMY | STRONGER NEIGHBORHOODS
HIGH PERFORMING GOVERNMENT | SMARTER STUDENTS, STRONGER FAMILIES

FY 2021 Budget

Public Works

Interceptor Sewer System

Justin Holland - Administrator
Donald Stone - Deputy Administrator



Significant Changes From Previous Year

Interceptor Sewer System

- Zero percent rate increase

Interceptor Sewer System (Revenue)

	FY18 Actual	FY19 Actual	FY20 Budget	FY21 Proposed	Inc/(Dec)	% change
Sewer Service Charges	66,818,581	76,156,291	76,576,876	72,161,132	(4,415,745)	-5.77%
Industrial Surcharges	3,065,049	3,700,493	2,602,347	2,602,347	-	0.00%
Septic Tank Charges	357,480	465,305	407,526	407,526	-	0.00%
Wheelage and Treatment	12,388,668	13,175,731	11,739,116	16,154,861	4,415,745	37.62%
Debt Service Northwest Georgia	447,353	286,273	0	0	-	0.00%
Industrial User Permits	82,600	40,500	45,000	45,000	-	0.00%
Industrial User Fines	6,800	3,000	0	0	-	0.00%
Garbage Grinder Fees	118,998	87,360	91,494	91,494	-	0.00%
Other Revenue/Charges	22,459	197,126	37,641	37,641	-	0.00%
Interest Earnings	904,676	2,404,879	500,000	500,000	-	0.00%
Bad Debt Expense	0	-2,187,750	0	0	-	0.00%
Total Revenues	84,212,664	94,329,209	92,000,000	92,000,000	-	0.00%

Interceptor Sewer System (Operations)

	FY18 Actual	FY19 Actual	FY20 Budget	FY21 Proposed	Inc/(Dec)	% change
Administration / Contingency	4,008,481	4,768,192	8,202,121	9,239,797	1,037,676	12.65%
Laboratory	929,278	783,862	960,500	966,495	5,995	0.62%
Engineering	996,882	969,472	1,092,600	1,350,748	258,148	23.63%
Plant Maintenance	3,585,317	9,356,384	8,460,095	9,769,824	1,309,729	15.48%
Sewer Maintenance	4,104,816	6,744,166	8,083,895	8,973,017	889,122	11.00%
Moccasin Bend - Liquid Handling	12,382,342	11,549,549	12,101,300	11,188,428	(912,872)	-7.54%
Inflow & Infiltration	2,015,485	2,111,413	2,575,000	2,588,636	13,636	0.53%
Safety & Training	160,569	230,003	375,000	386,015	11,015	2.94%
Pretreatment/Monitoring	553,224	583,616	819,342	799,928	(19,414)	-2.37%
Moccasin Bend - Solid Handling	3,705,620	2,859,241	3,664,500	3,590,888	(73,612)	-2.01%
Moccasin Bend - Landfill Handling	1,582,525	2,034,670	1,650,000	2,250,000	600,000	36.36%
Combined Sewer Overflow	1,361,095	250,403	282,850	384,950	102,100	36.10%
Inventory Moc Bend	1,410	738,911	0	0	-	0.00%
Municipal Billing	3,751	48,820	0	0	-	0.00%
Pump Station Operations	642,371	896,084	1,096,339	1,189,633	93,294	8.51%
Total Pumping Stations	6,743,964	4,644,476	4,610,820	4,900,920	290,100	6.29%
Appropriation to Capital / Consent Decree	30,900,000	33,300,000	41,407,500	36,450,000	(4,957,500)	-11.97%
Principal	10,285,942	9,130,367	8,851,451	9,220,088	368,637	4.16%
Interest	2,591,081	2,703,203	2,602,639	3,244,179	641,540	24.65%
Bank Fees	82,951	98,990	149,549	156,455	6,906	4.62%
Total Expenses	86,637,104	93,801,821	106,985,501	106,650,000	-335,500	-0.31%

Interceptor Sewer System (Capital)

SRF-Maintenance Required-6011

	MBWWTP Solids Process Optimization Implementation - Phase 4 (A-D) (Digester Upgrades)	11,500,000
--	---	------------

SRF-Consent Decree-6012

	Focused SSES and Rehab - Phase II	8,500,000
--	-----------------------------------	-----------

Total SRF		20,000,000
------------------	--	-------------------

Revenue Bonds

	E2I2 SSO Abatement Program - Lee Hwy (WWS Ph. 7 - Lee Highway)	5,000,000
--	--	-----------

	E2I2 SSO Abatement Program - East Ridge (WWS Ph. 5 - East Brainerd)	20,000,000
--	---	------------

	E2I2 SSO Abatement Program - Red Bank (SPOI Ph. 4A)	5,000,000
--	---	-----------

Total Revenue Bonds		30,000,000
----------------------------	--	-------------------

Interceptor Sewer System (Capital)

Fund Balance/Operations	
MBWWTP Oxygen Plant Upgrades	250,000
Citico PS Reliability Improvements	1,500,000
MBWWTP Water Use and Re-use	700,000
CSOTF Improvements - Phase 1	2,000,000
Tiftonia PS#3 Safety Upgrade	2,000,000
23rd St PS Improvements	1,000,000
CSOTF Equipment Replacement Program	300,000
Contingency MBWWTP Improvements	1,500,000
Program Management For Consent Decree Implementation	2,900,000
Contingency - Plans and Studies	200,000
Implementation of Vulnerability Recommendations	500,000
Implementation of CD Green Infra Projects in the CSS	500,000
Pump Station Improvements	2,000,000
Riverview Park/CGCC Chronic SSO Elimination Project	1,000,000
Lupton Drive Chronic SSO Elimination Project	1,000,000
Wet Weather Storage - Phase 3	10,000,000
Citico Creek Sub-basin Combined Sewer Separation	6,000,000
West Tiftonia Sewer Connector Rehabilitation	350,000
MBWWTP Wet Weather Treatment Feasibility Study	500,000
Pump Station Generator 1	750,000
Pump Station Improvements (IPS Screen Bypass Project)	1,500,000
Fund Balance/Operations	36,450,000

SAFER STREETS | GROWING ECONOMY | STRONGER NEIGHBORHOODS
HIGH PERFORMING GOVERNMENT | SMARTER STUDENTS, STRONGER FAMILIES

FY 2021 Budget

Public Works

Municipal Service Station & Garage

Justin Holland - Administrator
Donald Stone - Deputy Administrator



Overview of FY21 Service Delivery Initiatives

Municipal Service Station & Garage

Continuing to support all City of Chattanooga Departments with quality service and maintenance, fuel and vehicles.

Significant Changes From Previous Year

Municipal Service Station & Garage

- No significant Changes

Municipal Service Station & Garage

MUNICIPAL SERVICE STATION / GARAGE						
	FY18 Actual	FY19 Actual	FY20 Budget	FY21 Proposed	Inc/(Dec)	% change
Sale of Scrap	1,429	0	0	0	-	0.00%
Fuel - City Sales	2,494,056	2,677,292	3,022,000	2,609,500	(412,500)	-13.65%
Fuel - Outside Sales	20,256	24,169	27,800	26,000	(1,800)	-6.47%
Sale of Equipment	0	0	0	0	-	0.00%
Parts - City Sales	3,174,974	3,586,740	3,600,000	3,900,000	300,000	8.33%
Parts - Outside Sales	204,051	499,554	350,000	300,000	(50,000)	-14.29%
Labor - City Sales	3,168,407	3,350,764	3,743,888	3,345,118	(398,770)	-10.65%
Labor - Outside Sales	174,271	169,501	186,728	139,915	(46,813)	-25.07%
Miscellaneous Revenue	0	0	0	0	-	0.00%
Other Revenue	144	-217	0	0	-	0.00%
Total Revenues	9,237,588	10,307,803	10,930,416	10,320,533	-609,883	-5.58%
Operations	10,304,857	10,857,308	10,930,416	10,320,533	(609,883)	-5.58%
Total Expenses	10,304,857	10,857,308	10,930,416	10,320,533	-609,883	-5.58%
Use of Fund Balance	(1,067,269)	(549,505)	-	-	-	0.00%

SAFER STREETS | GROWING ECONOMY | STRONGER NEIGHBORHOODS
HIGH PERFORMING GOVERNMENT | SMARTER STUDENTS, STRONGER FAMILIES

FY 2021 Budget

Public Works

Fleet Leasing Operations

Justin Holland - Administrator
Donald Stone - Deputy Administrator



Overview of FY21 Service Delivery Initiatives

Fleet Leasing Operations

The Vehicle Replacement Program applies to all budgeted City departments. Applies best practices to purchase and replace of vehicles.

- Optimize vehicle life cycle
- Plan and control the City fleet size and composition
- Forecast maintenance and replacement costs
- Accurately plan operational budget
- Reduce costs through a managed fleet program

Significant Changes From Previous Year

Fleet Leasing

- Replacing 133 total vehicles
 - 102 Police Vehicles

Fleet Leasing Operations / Capital / Reserves

FLEET LEASING OPERATIONS						
	FY18 Actual	FY19 Actual	FY20 Budget	FY21 Proposed	Inc/(Dec)	% change
Fleet Leased Vehicles	2,843,604	1,797,897	1,509,200	1,297,469	(211,731)	-14.03%
Fleet Mileage Surcharge	408,836	217	0	0	-	0.00%
Total Revenues	3,252,440	1,798,114	1,509,200	1,297,469	(211,731)	-14.03%
Operations	2,089,587	2,125,323	1,509,200	1,297,469	(211,731)	-14.03%
Total Expenses	2,089,587	2,125,323	1,509,200	1,297,469	-211,731	-14.03%
Use of Fund Balance	1,162,853	(327,209)	-	-	-	0.00%
FLEET LEASING CAPITAL						
	FY18 Actual	FY19 Actual	FY20 Budget	FY21 Proposed	Inc/(Dec)	% change
Sale of Equipment	203,321	494,636	0	0	-	0.00%
Damage Settlements	92,661	4,551	0	0	-	0.00%
Loss & Damage	265,707	700	0	0	-	0.00%
Fleet Leased Vehicles	0	0	0	0	-	0.00%
Vehicle Replacement Revenue	4,279,139	5,224,631	5,000,000	5,000,000	-	0.00%
Fleet Mileage Surcharge	1,231	690	0	0	-	0.00%
Total Revenues	4,842,059	5,725,208	5,000,000	5,000,000	-	0.00%
FLEET LEASING RESERVES						
	FY18 Actual	FY19 Actual	FY20 Budget	FY21 Proposed	Inc/(Dec)	% change
Transfer from Fleet Reserve Capital	6,000,000	5,000,000	5,000,000	2,720,025	(2,279,975)	-45.60%
Transfer from Economic Development Capital	0	0	2,588,680	0	(2,588,680)	-100.00%
Transfer From State LGS Grant	0	0	0	2,279,975	2,279,975	0.00%
Total Revenues	6,000,000	5,000,000	7,588,680	5,000,000	(2,279,975)	-30.04%
Operations	8,190,604	7,230,439	13,678,680	18,888,680	5,210,000	38.09%
Total Expenses	8,190,604	7,230,439	13,678,680	18,888,680	5,210,000	38.09%

SAFER STREETS | GROWING ECONOMY | STRONGER NEIGHBORHOODS
HIGH PERFORMING GOVERNMENT | SMARTER STUDENTS, STRONGER FAMILIES

FY 2021 Budget

Public Works

Golf Course

Justin Holland - Administrator

Donald Stone - Deputy Administrator



Overview of FY21 Service Delivery Initiatives

Golf Course

Continue to offer outstanding service and affordable recreation for everyone on two very well-maintained courses.

Significant Changes From Previous Year

Golf Course

- No significant changes

Golf Course

	FY18 Actual	FY19 Actual	FY20 Budget	FY21 Proposed	Inc/(Dec)	% change
Pro Shop	116,784	126,457	135,253	132,744	(2,509)	-1.86%
Green Fees	626,380	697,234	730,048	731,007	959	0.13%
Golf Course Property Rent	9,600	9,600	9,600	9,600	-	0.00%
Overage/Shortage	318	307	0	0	-	0.00%
Memberships	104,248	132,079	126,232	132,818	6,586	5.22%
Cart Rentals	439,462	500,901	529,496	525,507	(3,989)	-0.75%
Food	46,415	50,296	61,147	55,672	(5,475)	-8.95%
Beverage	92,900	106,851	107,198	109,113	1,915	1.79%
Total Revenues	1,436,108	1,623,725	1,698,974	1,696,461	(2,513)	-0.15%
Operations	1,734,013	1,809,726	1,698,974	1,696,461	(2,513)	-0.15%
Total Expenses	1,734,013	1,809,726	1,698,974	1,696,461	-2,513	-0.15%
Use of Fund Balance	(297,905)	(186,001)	-	-	-	0.00%

Performance Measurements FY2020 (July-March)

PW	Measure Description	Primary Desired Outcome/Notes	Yearly Target	Yearly Actual
PM 1	City Wide Service: Safety	In order to have a safer workplace the Department of Public Works - City Wide Service Division will address all of safety alerts reported each month.	100%	100%
PM 2	City Wide Service: People	In order to have better trained workforce the Department of Public Works - City Wide Service Division will provide and track training per employee according to their job specifications in FY 2020	100%	40%
PM 3	City Wide Service: Excellence	In order to continuously improve service delivery to the citizens the Department of Public Works - City Wide Service Divisions will review 50% of operational procedures, plans, policies, and practices	50%	29%
PM 4	City Wide Service: Service	In order to respond timely to citizens requests for service the Department of Public Works - City Wide Service Divisions will complete service requests by 94% on time in FY 2020	94%	89%
PM 5	City Wide Service: Accountability	In order to be accountable to citizens and business partners the Department of Public Works - City Wide Maintenance Divisions will ensure budget to actual expenditures by within budget in FY 2020	98%	96%
PM 6	Engineering: Safety	In order to have a safer workplace the Department of Public Works - Engineering Division will address all of safety alerts reported each month.	100%	100%
PM 7	Engineering: People	In order to have better trained workforce the Department of Public Works - Engineering will provide and track training per employee according to their job specifications in FY 2020.	100%	55%
PM 8	Engineering: Excellence	In order to continuously improve service delivery to the citizens the Department of Public Works - Engineering will review 50% of operational procedures, plans, policies	50%	30%
PM 9	Engineering: Service	In order to respond timely to citizens requests for service the Department of Public Works - Engineering will Complete Service Requests by 94% on time in FY 2020	94%	91%
PM 10	Engineering: Accountability	In order to be accountable to citizens and business partners the Department of Public Works - Engineering will ensure budget to actual expenditures by within budget in FY 2020	98%	102%

Performance Measurements FY2020 (July-March)

PM 11	Parks Maintenance: Safety	In order to have a safer workplace the Department of Public Works - Parks Maintenance Division will address all of safety alerts reported each month.	100%	100%
PM 12	Parks Maintenance: People	In order to have better trained workforce the Department of Public Works - Parks Maintenance will provide and track training per employee according to their job specifications in FY 2020.	100%	72%
PM 13	Parks Maintenance: Excellence	In order to continuously improve service delivery to the citizens the Department of Public Works - Parks Maintenance will review 50% of operational procedures, plans, policies	50%	100%
PM 14	Parks Maintenance: Service	In order to respond timely to citizens requests for service the Department of Public Works - Parks Maintenance will Complete Service Requests by 94% on time in FY 2020	94%	97%
PM 15	Parks Maintenance: Accountability	In order to be accountable to citizens and business partners the Department of Public Works - Parks Maintenance will ensure budget to actual expenditures by within budget in FY 2020	98%	102%
PM 16	Public Works Administration: Safety	In order to have a safer workplace the Department of Public Works - Administration Division will address all of safety alerts reported each month.	100%	100%
PM 17	Public Works Administration: People	In order to have better trained workforce the Department of Public Works - Public Works Administration will provide and track training per employee according to their job specifications in FY 2020.	100%	83%
PM 18	Public Works Administration: Excellence	In order to continuously improve service delivery to the citizens the Department of Public Works - Public Works Administration will review 50% of operational procedures, plans, policies	50%	86%
PM 19	Public Works Administration: Service	In order to respond timely to citizens requests for service the Department of Public Works - Public Works Administration will Complete Service Requests by 94% on time in FY 2020	94%	89%
PM 20	Public Works Administration: Accountability	In order to be accountable to citizens and business partners the Department of Public Works - Public Works Administration will ensure budget to actual expenditures by within budget in FY 2020	98%	109%

Performance Measurements FY2020 (July-March)

PM 21	Waste Water: Safety	In order to have a safer workplace the Department of Public Works - Waste Water Division will address all of safety alerts reported each month.	100%	98%
PM 22	Waste Water: People	In order to have better trained workforce the Department of Public Works - Waste Water Division will provide and track training per employee according to their job specifications in FY 2020	100%	52%
PM 23	Waste Water: Excellence	In order to continuously improve service delivery to the citizens the Department of Public Works - Waste Water will review 50% of operational procedures, plans, policies	50%	0%
PM 24	Waste Water: Service	In order to respond timely to citizens requests for service the Department of Public Works - Waste Water will Complete Service Requests by 94% on time in FY 2020	94%	98%
PM 25	Waste Water: Accountability	In order to be accountable to citizens and business partners the Department of Public Works - Waste Water will ensure budget to actual expenditures by within budget in FY 2020	98%	95%
PM 26	Fleet: Safety	In order to have a safer workplace the Department of Public Works - Fleet Division will address all of safety alerts reported each month.	100%	100%
PM 27	Fleet: People	In order to have better trained workforce the Department of Public Works - Fleet Division will provide and track training per employee according to their job specifications in FY 2020	100%	66%
PM 28	Fleet: Excellence	In order to continuously improve service delivery to the citizens the Department of Public Works - Fleet will review 50% of operational procedures, plans, policies	50%	100%
PM 29	Fleet: Service	In order to respond timely to citizens requests for service the Department of Public Works - Fleet will Complete Service Requests by 94% on time in FY 2020	94%	38%
PM 30	Fleet: Accountability	In order to be accountable to citizens and business partners the Department of Public Works - Fleet will ensure budget to actual expenditures by within budget in FY 2020	98%	107%



SAFER STREETS | GROWING ECONOMY | STRONGER NEIGHBORHOODS
HIGH PERFORMING GOVERNMENT | SMARTER STUDENTS, STRONGER FAMILIES

FY 2021 Budget Youth & Family Development

Lurone Jennings – Administrator

Jason McKinney – Deputy Administrator, Recreation

Ariel Ford – Deputy Administrator, OEL



Our mission is to break down the barriers that prevent people from living the lives they want in our community.

Youth & Family Department

Mission Statement:

- To provide a strong emphasis on developing and educating youth and families in our community physically, socially, and morally. To provide safe, attractive and accessible facilities and programs that promote a healthy active lifestyle which will positively impact our community's economy and tourism. To expand, enhance and increase awareness and opportunities related to education, recreation and leadership development.



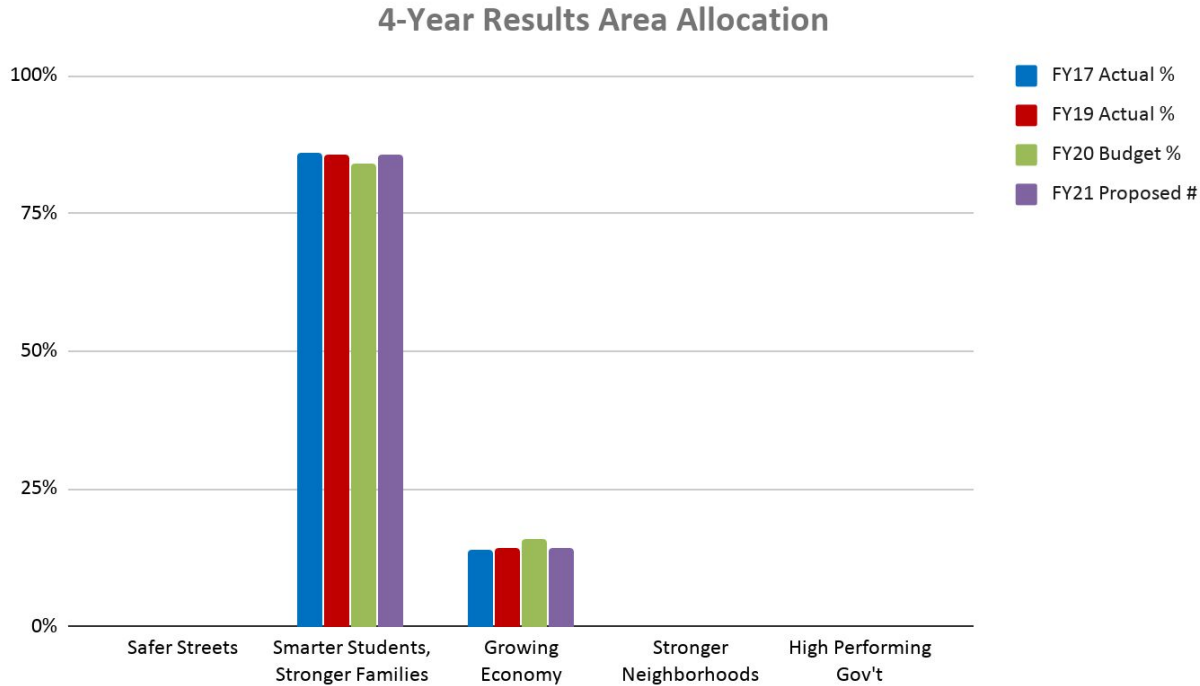
Goals & Objectives

- Increase the use/attendance of Youth and Family Development centers and programs, through an increased variety and number of quality program offerings in areas such as recreation, education, early learning, leadership and career development.
- Enhance community participation through new approaches to marketing programs, facilities and services.

Organization Chart



4 Year Results Area Allocation



	FY18 Actual	FY17 Actual %	FY19 Actual	FY19 Actual %	FY20 Budget	FY20 Budget %	FY21 Proposed	FY21 Proposed #
Safer Streets	-	-	-	-	-	-	-	-
Smarter Students, Stronger Families	8,299,372	86	8,966,958	86	9,654,277	85	9,525,442	85
Growing Economy	1,351,060	14	1,442,558	14	1,685,429	15	1,607,909	15
Stronger Neighborhoods	-	-	-	-	-	-	-	-
High Performing Gov't	-	-	-	-	-	-	-	-
TOTAL	9,650,432	100	10,409,516	100	11,339,706	100	11,133,351	100

Department Offer by Result Area

Row Labels	Actual FY19	Budget FY20	Proposed FY21	Inc (Dec) Proposed vs. Budget	% Change
1100					
E - GROWING ECONOMY					
N - Youth & Family					
Civic Facilities	-		-	-	0.00%
YFD Recreation Complexes	1,597,224	1,765,311	1,607,909	(157,402)	-8.92%
N - Youth & Family Total	1,597,224	1,765,311	1,607,909	(157,402)	-8.92%
E - GROWING ECONOMY Total	1,597,224	1,765,311	1,607,909	(157,402)	-8.92%
F - SMARTER STUDENTS, STRONGER FAMILIES					
N - Youth & Family					
Afterschool and Summer Food Program	-	-	-	-	0.00%
Career Development	139,212	-	-	-	0.00%
Family Connects	-	-	-	-	0.00%
Office of Early Learning Operations	174,721	324,130	316,962	(7,168)	-2.21%
YFD Recreation	8,822,220	8,707,660	8,692,070	(15,590)	-0.18%
YFD Teen Programs	325,385	335,102	516,410	181,308	54.11%
N - Youth & Family Total	9,461,538	9,366,892	9,525,442	158,550	1.69%
F - SMARTER STUDENTS, STRONGER FAMILIES Total	9,461,538	9,366,892	9,525,442	158,550	1.69%
1100 Total	11,058,762	11,132,203	11,133,351	1,148	0.01%
Grand Total	11,058,762	11,132,203	11,133,351	1,148	0.01%

Overview of the New Service Delivery – Initiatives in the FY21 Budget

Staffing Changes:

- Recreation will increase staff by 2 positions with HR guidance. These positions were PT and will be moved to FT, due to hours worked.

Structural Changes:

- There are no significant structural changes for this year.

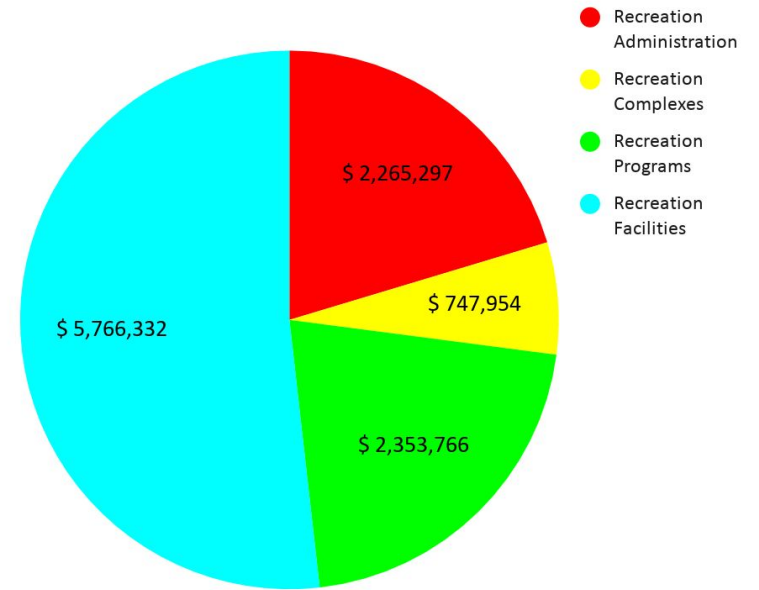
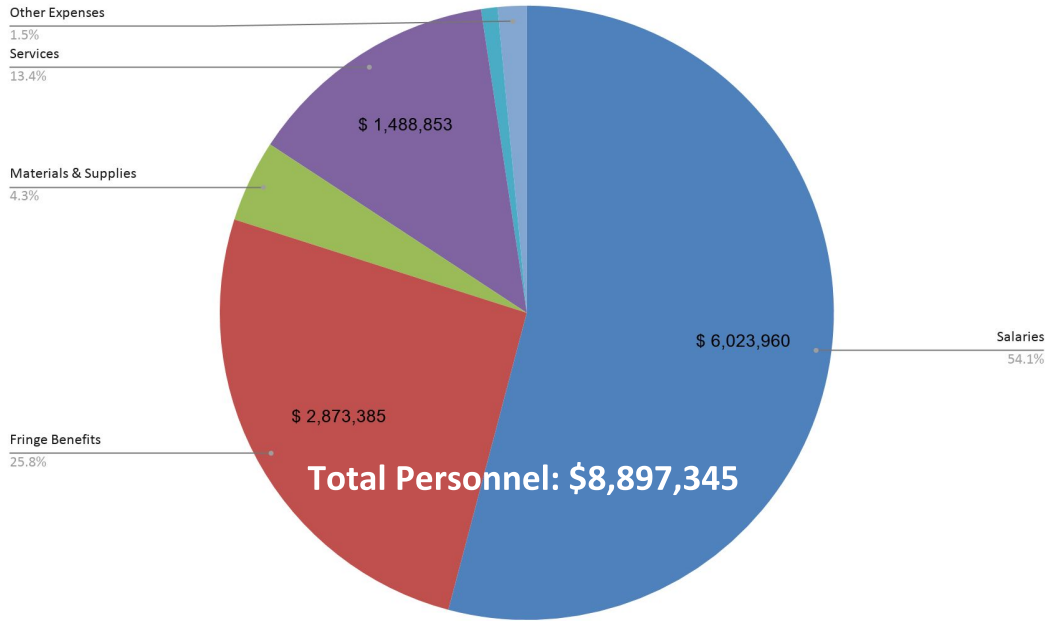
Significant Changes From Previous Year

In FY 2021 YFD will work to meet the needs of the Chattanooga community through focused efforts across child, youth, family, and senior programming. Priority will be given to supporting communities and populations that have been disproportionately impacted by the COVID-19 crisis.

Prioritized efforts will include:

- increase focus on academic supports for youth
- increase workforce development programs
- additional training for all staff on trauma informed and resiliency focused programming/response
- maintain senior programming
- stabilize the child care business community
- mobilize community supports for access in YFD centers
- maintain stable and secure teen supports
- increase social media and digital resources for all populations

FY21 Expenditures



FY20	\$11,132,203
FY21	\$11,133,351
Inc(Dec)	\$1,148
% Chg	0.01

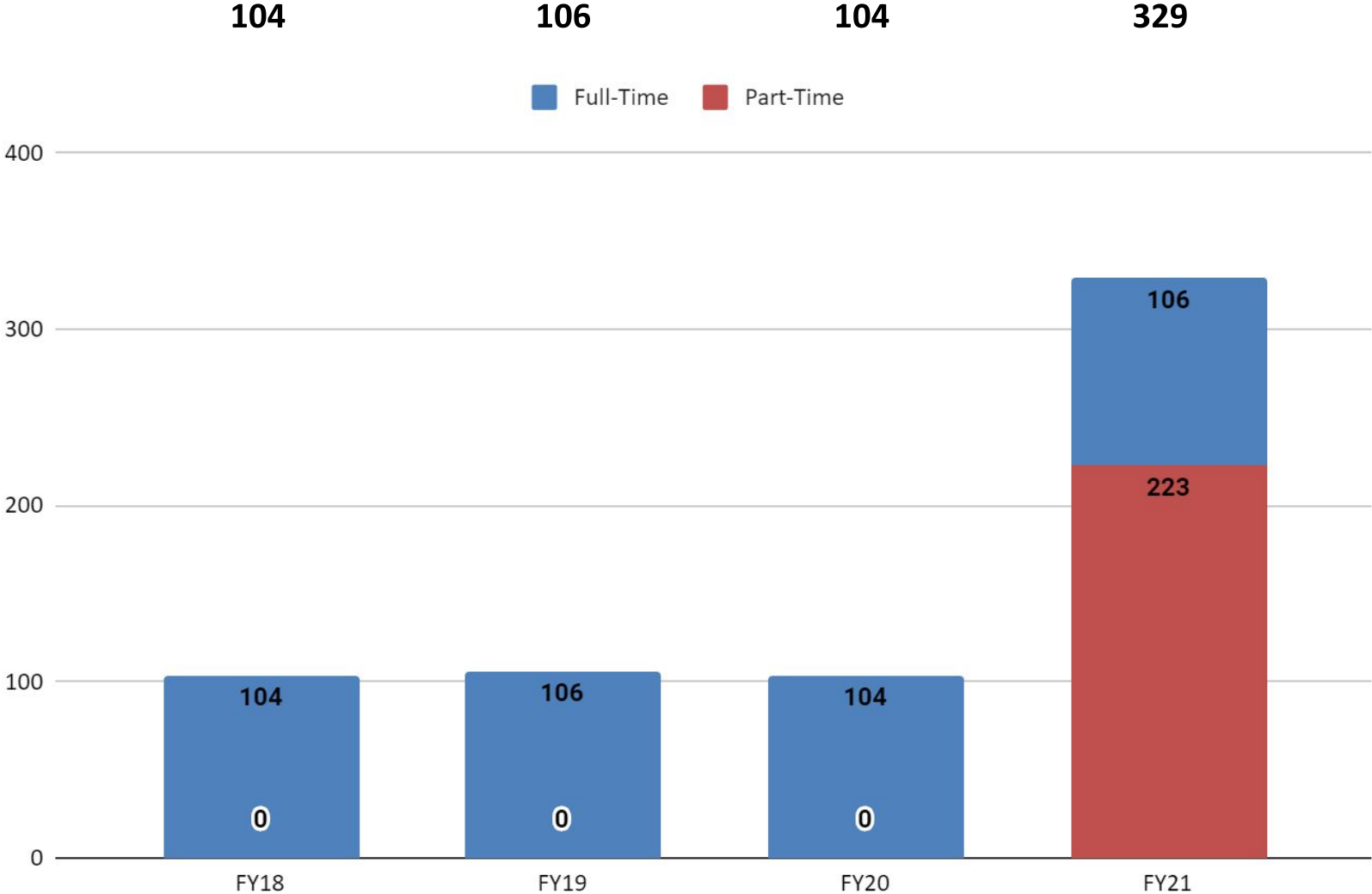
5 Year Account Summary & Highlight Analysis

	Actual FY17	Actual FY18	Actual FY19	Budget FY20	MBA Projection FY20	Proposed FY21	FY21 Proposed vs Budget	% Change
N - Youth & Family Development								
.Personnel Expenses								
600000 - Salaries Parent (601000-609999)	4,753,253	5,016,397	5,269,787	6,195,360	5,571,643	6,023,960	(171,400)	-2.77%
610000 - Fringe Benefits Parent (611000-619999)	1,939,432	2,348,149	2,516,493	2,581,025	2,672,347	2,873,385	292,360	11.33%
.Personnel Expenses Total	6,692,685	7,364,546	7,786,280	8,776,385	8,243,990	8,897,345	120,960	1.38%
Operating Expenses								
700000 - Services Parent (701000-709999)	1,857,029	1,797,622	1,741,116	1,546,762	1,672,423	1,488,853	(57,909)	-3.74%
710000 - Materials & Supplies Parent (711000-719999)	328,539	350,158	405,025	374,222	513,289	481,196	106,974	28.59%
720000 - Travel Expense Parent (721000-729999)	26,010	33,227	66,606	75,650	93,513	70,500	(5,150)	-6.81%
730000 - Vehicle Operating Expense Parent (731000-739999)	154,827	146,808	144,887	176,813	160,244	96,585	(80,228)	-45.37%
740000 - Insurance, Claims, Damages Parent (741000-749999)	963	25,443	20,491	45,000	45,000	25,000	(20,000)	-44.44%
770000 - Capital Outlay Parent (771000-779999)	34,090	26,808	38,951	36,250	481	-	(36,250)	-100.00%
780000 - Other Expenses Parent (781000-789999)	183,545	89,258	105,406	101,121	105,258	73,872	(27,249)	-26.95%
Operating Expenses Total	2,585,003	2,469,324	2,522,482	2,355,818	2,590,208	2,236,006	(119,812)	-5.09%
Transfers To								
810000 - Other Financing Uses Parent (811000-819999)	501,965	575,000	750,000			-	(750,000)	0
Transfers To Total	501,965	575,000	750,000			-	-	0
N - Youth & Family Development Total	9,779,653	10,408,870	11,058,762	11,132,203	10,834,198	11,133,351	1,148	0.01%

Recommendation: 1,148

- Salaries & Benefits increase due to addition of temp. positions reclassified as 223 part-time employees and 2 full time added via HR correction Operations : **(-\$119,812)**
- Reduction in services consultant fees -\$55K and local transportations -\$129K along with an increase of \$175K in employment agencies.
- Materials and supplies increase as a result of elevation in recreational supplies.
- Fleet lease reduction in vehicle operating.

Budgeted Personnel 4-Year Comparison



2030 Social Services

YFD - OFFICE OF FAMILY EMPOWERMENT						
	FY18 Actual	FY19 Actual	FY20 Budget	FY21 Proposed	Inc/(Dec)	% change
Federal	12,208,441	12,372,998	12,025,729	13,601,364	1,575,635	13.10%
State	3,235,162	4,109,386	3,791,465	3,900,064	108,599	2.86%
City of Chattanooga - Transfer In	1,426,650	1,259,643	1,501,934	1,908,490	406,556	27.07%
Other - Transfer In	712,557	414,714	-	-	-	0.00%
Interest Income	-	-	500	-	(500)	-100.00%
Charges for Services	24,787		-	-	-	0.00%
Contributions & Donations	2,008	12,477	23,648	-	(23,648)	-100.00%
Total Funding Sources	17,609,605	18,169,218	17,343,276	19,409,918	2,066,642	11.92%
Administration	1,547,000	1,338,002	1,295,024	1,770,706	475,682	36.73%
Headstart	12,434,724	12,678,140	12,125,045	13,173,111	1,048,066	8.64%
Day Care	349,040	24,980	-	-	-	0.00%
Foster Grandparents	512,321	487,433	505,860	541,011	35,151	6.95%
Low Income Energy Assistance Program	2,200,499	2,965,489	2,656,039	3,035,215	379,176	14.28%
Community Services Block Grant (CSBG)	611,281	713,662	603,200	839,825	236,625	39.23%
Social Services Programs	21,085	58,233	85,358	25,050	(60,308)	-70.65%
City General Relief	22,215	17,046	25,000	25,000	-	0.00%
Emergency Food and Shelter	20,030	-	22,750	-	(22,750)	-100.00%
Other	10,054	26,193	25,000	-	(25,000)	-100.00%
Total Expenses	17,728,249	18,309,178	17,343,276	19,409,918	2,066,642	11.92%
Inc (Dec) Fund Bal	(118,644)	(139,960)	-	-	-	0.00%

Performance Measures FY2020 (July-March)

Youth and Family Development

YFD	Measure Description	Primary Desired Outcome/Notes	Yearly Target	Yearly Actual
PM 1	Self-Sufficiency	Assist low income families in breaking the cycle of poverty. The YFD - Office of Family Empowerment will increase the number of families moving to long-term independence & self-sufficiency to 75 families FY 2020. Office of Family Empowerment	75	46
PM 2	Community Services Block Grant/LIHEAP	In order to Assist low income individuals with immediate and basic needs such as water and electricity. the Office of Family Empowerment will maintain number of clients receiving services by 5600 clients will receive services in FY020. Office of Family Empowerment	5600	5356
PM 3	Leadership Development	Completing CAP Initiative (Graduation Rate 87%; 26/30) through YFD Leadership in FY20 Leadership	85%; 26/30	28/30
PM 4	Education/Literacy	YFD will increase the number of units in Lexia Reading System completed by YFD Center students to 10,000 Education/Literacy	20,000	18392
PM 5	Continuous Quality Improvement of High Quality Childcare	In order to Maintain a culture of continuous improvements in existing high quality childcare programs the OEL will increase programs participating in CQI activities by 25% of eligible programs (approximately 10 programs) in FY2020. Office of Early Learning	25% (10 programs)	41
PM 6	Community Awareness	In order to increase community awareness of community resources the OEL will increase # of community members aware of ECE services by 500 individuals in FY2020. Office of Early Learning	500	348
PM 7	High quality early learning seats	Increase the number of quality existing seats in Early Learning by 350. Office of Early Learning	350	171
PM 8	Recreation: Complexes Economic Impact	In order to Increase the economic impact the Department of Youth and Family Development will increase economic impact dollars generated by 0.05 in FY20	15,750,000	1,890,000
PM 9	Recreation: Provide Quality Programs	Increase the number of participants in YFD Recreation Programs Recreation	100,000	88,103
PM 10	Recreation: character development	To reduce the number of referrals and violent offenses in the centers to 72, YFD will conduct (10) character development & conflict resolution trainings. Recreation	72	0



SAFER STREETS | GROWING ECONOMY | STRONGER NEIGHBORHOODS
HIGH PERFORMING GOVERNMENT | SMARTER STUDENTS, STRONGER FAMILIES

FY 2021 Budget Transportation

Blythe Bailey - Administrator
Mark Heinzer - Chief Engineer/CD Division Director
Kevin Comstock – Smart Cities Director
Ben Taylor – Operations Director



Our mission is to break down the barriers that prevent people from living the lives they want in our community.

Transportation

Mission Statement:

To make efficient transportation viable for everyone - cyclists, pedestrians, transit users and motorists while enhancing multi-use public spaces for all people.

Goals & Objectives

Safer Streets:

- Analyze CDOT's network for traffic safety and efficiency: Design signal timing, pavement marking, signage, with adherence to Chattanooga Codes and Regulations, Federal Highway Administration (FHWA) Regulations and Guidance, American Association of State Highway and Transportation Officials (AASHTO) requirements and guidance, the Manual for Uniform Traffic Control Devices (MUTCD) and the National Association of City Transportation Officials (NACTO) Urban Street Design Guide.

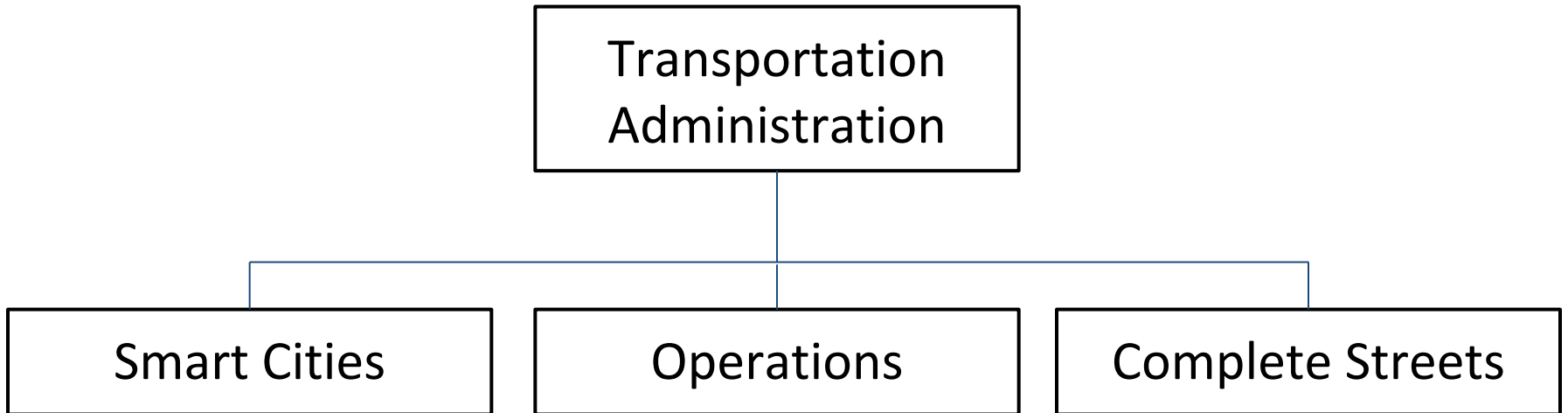
Public Engagement

- Build trust in the community through prompt responses to requests, clear public communication, and through a recognition, department-wide, that all employees of the City are representatives of city government.
- Review of private development projects to protect the public right-of-way (ROW) and efficiency of the network such as the inclusion of multi-modal accommodation, congruence with long-range planning and vision, and day-to-day traffic engineering impacts.

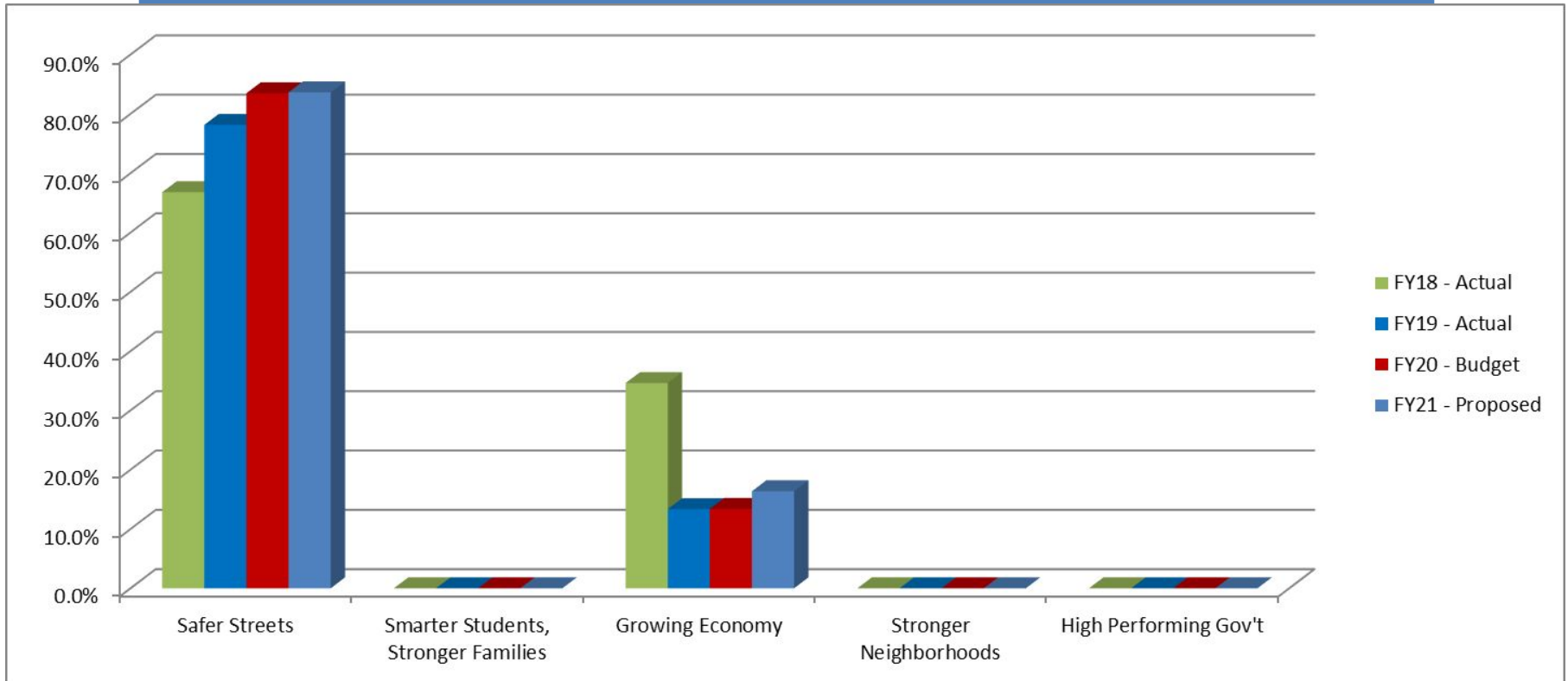
Growing Economy:

- Lead the capital planning process for CDOT projects with a focus toward maximum return on investment, long-term durability, low maintenance costs and efficient use of taxpayer dollars: Guide long range planning efforts, manage Local Area Project Agreements with TDOT, lead collaboration with other departments to prioritize projects
- Implement excellent project development from capital planning and programming to construction: collaborate with other departments, stakeholders, citizens and adhere to schedules and budgets.

Organization Chart



4 Year Results Area Allocation



	FY18	FY18 - Actual %	FY19	FY19 - Actual %	FY20	FY20 - Budget %	FY21	FY21 - Proposed %
Safer Streets	7,121,822	66	9,109,066	85	10,046,041	86	7,866,178	83%
Smarter Students, Stronger Families	-	-	-	-	-	-	-	-
Growing Economy	3,690,386	34	1,554,672	15	1,612,572	14	1,601,809	17%
Stronger Neighborhoods	-	-	-	-	-	-	-	-
High Performing Gov't	-	-	-	-	-	-	-	-
TOTAL	10,812,208	100	10,663,738	100.00	11,658,613	100	9,467,987	100.00

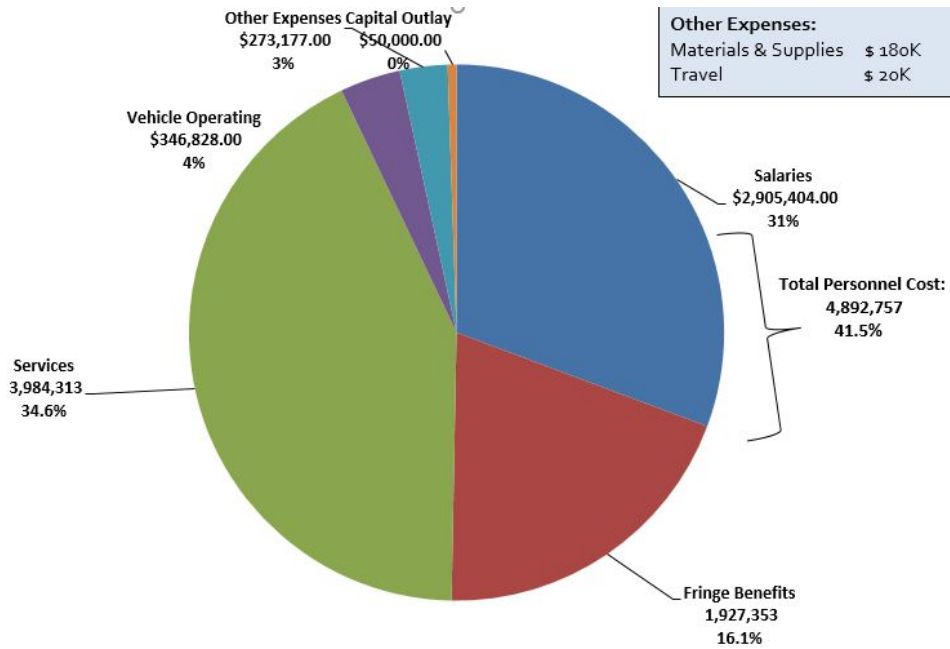
Department Offer by Result Area

	Actual FY19	Budget FY20	Proposed FY21	Inc (Dec) Proposed vs. Budget	% Change
1100					
E - GROWING ECONOMY					
P - Transportation					
CDOT: Administration	1,070,496	530,626	269,961	(260,665)	-49.12%
CDOT: Complete Streets	484,176	1,081,596	1,331,847	250,251	23.14%
P - Transportation Total	1,554,672	1,612,222	1,601,809	(10,413)	-0.65%
E - GROWING ECONOMY Total	1,554,672	1,612,222	1,601,809	(10,413)	-0.65%
S - SAFER STREETS					
P - Transportation					
CDOT: Operations	4,157,890	4,467,927	2,268,756	(2,199,171)	-49.22%
CDOT: Smart City	4,418,764	5,578,464	5,597,423	18,959	0.34%
Energy & Lighting Infrastructure	1,177	-	-	-	0.00%
Traffic Engineering	531,235	-	-	-	0.00%
P - Transportation Total	9,109,066	10,046,391	7,866,178	(2,180,213)	-21.70%
S - SAFER STREETS Total	9,109,066	10,046,391	7,866,178	(2,180,213)	-21.70%
1100 Total	10,663,738	11,658,613	9,467,987	(2,190,626)	-18.79%
Grand Total	10,663,738	11,658,613	9,467,987	(2,190,626)	-18.79%

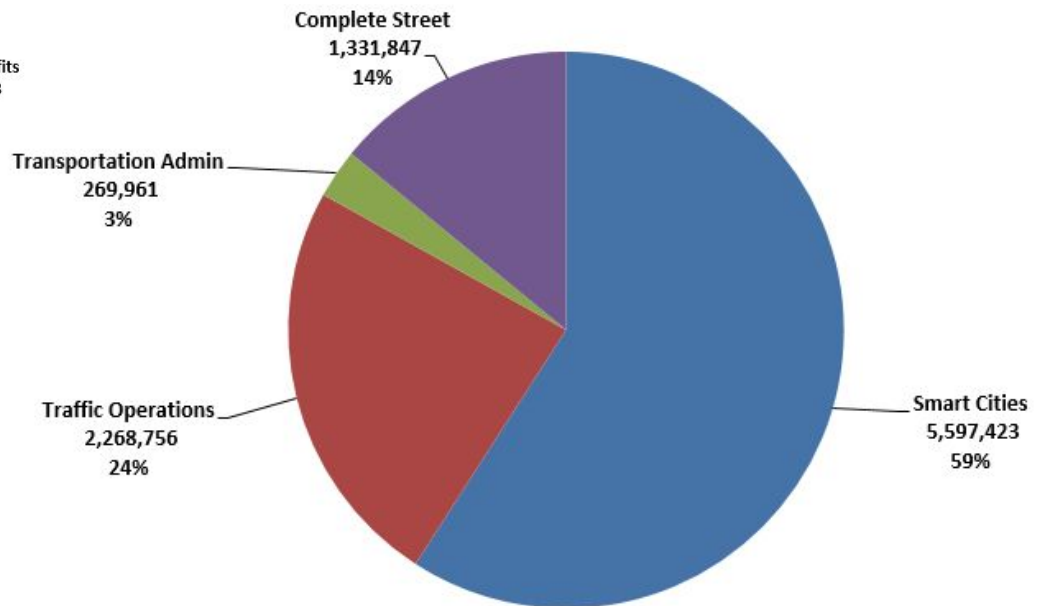
Significant Changes From Previous Year

- Continued focus on transportation asset management
 - Streets
 - Sidewalks
 - Bridges
 - Traffic Signals
 - Street Markings
- Expansion of the greenway network
 - Manufacturers/Hamm
 - Alton Park Connector
- Transportation in neighborhoods
- Decrease in paving capital

FY21 Expenditures (In Millions)

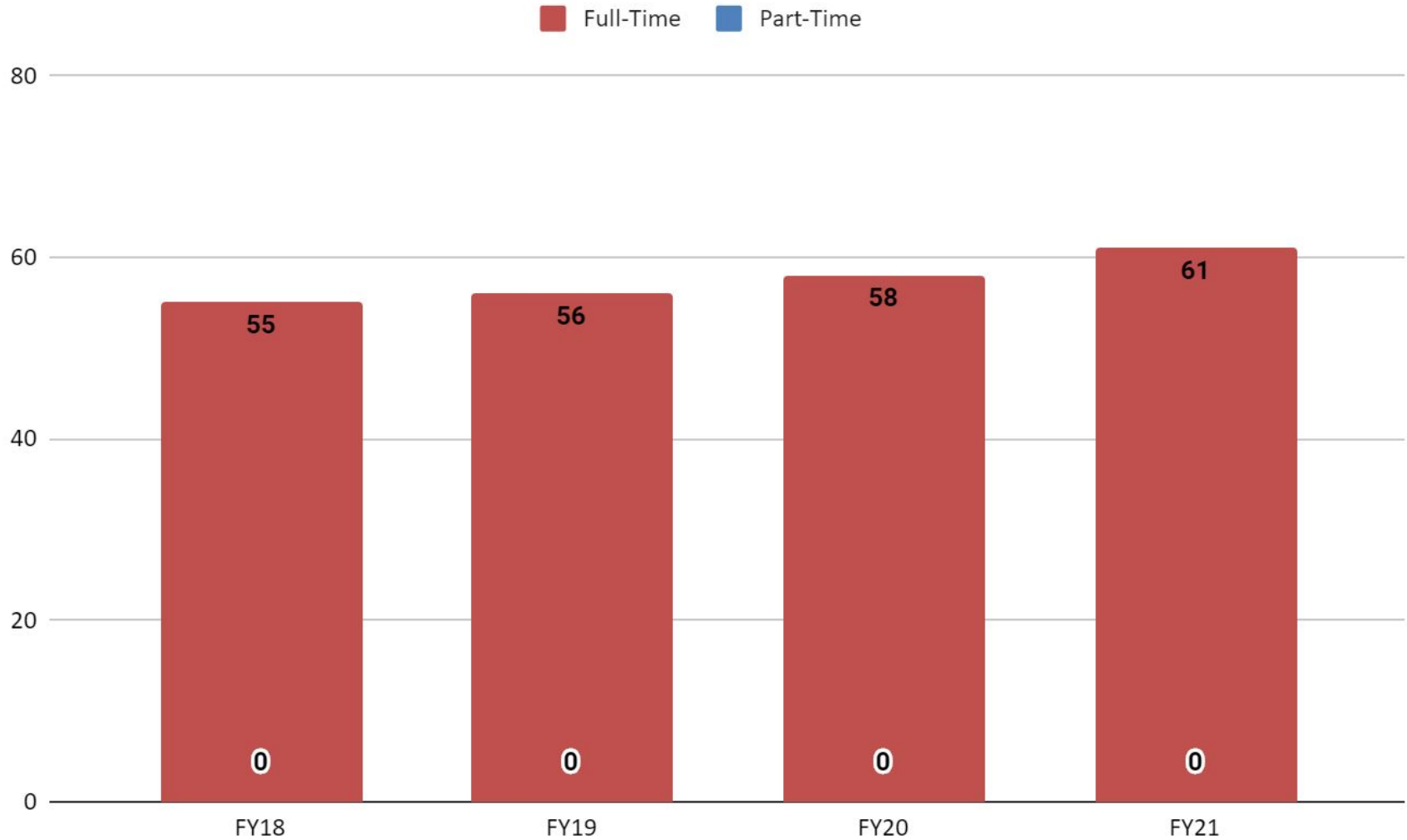


Other Expenses:
 Materials & Supplies \$ 180K
 Travel \$ 20K



FY20	\$11,658,613
FY21	\$9,467,987
Inc/(Dec)	(\$2,190,626)
Chg	-18.79%

Budgeted Personnel 4- Year Comparison



5 Year Account Summary & Highlight Analysis

	Actual FY17	Actual FY18	Actual FY19	Budget FY20	Projection FY20	Proposed FY21	FY20 Budget vs Proposed FY21	% Change
P - Transportation								
.Personnel Expenses								
600000 - Salaries Parent (601000-609999)	2,550,010	2,706,399	2,668,075	3,019,849	2,750,785	2,905,404	(114,445)	-3.79%
610000 - Fringe Benefits Parent (611000-619999)	1,282,435	1,477,177	1,564,838	1,895,837	1,619,947	1,856,957	(38,880)	-2.05%
.Personnel Expenses Total	3,832,445	4,183,576	4,232,913	4,915,686	4,370,732	4,762,361	(153,325)	-3.12%
Operating Expenses								
700000 - Services Parent (701000-709999)	3,240,330	3,797,003	3,674,074	3,984,313	4,132,055	4,035,621	51,308	1.29%
710000 - Materials & Supplies Parent (711000-719999)	137,853	180,152	133,566	163,751	188,086	180,201	16,450	10.05%
720000 - Travel Expense Parent (721000-729999)	10,796	5,750	12,595	14,670	14,144	20,050	5,380	36.67%
730000 - Vehicle Operating Expense Parent (731000-739999)	246,788	226,922	218,487	328,258	250,365	346,828	18,570	5.66%
760000 - Capital Assets Parent (761000-769999)	-	101,042	128,719	-	1,397	-	-	0.00%
770000 - Capital Outlay Parent (771000-779999)	2,952	115,427	48,473	50,000	58,976	50,000	-	0.00%
780000 - Other Expenses Parent (781000-789999)	66,499	77,483	89,706	77,083	86,833	72,926	(4,157)	-5.39%
Operating Expenses Total	3,705,218	4,503,779	4,305,620	4,618,075	4,731,856	4,705,626	87,551	1.90%
Transfers To								
810000 - Other Financing Uses Parent (811000-819999)	2,931,000	2,124,852	2,124,852	2,124,852	2,124,852	-	(2,124,852)	-100.00%
Transfers To Total	2,931,000	2,124,852	2,124,852	2,124,852	2,124,852	-	(2,124,852)	-100.00%
P - Transportation Total	10,468,663	10,812,208	10,663,386	11,658,613	11,227,440	9,467,987	(2,190,626)	-18.79%

Recommendation: (\$2,190,626)

- **Salaries & Benefits (\$153,325)**
 - Attrition added (\$150K)
 - Hospitalization decreases due to employee benefit selections.
- **Operations (\$2,037,301)**
 - An increase in Street Lighting (\$71K) based on a 3% expected increase.
 - An increase in Street Light Maintenance (\$20K)
 - An increase in Electricity plant Charge (\$4K)
 - A \$390,211 reduction of Paving
 - An increase in Thermoplastic (\$5K)
 - An increase in Technology Cost (\$10K) to align with actual costs
 - No Transfer to Paving as it is fully covered by capital.

CDOT Other Funds

City of Chattanooga
Automated Traffic Enforcement Fund
Fiscal Year 2021

	Actual FY19	Budget FY20	Proposed FY21	Inc (Dec) FY21 vs FY20 Budget	% change
Revenues					
Automated Traffic & Speeding Fines	658,574	624,000	638,500	14,500	2.32%
Other Income	1,079	-	-	-	0.00%
Total Revenues	659,653	624,000	638,500	14,500	2.32%
Expenditures					
Traffic Enforcement Operations	733,063	624,000	1,010,004	386,004	61.86%
Total Expenditures	733,063	624,000	1,010,004	386,004	61.86%
Estimated Incr(Decr) in Fund Balance	(73,410)	-	(371,504)		
Beginning Fund Balance July 1	1,235,435	1,162,025	1,162,025		
Ending Fund Balance June 30	1,162,025	1,162,025	790,521		
Ending Fund Balance as a % of Total Appropriations	158.52%	186.22%	78.27%		

Performance Measures FY2020 (July-March)

CDOT	Measure Description	Primary Desired Outcome/Notes	Yearly Target	Yearly Actual
PM1	Number of pedestrians	Provide safe and efficient pedestrian infrastructure to Encourage Walking. Complete Streets will increase the # of pedestrians by 15% in FY 2020 (7 Permanent Count Stations. Monthly summation of combined daily counts)	75,000	48,644
PM2	Traffic fatalities	To offer a safe environment for bikers, pedestrians & drivers; Complete Streets will decrease the # of fatal crashes by 100% in FY 2020 ...Fatal Bicycle Crashes...	0	1
PM2	Traffic fatalities	...Fatal Pedestrian Crashes...	0	4
PM2	Traffic fatalities	...Total Fatal Crashes...	0	30
PM3	Customer Service	In order to Ensure CDOT meets its target SLA's for major service requests received via Chatt 311 the Traffic Ops Division will maintain compliance by 90% of SLA's fulfilled on-time in FY20	90%	97%
PM4	Optimization of transportation system (% Completion)	Composite score of how the system has been connected, optimized, and transmitting data. Measure captures # Preventative Maintenance Inspections of the Transportation System. (# inspections performed/ monthly target); Mo. target = 336/12	100%	63%