



ONE CHATTANOOGA CABR 2024

Comprehensive Annual Budget Report
for the Year Ending June 30, 2024

CITY OF CHATTANOOGA • MAYOR TIM KELLY



About the Cover

The Holmberg Bridge was built in 2005. Named for Ruth S. Holmberg and her husband, A. William 'Bill' Holmberg, who were tireless patrons for the Chattanooga art community as well as many other charities for decades, the original structure was made of glass panels and cost \$1.6 million to build. Spanning the Riverfront Parkway connecting the City of Chattanooga's 'Art District' with the Walnut Street Bridge, the bridge is remarkable for the original stunning 'see through panels' and unique lighting. After many years of constant repairs, in 2017, the glass was replaced with stainless steels panels that were more durable for outdoor and structural conditions. Additional lighting was also installed to maintain the uniqueness of the bridge as an architectural and artistic structure. Today, this bridge is one of the most photographed in Tennessee and provides a unique gateway into the heart of downtown Chattanooga.

CITY OF CHATTANOOGA, TENNESSEE

COMPREHENSIVE ANNUAL
BUDGET REPORT
FOR THE FISCAL YEAR
ending June 30, 2024

DEPARTMENT OF FINANCE AND ADMINISTRATION
VICKIE HALEY, CPA (INTERIM) ADMINISTRATOR

Introduction

- 7 **Transmittal Letter**
An overview of the City's long and short term goals, along with explanations about priorities and issues for the new fiscal year.

- 8 **Strategic Goal**
ONE Chattanooga highlights

- 39 **About Chattanooga**
An overview of Chattanooga and its accomplishments. Includes Services, Demographic, and Economic Statistics.

- 47 **Meet Us**
Pictures and brief profile for Council, Mayor, Finance Administrators, and Management and Budget Analysis Staff.

- 48 **City Officials**
A list of Chattanooga's Department Administrators and key Directors.

- 52 **City Organization**
The Fiscal Year 2024 organizational chart by Department.

- 53 **Finance Staff**
Brief profile for the Management and Budget Analysis Staff.

Guidelines

- 57 **Budget Process Overview**
- 59 **Budget Model**
- 60 **Budget Accomplishments**
- 61 **Budget Calendar**
- 62 **Budget Policies**
- 68 **FY24 Operating Budget Ordinance**

Financial Overview

- 151 **Revenue & Expense History**
Includes revenue and expense history and fund balance discussion & charts.

Fund Summaries

Includes Summary information about Fund, departments or divisions along with summaries of revenues, expenditures, projected changes in fund balance, and trends. Capital & Debt Service summaries included following marked sections.

- 163 **Undesignated General Fund**
- 177 **Special Revenue Funds**
- 183 **Enterprise Funds**
- 193 **Internal Service Funds**

Departments

Includes departmental mission, description, goals, objectives, and performance measures

- 199 **General Government**
Includes the approved appropriations from the General Fund and divisions of City Council Office, City Court Judge, City Attorney, Internal Audit, Technology Services, Purchasing, and other general government type expenditures.

- 203 **Supported Agencies**
A brief description of the funded agencies for the upcoming fiscal year.

- 207 **Economic Development Fund**
Includes budgets for the Fund.

- 209 **Executive Branch**
Includes divisions of the Mayor's Office, Office of Community Health, Family Justice Center and Communications.

- 211 **Finance & Administration**
Includes divisions of Finance, Treasurer's Office, Grants & Opportunities, and City Court Clerk.

- 213 **Human Resources**
Includes divisions of Human Resources, Benefits Office, Insurance Program, and Risk Management.

- 215 **Community Development**

- 217 **Community Development Fund**
Includes divisions of Community Development & Home programs.

- 219 **Police**
Includes the Police functions.

- 221 **Fire**
Includes the Fire functions.

- 223 **Public Works**
Includes divisions of Administration, the General Fund portion of City Wide Services (Emergency Response, Street Cleaning Services), City Engineering, Design, Review & Permitting, Municipal Forestry, Wastewater, Solid Waste, Stormwater, Garbage & Brush Pickup, and State Street Aid.

- 225 **Park & Outdoors**
Includes Outdoor Chattanooga and Public Art.

- 227 **Early Learning**

- 229 Social Service
(Federal Grants)
- 231 City Planning/Strategic Capital
- 233 Equity & Community Engagement
Includes Office of Multicultural Affairs and Neighborhood Services
- 235 Economic Development
- 237 Innovation Delivery & Performance
Includes 311 and Office of Performance Management and Open Data

Debt Service

- 239 Debt Summary
Includes Summary information about outstanding debt by funding source.
- 246 Schedule of Debt Service Requirements
- 247 General Obligation Debt Schedule
- 254 Historical General Obligation Debt Ratios
- 256 Debt Service Fund Revenues and Expenditures

Capital Summary

- 257 Capital Project Summary
Includes summary information about Capital Project Funds, summaries of revenues, expenditure, projected changes in fund balance, trends, followed by a detailed listing of projects, and operational impact.
- 266 Enterprise Funds Capital
Includes summary information about Wastewater (ISS) and Stormwater projects.
- 273 Capital Budget 5 Year Plan
- 279 Capital Budget FY 2024 Ordinance

Human Resources Personnel

- 287 Overview
Provides a brief description of the City's compensation package for its employees.
- 289 2024 Personnel Summary
Provides an overall summary of positions and explanations for changes since Fiscal Year 2023.
- 293 Personnel Administration: Six-Year Detail Chart
A listing of all City positions with summary figures totaled by fund type.

Glossary

- 325 Glossary
A listing of terms and abbreviations used throughout this document.



GOVERNMENT FINANCE OFFICERS ASSOCIATION

*Distinguished
Budget Presentation
Award*

PRESENTED TO

**City of Chattanooga
Tennessee**

For the Fiscal Year Beginning

July 01, 2022

Christopher P. Morrill

Executive Director

For over twenty years, the City of Chattanooga has received the Distinguished Budget Presentation Award. To receive this award, a governmental unit must publish a budget document that meets program criteria as a policy document, as an operations guide, as a financial plan, and as a communication device. The award is valid for a period of one year only. We believe our 2024 budget continues to conform to program requirements, and we are submitting it to GFOA to determine its eligibility for another award.

To the Honorable Mayor
Tim Kelly, Members of City
Council, and the Citizens of
Chattanooga , Tennessee

Presented is the adopted Operating Budget and Capital Improvement Plan for the Fiscal Year Ending June 30, 2024.

The budget is the most critical document presented by the Mayor and adopted by the City Council, as it reflects the vision of our city and establishes the operating plan for the upcoming fiscal year. This budget is built on conservative financial principles, reflects community input, and ensures long-term stability and financial sustainability. It captures the growth of our local and state economy while maintaining a property tax rate of \$2.25.

The Fiscal Year 2024 budget advances Mayor Kelly's ONE Chattanooga Strategic Plan, which will put our city on the path to shared prosperity and common purpose. A city that builds a universal path to early learning. A city where opportunity is not only possible but plentiful, for every single one of our residents. A city that ensures accessible and affordable housing choices for all Chattanoogaans. A city where economic development will go beyond incentives and industrial parks. A city where we open up pathways for local, small businesses to grow and thrive. Simply put, this budget represents investments to help Chattanooga live up to its potential to become the best city in America: a city that works for everyone, as ONE CHATTANOOGA, together.



Vickie Haley

Vickie Haley, CPA
City Finance Officer (Interim)



Strategic Goals ~ ONE CHATTANOOGA

The One Chattanooga Plan outlines a bold vision of a city that includes everyone in its prosperity. The values, strategic initiatives, and goals in the plan provide direction and purpose, helping to prioritize action and allocate resources effectively.

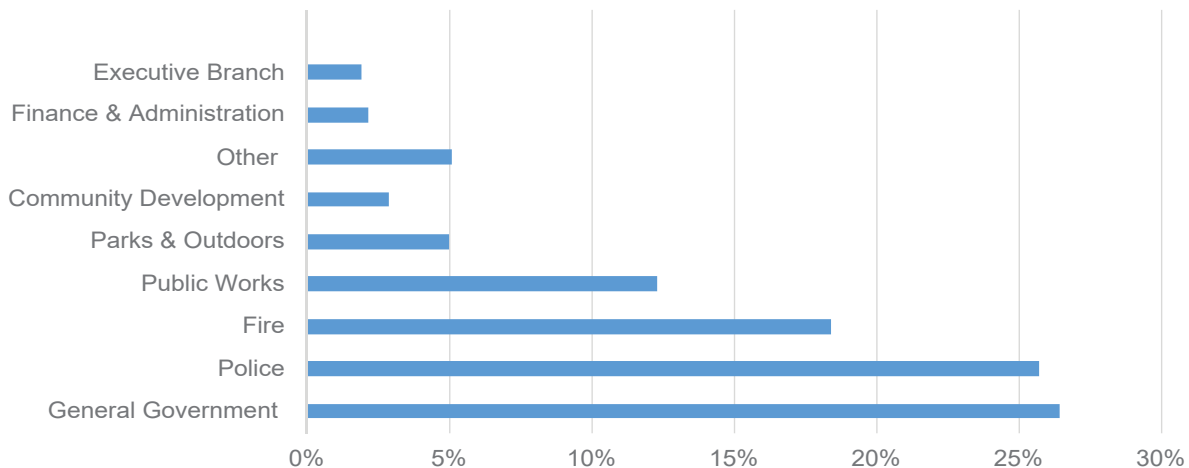
- Building a universal path to [Early Learning](#)
- Catalyzing [Economic Vitality](#) in the black community
- Ensuring [Affordable Housing](#) choices for all Chattanoogaans
- Improving local [Infrastructure & Public Transit](#)
- Building a Competitive [Regional Economy](#)
- Closing the gaps in [Public Health](#)
- Providing [Responsive and Effective](#) local government

The foundational goal, to Provide Responsive and Effective Local Government, is the enabling factor to make achieving the remaining six goals possible.

Read the full plan at cha.city/onechattanooga
[One Chattanooga Plan](#)

Priority Based Budgeting has been highlighted by the Government Finance Officers Association (GFOA), of which the City of Chattanooga is a proud member. This type of budgetary process allows the City to meet the challenges of flat revenues and upward cost pressures. Resources are allocated according to how effectively a service achieves the prioritized goals and objectives of the community.

General Fund Allocations of \$339,000,000



Other includes: Human Resources, Innovation Delivery & Performance, Economic Development, Early Learning, City Planning and Equity & Community Engagement.

Message from the Mayor

Since the first day of my Administration, I've been focused on one thing: helping Chattanooga live up to its potential and become the best city in America to call home. Our city should be a place where every person and family has access to opportunity, where the things that bring us together get more attention than those that pull us apart, and where the bond of community makes every resident proud to be a Chattanooga. It's why I ran for mayor — to build a stronger, safer, and more unified community, as One Chattanooga.

Last year we formulated a bold, actionable budget to begin making ONE Chattanooga a reality. We made significant progress on our city's toughest issues, from homelessness to public safety. This year we are continuing to fund that work — with a sharpened focus on the things that matter most to Chattanoogaans.

In the year ahead, we will continue to create safer, healthier, and more connected neighborhoods across the city. Through federal funding, we will create and preserve more than 400 new units of affordable housing over the next year, and we'll develop a world-class team under our Chief Housing Officer. We'll also keep an emphasis on public safety by modernizing our fire department and building upon our citywide gun violence prevention plan.

This year's budget also includes significant investments in our local infrastructure, from roads to bridges to parks. We will continue to improve road conditions with another \$10 million per year for paving, and we're allocating more than \$2 million for park creation and revitalization, including major improvements to the Chattanooga Skate Park. And of course, we'll keep filling potholes across the city!

Finally, this budget reinforces my commitment to reform city government — so that every dollar of taxpayer money is being used where it will make the most impact and best meet the needs of Chattanoogaans. We're implementing a city-wide cost-savings incentive program and investing in things that will improve essential city services, like more refuse trucks and new driver positions.

The bottom line is that Chattanoogaans deserve to have their tax dollars put to work for the things that matter most to them — from roads, to public safety, to affordable housing. And that's exactly what this budget does, in the most effective and efficient way possible.



Mayor Tim Kelly

City of Chattanooga

Budget Process and Timeline

The fiscal year 2024 budget was prepared using a priority-based budgeting approach designed to comprehensively prioritize service delivery and transparency throughout the process.

The following principles framed the preparation of this budget:

- Spend within our means
- Prioritize service delivery to our citizens
- Do the important things well
- Evaluate past patterns of spending
- Be transparent with the community
- Remain cognizant of the ONE CHATTANOOGA strategic plan

BUDGET TIMELINE	
Strategic Planning	January 2023
Internal Budget Preparation	February through April 2023
Community Education Sessions	April 2023
Budget Presentation to City Council	May 2, 2023
Budget Education Sessions	May 9 through June 6, 2023*
Budget Public Hearing	June 6, 2023
Budget Ordinance - First Reading	June 13, 2023
Budget Ordinance - Second Reading	June 20, 2023

*No Meeting May 30 2023

Strategic Plan

In the Fall of 2021, Mayor Kelly released his ONE CHATTANOOGA strategic plan, providing a broad vision that guides the work of all departments throughout City government. The plan is not meant to be a finished product and is in constant review. We are confident this bold vision is achievable; together, we can make this vision a reality and make Chattanooga the best city in America!

The ONE CHATTANOOGA strategy consists of 7 goals and 40 priorities that comprise the strategy to realize our vision of a city where opportunity exists for all and where prosperity is plentiful. Each goal represents an aspiration for the city and offers initiatives and pathways for residents and local leaders, as well as a model for our peers across the nation.

Build a path to universal early learning

1. Expand access to early learning for all families
2. Integrate our early learning programs from prenatal care to kindergarten
3. Train the next generation of excellent early learning professionals
4. Partner with Hamilton County Schools to provide high-quality learning opportunities and services for families
5. Make Chattanooga an investment-ready early learning model for the nation

Catalyze economic vitality in the Black community

6. Increase pathways to entrepreneurship and access to capital for all
7. Create robust and accessible workforce development pathways
8. Commit to meaningful and constructive recidivism reduction
9. Ensure city purchasing and procurement practices meet equity goals
10. Advance arts, culture, and the creative economy across Chattanooga
11. Invest in historically under served neighborhoods
12. Engage and involve the whole community in city planning and investment

Strategic Plan (continued)

Ensure accessible housing choices for all Chattanoogaans

13. Expand affordable housing inventory across the city
14. Diversify the range of capital options available for affordable housing development
15. Expand supportive housing resources to end chronic homelessness
16. Support both tenants and housing providers with housing security and eviction prevention resources
17. Preserve land for affordable housing in transitioning neighborhoods

Improve local infrastructure

18. Ensure timely, equitable, and responsive repairs to potholes and road failure
19. Develop a strategic capital plan that includes long-term maintenance
20. Modernize and invest in our public transit system
21. Design Chattanooga for sustainable and inclusive growth
22. Expand and connect our local parks, trails, and greenways system
23. Invest in sustainable and resilient infrastructure

Build a competitive regional economy

24. Attract higher-paying jobs with targeted economic recruiting
25. Grow household income for all Chattanoogaans through workforce development and skills-training
26. Ensure essential City workers are paid a living wage
27. Lead in the emerging green economy
28. Foster a welcoming, inclusive, and prosperous city for New Americans
29. Refine Chattanooga's competitive advantages and traded clusters vs. rival cities
30. Close the gaps in public health

Address racial and economic disparities in public health outcomes

31. Prevent violence in our community by addressing root causes
32. Support youth development with intentional support and opportunities
33. Destigmatize mental and emotional health, leading with City policies
34. Ensure all Chattanoogaans have access to fresh, healthy, and affordable food
35. Leverage and improve outdoor spaces to advance public health
36. Provide responsive and effective local government

Strategic Plan (continued)

Streamline our city processes and prioritize innovative approaches to city services

37. Increase opportunities for residents to engage local government
38. Implement policies and practices that ensure transparency and accountability
39. Invest in technology, platforms, and practices that allow Chattanooga to lead with citizen involvement and engagement
40. Advocate for local control over local issues and policies at the state and national level

The City's Data Informed and Performance Management Program

The City of Chattanooga is a values driven and data informed government. Our data informed work is both broad and robust. While there is still much to do, we have been working diligently to incorporate data into our decision making and to better inform our work. For our efforts we have been recognized as a leader in data informed governance and received a Gold What Works Cities (WWC) Certification in 2022. The What Works Cities Certification sets the standard of excellence in city governance by evaluating how well cities are managed and whether they have the right people, practices and policies in place to put data and evidence at the center of decision-making.



**Chattanooga,
Tennessee,
Georgia, USA**



SEE THE PROGRESS

The City's data and performance program is housed within the Department of Innovation, Delivery and Performance and more specifically, within the Office of Performance Management and Open Data (OPMOD). The city's data program has both an outward facing and internally facing element to it. For external elements, the main goal is transparency and empowerment through the use of data. The city maintains an open data portal at <https://www.chattadata.org/> where citizens can view city data, review city's progress on performance goals and use data apps to do things like explore the city budget or get alerts about police incidents within their neighborhood. The Office of Performance Management and Open Data regularly engage with neighborhood and community leaders to understand their needs and how we can use the open data platform to better inform and empower them.

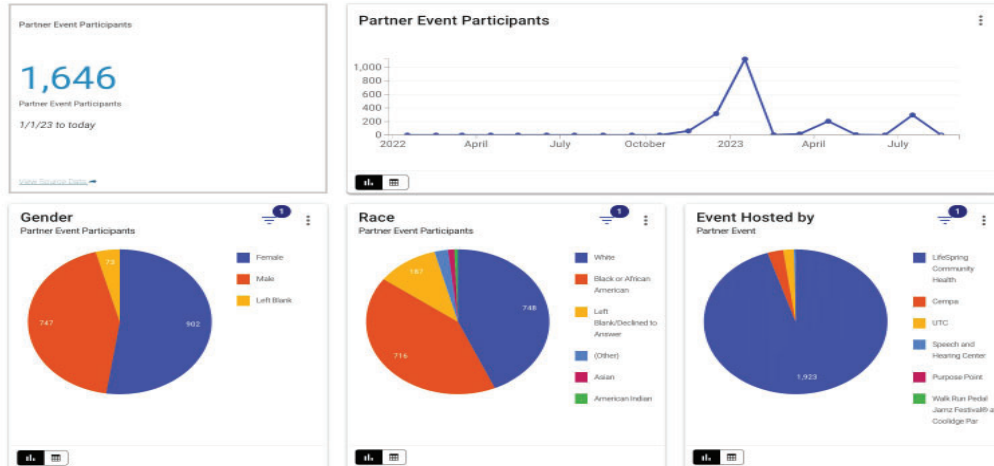
For the internal element, efficient and effective government is the main goal, as is laid out in Goal 7 of the One Chattanooga Strategic Plan. In order to achieve this goal we work hard to make data easily accessible throughout the city's internal data platform, <https://chattadata.org/>. The Office of Performance Management and Open Data maintains nightly data workflows that pull all the city's data into this easy to use platform. On the internal data platform, departments have their key operational data at their fingertips. By using dashboards, performance measures and visuals (see example dashboard on next page) city employees can use data to see how things are going and understand when issues or problems arise. OPMOD further supports the city's data informed efforts by establishing a citywide data strategy, setting city data standards, maintaining the city's data governance system and growing the city's data community of practice.

Departmental performance is tracked weekly in the Mayor's cabinet meeting. During this meeting departmental leaders review and discuss their performance measures, why they are underperforming and how they might turn things around. These measures are tied to departments One Year Plans which are further linked to the city's strategic One Chattanooga Plan. In addition to these meetings, data and measures are regularly used and discussed between the Mayor and Department heads during their one on one meetings.

Office of Community Health

The Office of Community Health is responsible for advancing health equity in our community, reducing the racial disparities of health, economic, and community development, building lasting health-focused partnerships in our region, and increasing health literacy through community engagement.

Partner Events



Chatta Data Dashboard Example

The city is constantly working to improve its data program so that it might better serve Chattanooga. As such, it is a rapidly changing and evolving program. This means that performance measures may shift from year to year as Mayoral and departmental priorities change. What doesn't change is our commitment to use data to inform our decisions and empower Chattanooga.

Budget Highlights

This budget is laser focused on implementing the bold, actionable strategy set in place by Mayor Kelly's One Chattanooga and doing so in a sustainable manner.

Early Learning

While most of our early learning budget is grant funded and not included in the General Fund, this budget once again includes supplemental funds for Head Start salaries to ensure our youngest constituents have excellent teachers to provide them a solid foundation. This budget supports a new Community Forward School Coordinator to provide wrap-around services to focus on English as a Second Language students to position them for academic success.

Economic Development

The FY24 budget supports the Economic Development Department in navigating the city's economic development efforts. This includes expanding routes to the Chattanooga Metropolitan Airport; it also provides for apprenticeship programs and workforce development.

Affordable Housing

Last year we allocated an unprecedented \$33 million investment to seed a \$100 million affordable housing initiative designed to preserve or create thousands of units of affordable housing over five years. This budget provides a Director of Housing Finance and a Director of Housing Policy, along with an Executive Assistant, to build out the affordable housing team.

We are working with nationally renowned consultants to determine housing needs across the city and to develop a policy toolbox that incentivizes developers and landlords to build and rent affordable units in the neighborhoods that need it most.

A portion of the housing team works to effectively utilize federal funds. We are deploying \$3 million in federal funds to create or preserve over 400 additional units of affordable housing over the next year.

Budget Highlights (continued)

For fiscal year 2024, the Office of Homeless and Supportive Housing is moving under the umbrella of affordable housing. This office has seen remarkable success with a reduction of nearly 40 percent in the number of unsheltered people experiencing homelessness in Hamilton County during the last calendar year. They will continue to strengthen partnerships with the AIM Center and oversee the conversion of the Airport Inn to assist the chronically homeless to rebuild their lives. Additionally, they will work with the Chattanooga Regional Homeless Coalition to sharpen efforts to rapidly rehouse veterans and households with children experiencing homelessness.

Roads and Critical Infrastructure

This budget includes \$187 million for roads and critical infrastructure.

Of that, \$10 million is included for repaving roads as part of a commitment to invest at least \$40 million over four years for repaving roads throughout the city to reverse years of lagging Pavement Condition Index (PCI) scores. While we have paved 60 lane miles and filled over 40,000 potholes, there is more work to be done.

In addition to repaving roads, this budget includes:

- \$19.9 million for bridges (includes \$13.3 million federal funding)
- \$2 million for traffic signal synchronization and optimization
- \$2.1 million for road projects and sidewalks

This budget also includes significant investment for our environmental infrastructure, including nearly \$142 million for wastewater projects and \$11 million for stormwater projects.

Community Health

Mayor Kelly launched the Office of Community Health. Community health is a broad and vital measure that encompasses physical health, mental health, safety and security, and social connectivity.

Budget Highlights (continued)

Office of Community Health

The office has shifted resources from the pandemic to address racial and socioeconomic disparities in public health outcomes and the prevention of violence in our community. This budget includes resources for the Office of Community Health to partner with the Chattanooga Police Department to continue a city-wide gun violence prevention program.

Community Centers

A key component of community health are our community centers. The restructured Department of Community Development will focus solely on community centers and the services provided by the Office of Family Empowerment. There will be a renewed focus on health screenings in the centers and programming for all ages.

Outdoor Spaces

Another vital component of health is access to outdoor spaces. The Department of Parks & Outdoors is focusing on neglected maintenance in our neighborhood parks while they are finalizing a master parks and outdoor plan in partnership with the Trust for Public Land. The capital budget includes \$1.3 million for Provence Park and restore the city's eligibility for national funding opportunities. It also includes \$1.0 million to begin revitalization of the skatepark and over \$700,000 for community green spaces and neighborhood park improvements.

Safety

Both the police department and the fire department serve our citizens in their most challenging times. This budget continues to support victims through the Family Justice Center and enhances technology resources to support crime prevention. It also includes nine new firefighters and five new fire trucks to help maintain the city's ISO rating.

Budget Highlights (continued)

Effective and Responsive Government

This budget includes multiple investments to streamline city processes. It includes shifting of some services between departments to better align service delivery and addressing the need for a civilian step plan.

Investing in Frontline Workers

In the last two years we have invested in our people — the backbone of this service organization. In FY22 we invested more than \$30 million to implement a new compensation plan for first responders and essential workers, helping us get the City back to par with benchmark cities. In FY23 we included a 3% cost of living adjustment for all full-time and part-time employees including sworn employees, the first time in eight years. We also developed a separate pay plan to recognize the critical 24/7 support of the employees at the Moccasin Bend Environmental Campus.

This year we intentionally engaged the city-wide workforce to gain an understanding of their perception of the City of Chattanooga as an employer of choice. We consistently heard that it is demoralizing to provide no movement from the minimum of the pay plan and to reward high performers the same as all employees. As a result, this budget includes a new step pay plan for non-sworn, non-wastewater employees with an emphasis on our hourly, frontline employees.

For the initial year, hourly employees will receive credit for years of service then two step increases. Salaried employees will be placed in the plan and receive a 2% cost of living increase consisting of two steps. This budget also provides supplemental funds for Head Start in order to fully implement the \$15.76 minimum wage. In future years, we will layer performance into the determination of individual employee step movement. Sworn employees and wastewater employees will receive their planned step increases.

Budget Highlights (continued)

Improved Service Delivery

This budget provides investment in strategic new positions, equipment and technology. New positions that improve service delivery include four new drivers for garbage pickup, two new short-term vacation rental inspectors and an administrative hearing officer. The capital budget includes seven new refuse trucks as well. Key technology enhancements include improved user experience with the 311 app, new routing software to improve garbage and recycling routes, and an overhaul of the city's website.

Staffing Optimization

Reforming local government to better serve Chattanooga means streamlining process and eliminating redundancies. These difficult decisions must reach into how the organization is staffed. Each department evaluated personnel to determine positions that had become redundant. As a result, there is a net reduction of 29 positions.

General Fund Overview

The City's Undesignated General Fund accounts for all resources related to the city government's general operations not accounted for elsewhere.

The total appropriation for FY24 budget is \$339 million which is an increase of \$1.7 million or 0.50% above FY23. This includes a \$10 million use of reserves for capital.

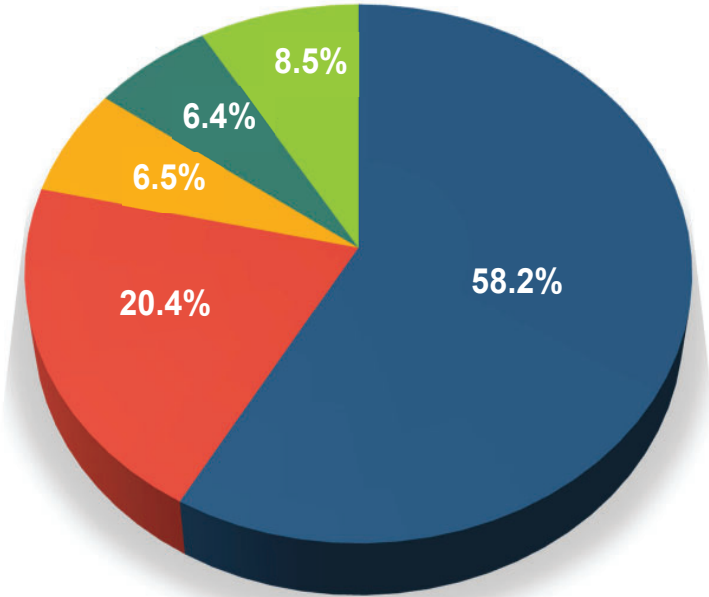
Salaries and fringes increased \$6.6 million or 3.36%. Operations expenditures increased \$4.8 million or 5.50% and Transfers out for Capital decreased \$10.3 million or - 50.7%.

General Fund Revenues Summary

Revenues needed to operate City government are generated primarily through property taxes, state and local sales taxes, and other local taxes. This budget was prepared using a property tax rate of \$2.25 per \$100 of assessed value, which represents the current rate with no tax increase.

General Funds Revenue (by Source)	Dollars	Percent
Property Taxes	\$191,573,790	58%
Local Sales Tax	\$67,036,000	20%
Other Local Taxes	\$21,399,700	7%
State Sales Taxes	\$21,020,000	6%
Other Revenues	\$27,970,510	9%
Total	\$329,000,000	100%

Revenues by Source



■ Property Tax ■ Local Sales Tax ■ Other Local Taxes ■ State Sales Tax ■ Other Revenues

General Fund Balances (as of June 30, 2023)

One measure of a city’s fiscal health is the level of its fund balance. At June 30, 2023, General Fund unaudited total fund balance and unassigned fund balance of \$153.1 million and \$133.7 million respectively are 41.4% and 36.2% of total revenues and transfers in.

The City strives to maintain an undesignated general fund balance of 20% of operating revenues and transfers in. The City periodically uses fund balance to fund pay-go capital projects instead of adding new debt.

General Fund Expenditures Summary

The revenues are used to provide essential services to the citizens of Chattanooga, as detailed below.

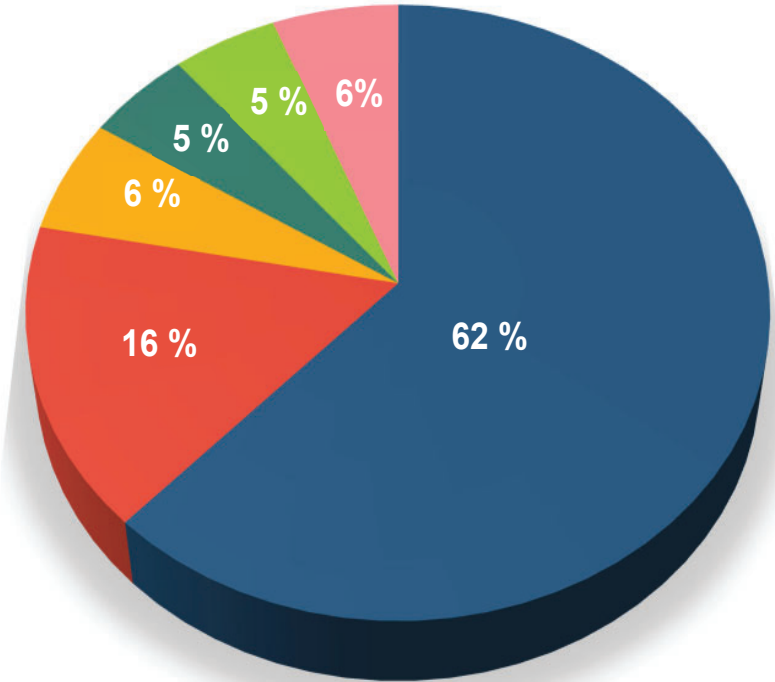
Department	Dollars	Percent
Police	\$87,173,664	26%
Fire	\$62,445,934	18%
Public Works	\$41,678,949	12%
Debt Service	\$19,975,654	6%
General Government*	\$25,282,840	7%
Technology Services	\$19,432,147	6%
Parks & Outdoors	\$16,949,697	5%
Quasi-Agencies	\$13,007,164	4%
Community Development	\$9,671,304	3%
Finance & Administration	\$7,432,826	2%
Executive Branch	\$6,495,249	2%
CARTA	\$5,800,000	2%
Other Departments	\$23,654,572	7%
Total Expenditures	\$339,000,000	100%

*PLANNED USE OF RESERVES \$10,000,000

General Fund Expenditures Summary

(continued)

Expenditures by Type



- Salaries & Benefits
- Services
- Debt Service
- Vehicle Operating
- Library, CARTA, RPA
- Other

Revenues	Budget	Budget		%
<i>Fiscal Year Budget</i>	2024	2023	inc(dec)	change
Taxes	240,341,490	237,693,400	2,648,090	1.11%
Licenses & Permits	6,543,450	5,685,350	858,100	15.09%
Intergovernmental	122,175,994	115,037,986	7,138,008	6.20%
Charges for services	155,401,034	144,233,088	11,167,946	7.74%
Fines, forfeitures and penalties	2,277,100	2,747,940	(470,840)	-17.13%
Interest Earnings	3,665,600	1,411,200	2,254,400	159.75%
Miscellaneous	59,904,535	54,948,862	4,955,673	9.02%
Total Revenues	\$ 590,309,203	\$ 561,757,826	28,551,377	5.08%
Other Financing Sources				
Transfers in	87,685,627	115,220,119	(27,534,492)	-23.90%
Fund Balance	41,466,246	50,851,067	(9,384,821)	-18.46%
Bond Proceeds	86,700,000	77,000,000	9,700,000	12.60%
Total Other Financing Sources	\$ 215,851,873	\$ 243,071,186	(27,219,313)	-11.20%
Total Revenues & Other Sources	\$ 806,161,076	\$ 804,829,012	1,332,064	0.17%

Appropriations	Budget	Budget		%
<i>Fiscal Year Budget</i>	2024	2023	inc(dec)	Change
General Fund (undesignated)	295,349,915	283,933,445	11,416,470	4.02%
Special Revenue Funds	37,676,285	39,332,510	(1,656,225)	-4.21%
Debt Service Fund	24,377,995	24,196,362	181,633	0.75%
Capital Project Funds	65,213,270	106,835,000	(41,621,730)	-38.96%
Enterprise Funds	230,087,263	211,651,848	18,435,415	8.71%
Internal Service	80,079,267	74,014,942	6,064,325	8.19%
Total Expenditures	\$ 732,783,995	\$ 739,964,107	(7,180,112)	-0.97%
Other Financing Uses				
Transfers Out	73,377,081	64,864,905	8,512,176	13.12%
Total Other Financing Uses	\$ 73,377,081	\$ 64,864,905	8,512,176	13.12%
Total Expenditures & Other Uses	\$ 806,161,076	\$ 804,829,012	1,332,064	0.17%

Special Revenue Funds

The City's Special Revenue Funds are set by City resolution to account for funds that are restricted as to use. Special Revenue Funds itemized in the budget ordinance include State Street Aid, Social Services, Community Development, and Hotel/Motel Tax. Funding for all other designated funds are authorized by ordinance and restricted as to use. The 2024 budget for the Special Revenue Funds totals \$40.3 million. The Economic Development Fund accounts for \$0.25 of the City's share of the local option sales tax. These funds are earmarked to pay long term lease rental payments to fund the debt service for revenue bonds issued by the Chattanooga Downtown Redevelopment Corporation and other economic development initiatives. The Community Development Fund is used to account for Community Development Block Grants and other projects funded by the Federal Housing and Urban Development Programs.

Municipal Golf Course

Accounts for revenues and expenditures associated with operation of municipal golf courses.

Economic Development

Accounts for revenues and expenditures associated with economic development in Downtown Chattanooga and Enterprise South. These projects are funded by an additional 0.5% local option sales tax approved in a 2004 ballot initiative.

Community Development

Annual funding is allocated by the U.S. Department of Housing and Urban Development. Amounts awarded fluctuate each year. FY24 budget is more conservative than previous years, taking into account historical actuals.

Social Services Fund

Social Services receives Federal, State, and City appropriations as well as some program fees. Budgeted revenues have remained relatively stable with a five-year average of \$17,718,940.

State Street Aid

Accounts for revenues and expenditures associated with the City's share of state gasoline taxes. State law requires that gasoline taxes be used to maintain streets.

Hotel/Motel Tax

Accounts for revenues and expenditures associated with the City's hotel/motel privilege tax. The City ordinance requires that hotel/motel taxes be used for the promotion of tourism and tourism development throughout the city.

Federal Asset Forfeiture Fund

Revenues come mainly from Federal Funds. FY24 budgeted revenues total \$20,000, remaining unchanged from the previous year.

Narcotics

Accounts for drug fines and grants received and usage of these monies for drug education and investigations.

Automated Traffic Enforcement Fund

Revenues comes primarily from automated traffic and speeding fines. Revenues for FY24 are estimated at \$1,743,600 a slight decrease from FY23.

Debt Service

The City is authorized to finance capital improvements through various financing instruments, including but not limited to general obligation bonds, revenue bonds, loan agreements, and capital leases. The City Council may authorize tax-supported bonds by a simple majority vote, with notification of the action published in local newspapers. Unless 10 percent of the qualified voters protest the issuance by petition within 20 days of notification, the bonds may be issued as proposed. Both principal and interest on general obligation bonds are payable from ad valorem taxes, which may be levied by the City Council subject to a legal debt limit of 10 percent of the assessed property valuation. Revenue bonds may be issued for various enterprise operations.

The City anticipates issuing \$45 million of GO bonds to fund the FY23 and FY24 Capital Budget and \$71.7 million state revolving loans / WIFIA Loans, which are self-supporting debt paid through Wastewater revenues.

Special Revenue Funds Summary

Special Revenue Funds	Revenues	Expenditures
Municipal Golf Course	\$2,298,629	\$2,298,629
Economic Development	\$18,411,000	\$18,411,000
Community Development	\$96,050	\$96,050
Social Services	\$745,000	\$745,000
State Street Aid	\$6,646,526	\$7,646,526
Hotel/Motel Tax	\$8,962,200	\$8,962,200
Federal Asset Forfeiture	\$20,000	\$20,000
Narcotics	\$100,000	\$200,000
Automated Traffic Enforcement	\$1,743,600	\$1,975,230
Total	\$39,023,005	\$40,354,635

The difference between revenues and expenditures represents the amount of planned use of reserves throughout the various funds.

Enterprise Funds

The City maintains four enterprise operations as part of the primary government. These funds are used to account for financed and operated entities like a private businesses. User fees are charged to produce revenues sufficient to provide for debt service, operating expenses, and adequate working capital. Combined Enterprise Funds' unaudited net position on June 30, 2023 was \$720.5 million.

Wastewater (Interceptor Sewer System)

Accounts for sanitary sewer services provided to the residents of the City and portions of Northwest Georgia. The fund's revenues are derived primarily from user fees and investment earnings. The strong growth in the City and increased federal mandates have necessitated the ongoing expansion of the Interceptor Sewer System. Their total assets account for almost 79% of total Enterprise Fund assets, excluding the Electric Power Board; the unaudited net position on June 30, 2023, was \$537 million. The total approved budget for FY2024, including Debt Service and Capital, is \$213,349,169 of which \$71,752,668 is for operations.

Solid Waste

This fund was established by state mandate to account for the operations of the City's landfill. The FY 2024 budget, including capital, is \$4,979,000 Landfill fees are charged to commercial customers for the use of the landfill, while the General Fund funds the City landfill needs. On June 30, 2023, the fund had an unaudited net position of \$16.7 million.

Stormwater Management

Accounts for the operations of the City's stormwater management program as mandated by the Environmental Protection Agency and the state. Since its inception in 1994, the investment in property, plant, and equipment has grown to an unaudited net position of \$139.2 million in the year ending June 30, 2023. The 2024 budget, including the capital, is \$36,913,281

Tennessee Valley Regional Communications System (TVRCS)

Accounts for the operations, management, and maintenance of the regional communications system. The TVRCS is a jointly funded Interoperable Public Safety communication system made up of partners from the City of Chattanooga, fourteen (14) counties in Tennessee and Georgia. The FY 2024 budget is \$1,894,459 and the unaudited net position on June 30, 2023, is \$7.5 million.

Enterprise Funds Summary

Enterprise Funds	Revenues	Expenditures
Wastewater	\$186,547,815	\$213,349,169
Solid Waste	\$4,979,000	\$4,979,000
Stormwater	\$32,450,000	\$36,913,281
TN Valley Regional Communications	\$1,894,459	\$1,894,459
Total	\$225,871,274	\$257,135,909

The difference between revenues and expenditures represents the amount of planned use of reserves throughout the various funds.

Internal Service Funds

The City maintains three Internal Service Funds - Municipal Fleet Services Fund, Liability Insurance Fund, and Health & Wellness Fund. Internal Service Funds provide goods or services for a fee to other governmental units, departments, and agencies.

Municipal Fleet Services

Revenues to operate, maintain, and finance the Fleet Services are derived primarily from sales of fuel, parts, labor, and leased vehicles to City Departments and other municipalities and agencies. The FY 2024 budget is \$25,241,117 which the largest percentage of the budget in use is for Garage Operations and the continuance of the Fleet Leasing program.

Liability Insurance

This fund was established to fund and pay for all judgments and costs or liability claims against the City. The 2024 General Fund premium to the Liability Insurance Fund is \$3,000,000.

Health & Wellness

Revenues are generated from health insurance premiums charged to employees, retirees, departments, agencies, and from charges to departments and agencies for the onsite medical clinics and wellness initiatives. The FY 2024 Budget is \$51,638,150. The City of Chattanooga is self-insured for judgments and claims, including health care.

Fiduciary Funds

General Pension Plan

The City provides a pension plan for permanent general city employees. All permanent employees hired after February 1, 1979, must join the Plan as a condition of employment. Employee contributions are 2% of total earnings. The City Finance Officer is authorized to match all participants' salaries in the General Pension Plan at an actuarially computed contribution rate of 20.94% with no increase or decrease for FY2024.

Fire and Police Pension Fund

The City Finance Officer is authorized to fund based on the total salaries of all active employees participating in the Fire & Police Pension Fund with a contribution from the General Fund. The annual required contribution rate for FY2024 is 50.33% or a 0.95% decrease.

OPEB Trust

The City maintains a post-employment health care plan for retirees and their dependents. Substantially all of the City's employees may become eligible for benefits should they reach average retirement age and specific services requirements. Retirees and beneficiaries are required to contribute specified amounts depending upon particular criteria and retirement dates. Employees who retired before 2002 contribute an amount equal to the amount paid by active employees. Suppose they retire after 2002 with 25 years of service or a job-related disability. In that case, retiree contributes an amount equal to 1.5 times that of active employees: if less than 25 years of service or non-job related disability, retiree contributes an amount increased on a pro-rata year's basis. The City pays the remainder of the costs. As a cost reduction measure, effective July 1, 2010, the City Council discontinued retiree medical coverage past Medicare eligibility for all new employees and employees not already eligible for retirement. This provision does not apply to sworn personnel for which the City does not contribute to the Federal Medicare Insurance Trust Fund.

Capital Budget Summary

Capital Project Funds

These funds are used to account for the financial resources for acquiring or constructing major capital projects. The approved Capital Budget for the 2024 fiscal year is \$218,472,822 of which \$65,213,270 will be applied to General Government projects, \$142,217,052 to Wastewater infrastructure, and \$11,042,500 to Stormwater improvements.

Capital Budget Fund	Dollars
General Government	\$65,213,270
Wastewater Infrastructure	\$142,217,052
Stormwater	\$11,042,500
Total	\$218,472,822

This is a \$15.5 million or 7.66% increase over last year’s approved budget of \$202,937,591. The approved General Government capital budget includes \$950,000 for Police, \$8.3 million for Fire, \$300,000 for Economic Development, \$3.415 million for Parks and Outdoors, \$47 million in Public Works and Transportation projects, and \$4.672 million in Other General Government.

Capital Budget Summary (continued)

The fiscal year 2024 capital budget totals \$218,472,822 as detailed below.

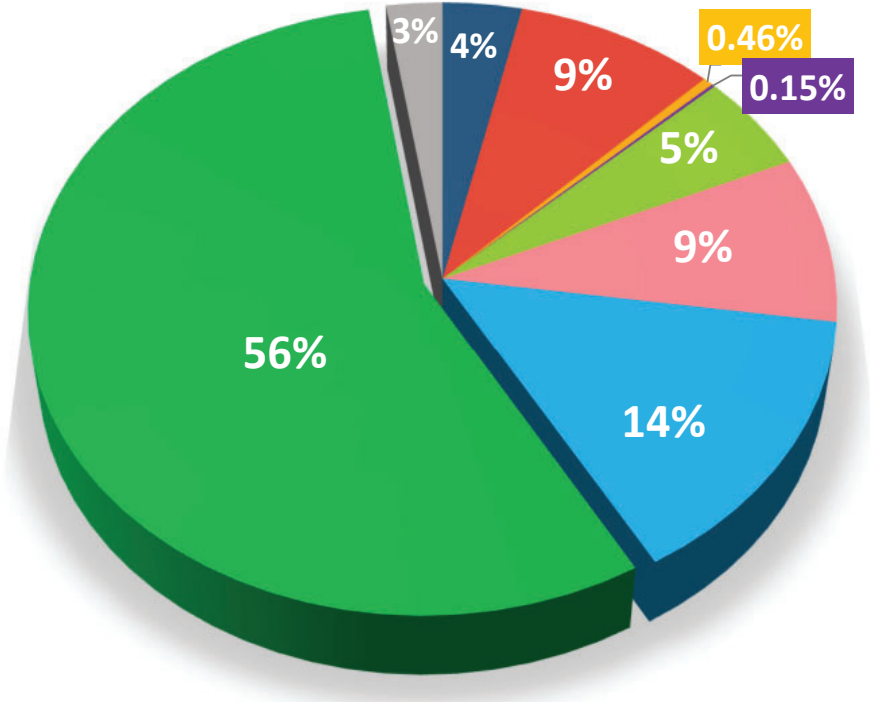
The general government portion of the capital budget has been organized into the following functional areas to provide greater transparency around how funds are invested:

Better Government, Economic Development, Education, Fleet, Neighborhoods, Outdoors, Public Safety, Roads and Bridges, Transit.

Functional Area (General Government)	# of Projects	Dollars
Better Government	8	\$5,947,000
Economic Development	1	\$300,000
Education	1	\$100,000
Fleet	2	\$5,775,000
Neighborhoods	7	\$2,300,000
Outdoors	6	\$3,415,000
Public Safety	8	\$9,411,000
Roads and Bridges	9	\$36,330,440
Transit	1	\$1,634,830
Total	43	\$65,213,270

Capital Budget Summary (continued)

Investment of Capital Funds



- Neighborhoods
- Better Government
- Economic Development
- Education
- Outdoors
- Fleet
- Public Safety
- Roads and Bridges
- Transit

Trend Information

City management and the Pension Boards closely observe the future costs of both benefit improvements and changes in employees' retirement trends. Recommendations of actuaries are carefully considered, and appropriate measures are taken to ensure that the pension plans are actuarially sound.

Personnel Highlights

The fiscal year budget provides for 2,616 positions within the City (plus grant funded positions) for a total of 2,892. See the Personnel Administration tab in the Human Resource Administration section of this document for more detailed information.

Financial Assessment

Chattanooga continues to enjoy a position of fiscal strength and our outlook is improving. Through strong fiscal management, Chattanooga has created an environment that fosters economic growth which has lessened the impact of the recent economic downturn on its citizens as compared to other entities on a global scale.

Financial Reserves of Other Operating Funds

In other operating funds, the City strives to maintain a strong fund balance position to provide sufficient reserves for emergencies and revenue shortfalls.

Bond Ratings

The City has a "AAA" rating from Standard & Poor's and Fitch Investor's Service. Both agencies cite sound financial management, fund balance reserves, the debt retirement policy and a history of pay-as-you-go capital financing as justification for the favorable rating.

Per Capita Budget

The chart below represents per capita expenditures by department over the past four years.

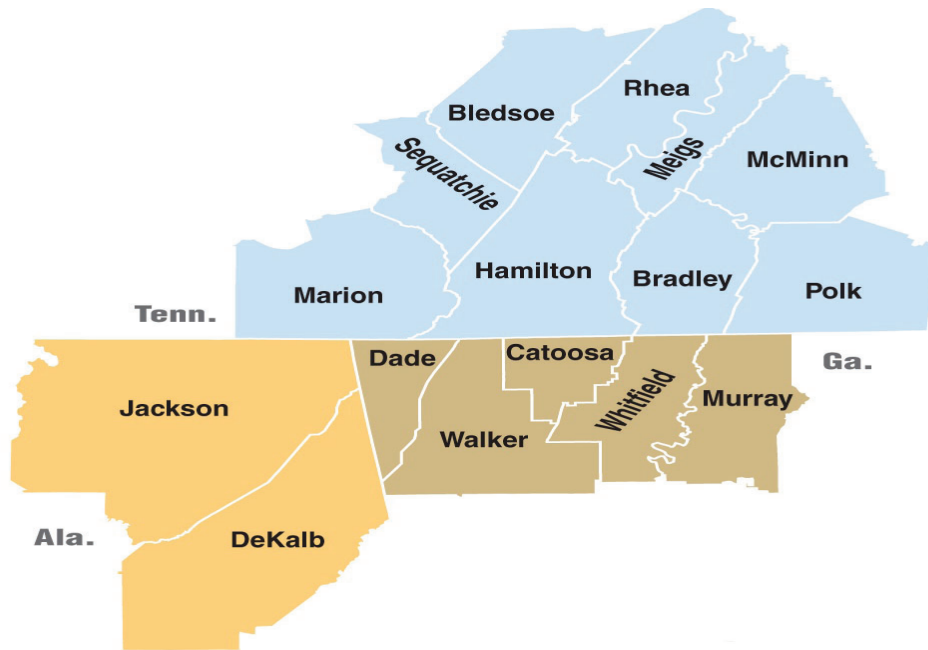
Program	Actual 2021	Actual 2022	Budget 2023	Budget 2024	FY24 vs FY23 Budget	% Change
Population	182,799	184,561	185,442	184,086	(1,356)	-0.73%
General Government	263.17	339.23	615.17	355.06	(260.11)	(0.42)
Executive Branch	11.26	24.68	33.36	35.28	1.92	0.06
Finance & Administration	33.67	35.01	40.50	40.38	(0.13)	(0.00)
Human Resources	15.60	15.71	19.30	19.37	0.07	0.00
Community Development	55.63	61.60	69.21	53.23	(15.98)	(0.23)
Police	367.49	449.55	460.71	473.55	12.84	0.03
Fire	247.37	305.40	322.75	339.22	16.48	0.05
Public Works	176.90	224.72	202.53	226.55	24.01	0.12
Parks & Outdoors	-	67.35	76.44	92.07	15.63	0.20
Early Learning	-	4.27	9.93	17.17	7.25	0.73
City Planning	-	3.26	5.84	5.42	(0.43)	(0.07)
Equity & Community Engagement	-	1.92	7.60	8.86	1.26	0.17
Economic Development	-	3.74	11.26	30.58	19.32	1.72
Innovation Delivery & Performance	-	8.76	12.76	12.35	(0.41)	(0.03)
Youth & Family Development	56.15	-	-	-	-	-
Transportation	48.63	-	-	-	-	-
Debt Service	111.01	107.95	107.19	132.43	25.23	0.24
Total	1,386.90	1,653.16	1,994.58	1,841.53	(153.05)	2.55

Conclusion

I would like to thank Mayor Tim Kelly, City Council, City staff, and all Chattanoogaans for their participation and support in the development of the City’s fiscal year 2024 financial plan as we build ONE CHATTANOOGA, together.







About Chattanooga

Chattanooga, a Cherokee word for “Rock coming to a point” was incorporated under State of Tennessee Private Acts of 1839. Today the City serves as the County seat of Hamilton County, is commercially and industrially developed, and is the center of a sixteen-county Metropolitan Statistical Area (the “MSA”), which includes Hamilton County as well as the counties of Marion, Sequatchie, Bledsoe, Meigs, McMinn, Polk, Rhea and Bradley Tennessee, the counties of Catoosa, Dade, Walker, Whitfield and Murray Georgia and the counties of Jackson and Dekalb Alabama.

Located near the southeastern corner of the state on the Tennessee-Georgia border, the City encompasses an area of 145 square miles and an estimated population of 184,086. The City is centrally located concerning other major population centers of the southeast, within a 150-mile radius of Knoxville and Nashville, TN; Birmingham, AL; and Atlanta, GA. Over 11 million people live within a 2 to 2 ½ hour drive of Chattanooga.

- >Date of Organization: 1839
- >Form of Government: Mayor/Council

The Mayor, elected at-large, serves as the City’s Chief Executive Officer and oversees all City departments’ operations. The Mayor does not serve as a member of the Council. The City Council is composed of nine members, with each member being elected from one of the nine districts within the geographic boundaries of the City. The Mayor and Council are elected to four-year terms.

The City provides a full range of municipal services including, but not limited to, fire and police protection; sanitation services; construction and maintenance of highways, streets and infrastructure; community development; parks and outdoors; early learning; city planning; equity and community engagement; innovation, delivery and performance; a public library and general administrative services. It also operates a stormwater program and a regional wastewater facility system serving southeast Tennessee and northwest Georgia.

The City is empowered to levy a property tax on both real and personal property located within its boundaries. It also has the authority to annex territory per Tennessee Code 6-51 (2021) and in accordance with any Tennessee Growth Policy or Plan that designates urban growth boundaries, planned growth areas, and rural areas. The Urban Growth Plan agreed to between the City and Hamilton County, which occurred between 2009-2013, added 4 square miles and over \$313 million of appraised property value.

The City employs approximately 2,892 ordinance authorized positions. The City’s Electric Power Board has approximately 691 active full-time employees. From 2000 thru 2010, the population for Chattanooga increased by 10.2 percent. Between 2000 and 2022, the community has risen from 155,554 to an estimated 184,086.

Demographics

Population For City of Chattanooga, Hamilton County, Tennessee & United States

Census Year	City Area	City of Chattanooga	Hamilton County	State of TN	United States	Decennial % Change			
						City	County	State	US
1960	36.7	130,009	237,905	3,567,089	180,670,000	-0.8	14.2	8.4	18.5
1970	52.5	119,923	255,077	3,926,018	205,050,000	-7.8	7.2	10.1	13.5
1980	126.9	169,565	287,740	4,591,120	227,220,000	41.4	12.8	16.9	10.8
1990	126.9	152,466	285,536	4,877,855	249,620,000	-10.1	-0.8	6.2	9.9
2000	126.9	155,554	307,896	5,689,283	282,160,000	2.0	7.8	16.6	13.0
2010	144.0	171,349	336,463	6,346,105	309,340,000	10.2	9.3	11.5	9.6
2011	143.2	167,674	340,855	6,399,787	311,640,000	-2.1	1.3	0.8	0.7
2012	143.2	170,136	345,545	6,456,243	313,990,000	1.5	1.4	0.9	0.8
2013	143.2	171,279	348,673	6,495,978	316,230,000	0.7	0.9	0.6	0.7
2014	143.2	173,366	351,220	6,549,352	318,620,000	1.2	0.7	0.8	0.8
2015	143.2	173,366	354,098	6,600,299	321,040,000	0.0	0.8	0.8	0.8
2016	143.2	176,588	358,061	6,649,404	323,410,000	1.9	1.1	0.7	0.7
2017	143.2	177,571	361,613	6,715,984	325,720,000	0.6	1.0	1.0	0.7
2018	143.2	179,139	364,286	6,770,010	327,167,434	0.9	0.7	0.8	0.4
2019	143.2	180,557	367,804	6,829,174	328,239,523	0.8	1.0	0.9	0.3
2020	143.2	182,799	366,207	6,910,840	331,449,281	6.7	8.8	8.9	7.1
2021	143.2	184,561	369,135	6,975,218	331,893,745	10.1	8.3	9.0	6.5
2022	143.2	185,442	374,682	7,051,339	333,287,557	9.0	8.4	9.2	6.1

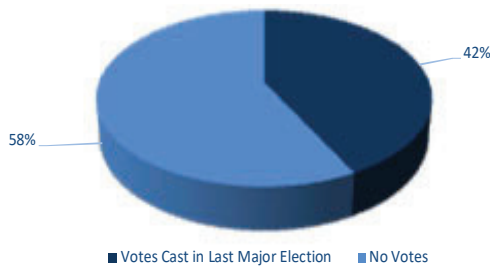
Source: US Census Bureau / www.data.census.gov

Building Permits Issued & Value

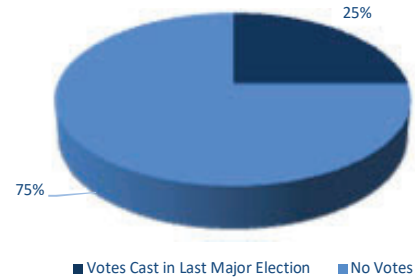
Year	Issued	Value
2009	1,848	\$466,268,463
2010	1,896	\$266,446,116
2011	2,105	\$392,043,677
2012	2,383	\$619,129,674
2013	1,938	\$428,388,807
2014	2,056	\$522,111,572
2015	2,196	\$650,213,959
2016	2,655	\$621,280,264
2017	2,780	\$674,712,821
2018	2,859	\$529,994,995
2019	2,481	\$453,208,529
2020	2,872	\$397,000,000
2021	2,850	\$934,975,845
2022	2,467	\$1,149,948,201

Source: Josh Calhoun - City of Chattanooga DRP
Calendar Year

Elections - [County-Wide]
Registered Voters - 239,686 (2022)*



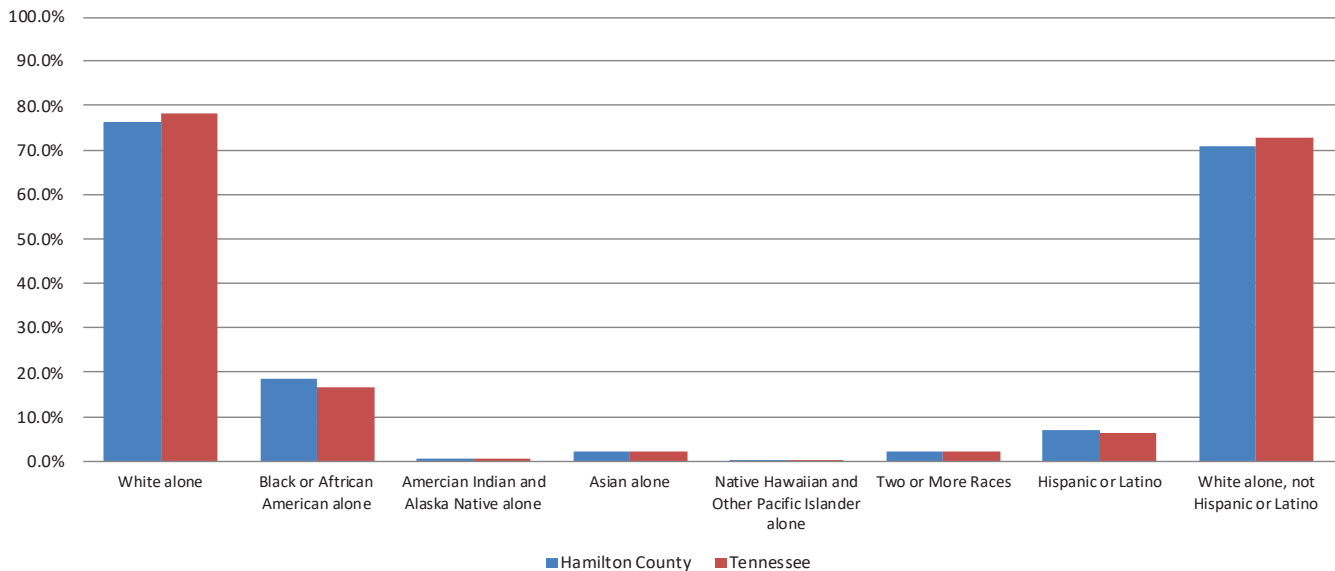
Elections - [City-Wide]
Registered Voters - 114,217 - (2021)



*No County Elections in 2021

Source: Hamilton County Election Commission

Racial Comparison (FY 2022)



Quality of Life

Cultural Activities & Facilities

Museums	13+
Performing Art	14+
Annual Events	13+
Area Attractions	40+

Attractions

- Chattanooga Choo Choo
- Coolidge Park
- Lookout Mountain Incline Railway
- The Passage
- Point Park / National Military Park
- Raccoon Mountain Crystal Caverns
- Rock City Gardens
- Ruby Falls
- Southern Belle (Riverboat)
- Tennessee Aquarium
- IMAX 3D Theater
- Chattanooga Zoo at Warner Park
- Bluff View Art District
- Reflection Riding
- Tennessee Valley Railroad Museum

Community Recreation & Facilities

- Parks (approx/4,000 total acres)
- Bike Lanes (Miles)
- White Water Rafting (area rivers)
- Golf Courses (9 Public / 8 Private)
- Mountain Climbing (Mountains)
- Country Clubs
- Community Centers
- Hotels and Motels
- Bed & Breakfasts
- Regional Malls
- Public Library (Branches)

Source: City of Chattanooga Parks & Outdoors

Source: City of Chattanooga Chamber of Commerce

Housing Costs

Year	Median Sales
2008	\$131,870
2009	\$122,600
2010	\$121,400
2011	\$121,400
2012	\$129,100
2013	\$132,300
2014	\$139,700
2015	\$154,700
2016	\$140,300
2017	\$141,300
2018	\$150,300
2019	\$171,384
2020	\$220,100
2021	\$299,000
2022	\$315,303

2023-2024 / 2022-2023 10th DAY ENROLLMENT COMPARISON

	2023-24		2022-23	
	Locations	Enrollment	Locations	Enrollment
High Schools	13	10,452	13	10,560
Middle-High	8	5,003	8	4,807
Middles Schools	15	7,204	15	7,500
Elementary-High	2	1,247	2	1,134
Elementary-Middle	1	784	1	800
Elementary Schools	41	20,162	41	20,188
School at Chattanooga State	1	135	1	132
TOTAL	81	44,987	81	45,121

Climate

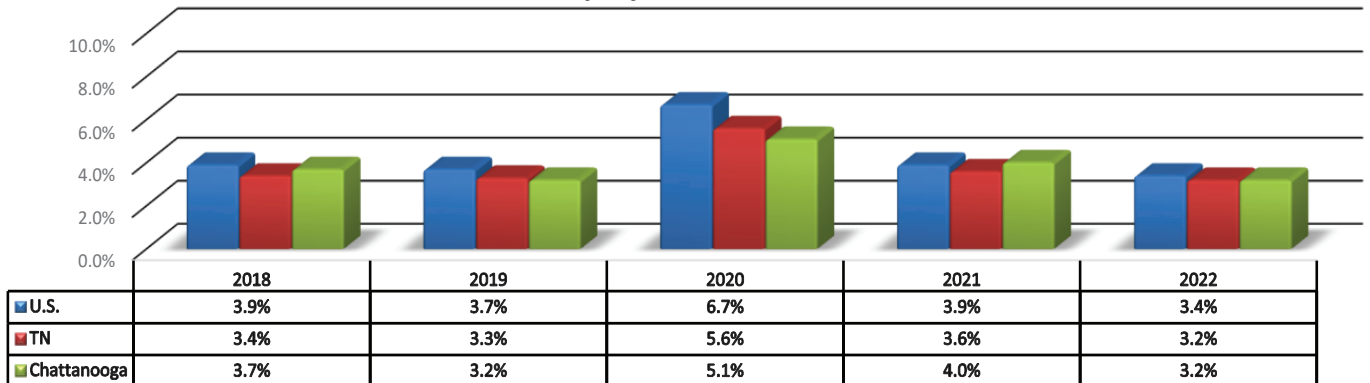
Annual High Temperature	72 Degrees
Annual Low Temperature	50 Degrees
Average Temperature	61 Degrees
Average Annual Rainfall	52.48 Inches
Average Annual Snowfall	4 Inches

Source: US Climate Data

Bond Ratings

Fitch	AAA
Standard & Poor's	AAA

Unemployment Rates



Service Statistics

Electric Power Board

	<u>2018</u>	<u>2019</u>	<u>2020</u>	<u>2021</u>	<u>2022</u>
Electric Customers	183,500	186,000	187,000	191,000	193,000
Residential Rate (cents per kwh)	10.86	10.94	10.83	10.77	11.42
Fiber Optics Residential Customers	89,300	95,000	111,668	113,000	126,086

Source: 2022 EPB Financial and Annual Report

Public Works

	<u>2019</u>	<u>2020</u>	<u>2021</u>	<u>2022</u>	<u>2023</u>
Solid Waste Accepted as Landfill (tons)	27,239	58,508	58,989	61,244	59,578
Curbside Recycling Tonnage	4,918	5,064	5,741	3,085	3,970
Signalized Intersections	340	343	348	345	348

Source: Chattanooga Public Works - Fiscal Year

Fire Protection

	<u>2019</u>	<u>2020</u>	<u>2021</u>	<u>2022</u>	<u>2023</u>
Sworn Officers	443	443	443	430	439
Fire Stations	20	20	20	20	20
Front Line Ladder Trucks	2	2	5	5	5
Front Line Fire Engines	11	11	12	12	12
Front Line Quints (Engine/Truck Combination)	13	13	9	9	9
Fire Reserves	11,197	10,838	12,056	13,639	15,541
EMS Responses	8,507	8,049	8,347	10,366	9,166
Average Response Time (minutes)	5:19	5:10	5:37	5:43	5:39

Source: Chattanooga Fire Department - Fiscal Year Data

Police Protection

	<u>2018</u>	<u>2019</u>	<u>2020</u>	<u>2021</u>	<u>2022</u>
Sworn Officers	500	500	500	500	477
Crime Index	12,451	11,642	13,188	12,105	13,310
Crime Rate (per 1,000 population)	70.12	64.48	73.04	70.34	72.88
Average Response Time	0:07:45	0:05:05	0:05:07	0:05:06	0:06:46
Parking Violations (7 Zones plus Traffic & K-9)	1,469	1,146	672	531	1,136
Moving Violations (7 Zones plus Traffic & K-9)	24,618	32,343	26,918	14,178	24,080
Calls for Service	237,775	242,008	213,038	216,241	230,269

Source: Chattanooga Police Department - Calendar Year Data

Transportation Infrastructure

2,302 Lane miles
 57,588 Traffic Signs
 116 Bicycle Facility miles
 32 Greenway miles
 491 Sidewalk miles

TOP NON-MANUFACTURERS

<u>Employer</u>	<u>Number of Full-Time Employees</u>	<u>Type of Product / Service</u>
Hamilton County Dept. of Education	5,375	Elementary & Secondary Schools
Erlanger Health System	4,632	Health System
BlueCross BlueShield of Tennessee	4,776	Health Care Insurance
CHI Memorial	3,525	Health Care
Tennessee Valley Authority	3,746	Utility - Electric Service
Unum	2,872	Insurance
Amazon.com LLC	2,751	Distribution Center
City of Chattanooga	2,314	Government
Hamilton County Government	1,873	Government
Cigna Health Care	1,633	Health Services
The University of TN at Chattanooga	1,376	University
Parkridge Medical Center, Inc.	1,374	Health Care - Hospital

TOP MANUFACTURERS

<u>Employer</u>	<u>Number of Full-Time Employees</u>	<u>Industry</u>
Volkswagen Chattanooga	4,668	Automobiles
McKee Foods Corporation	3,196	Cakes & Cookies
Roper Corporation	2,500	Cooking Products
Astec Industries, Inc	1,872	Asphalt & Construction Equip.
U.S. Xpress Enterprises, Inc.	1,151	Transportation Services
Humanist (Vision) Hospitality	881	Lodging
Miller Industries Towing Equipment, Inc	772	Towing Equipment
Kenco Group	720	Supply Chain Solutions, Logistics
Sanofi Consumer Health Care	701	Health & Beauty Products
Gestamp	647	Auto Metal Stamping & Welded Assemblies

Source: Chattanooga Area Chamber of Commerce Major Employers List
http://www.chattanoogachamber.com/images/uploads/pdfs/Major_Employers.pdf



GOVERNMENT FINANCE OFFICERS ASSOCIATION

*Distinguished
Budget Presentation
Award*

PRESENTED TO

**City of Chattanooga
Tennessee**

For the Fiscal Year Beginning

July 01, 2022

Christopher P. Morill
Executive Director



Government Finance Officers Association

**Award for
Outstanding
Achievement in
Popular Annual
Financial Reporting**

Presented to

**City of Chattanooga
Tennessee**

For its Annual Financial Report
for the Fiscal Year Ended

June 30, 2020

Christopher P. Morill
Executive Director/CEO



Government Finance Officers Association

**Certificate of
Achievement
for Excellence
in Financial
Reporting**

Presented to

**City of Chattanooga
Tennessee**

For its Annual Comprehensive
Financial Report
For the Fiscal Year Ended

June 30, 2021

Christopher P. Morill
Executive Director/CEO

ACHIEVEMENTS

We are honored to have received, for numerous years, the Distinguished Budget Award, the Certificate of Achievement for Excellence in Financial Reporting, and the Popular Annual Financial Report.

The Distinguished Budget Presentation Award has been awarded to the City for twenty-six (26) years. We are proud our document has met program criteria as a policy document, as an operations guide, as a financial plan, and as a communication device. The award is valid for a period of one year only. We believe our 2024 budget continues to conform to program requirements.

The GFOA established the Certificate of Achievement for Excellence in Financial Reporting (ACFR Program) in 1945 to encourage and assist state and local governments to go beyond the minimum requirements of generally accepted accounting principles to prepare comprehensive annual financial reports that evidence the spirit of transparency and full disclosure and then to recognize individual governments that succeed in achieving that goal. The City has received this award for thirty (30) years.

The GFOA Award for Outstanding Achievement in Popular Annual Financial Reporting (PAFR) was established by GFOA to encourage and assist state and local governments to extract information from their comprehensive annual financial report specifically designed to be readily accessible and easily understandable to the general public. We have received this for eleven (11) consecutive years that it has been published.

The New York Times has said that “Any trip to Chattanooga, Tennessee will involve three things: great food, friendly people, and the great outdoors.” After being famously called the “dirtiest” city in America by Walter Cronkite in 1969, Chattanooga has “undergone a dramatic overhaul with radical gentrification plan and an aggressive citywide push to lure artists.”

Following are some of the recognitions the City of Chattanooga has received:

- U.S. Green Building Council recognized Chattanooga as America’s first City to be certified for a new environmental distinction for electric power systems due to the energy efficient smart grid technology. The city and EPB were awarded the first municipal PEER Certification in 2016.
- Forbes Magazine designated Chattanooga as one of the places ‘Where the Jobs Will be in 2020’. Chattanooga not only attracts manufacturing and logistics companies, but the city also places an emphasis on entrepreneurial opportunities.
- Readers’ Choice Awards - The Conde Nast Traveler recognized Chattanooga as one of the 10 Friendliest Cities in the U.S. in 2020
- Outside Magazine included Chattanooga in the Best Mountain Towns in the U.S. in 2022.
- The Washington Post named Chattanooga as one of the 10 Great Cities in the United States for Outdoor Adventures in 2022.
- Prominently displayed in the historic district of M.L. King Boulevard, The largest mural in the Southeast continues to grow and will soon cover an entire city block.
- The New York Post named Chattanooga as the ‘Best Work- From-Home Destination’ in September 2021.
- Conde Nast listed Chattanooga on their “2021 HOT List: Where to Travel Next”, in May of 2021.
- Fodors included Chattanooga’s own Reflection Riding Arboretum and Nature Center on it’s Annual list of 12 Most Beautiful Gardens in the American South. This 317 Acre oasis is just 10 minutes from downtown Chattanooga and is home to 1000+ species of flora, 150 species of trees and over 40 resident native animals.
- Chattanooga has the distinction of being the first city in the United States to have its very own typeface: “Chatta-Type”.
- Inc. ranked Chattanooga as No. 36 on the list of ‘Surge Cities’, the best cities in the country to start a business. ‘Being a Gig city allows us to punch above our weight, Charles Wood’ cited in 2022.
- CNN Travel calls Chattanooga a “regional gem”, and “Scenic City USA” with “literally dozens of attractions packed along the city’s downtown riverfront.”
- Utne Reader magazine as one of the 10 “Most Enlightened Cities.” Walking Magazine as one of “America’s Best Walking Cities.” U.S. News & World Report as one of the “Cities that Work.
- National Geographic established the “Tennessee River Valley” Geotourism, which features the Tennessee River Valley region in one of only 15 such projects in the world, and the only river region in the world to be featured.
- MSN Money calls Chattanooga a “New Hot Retirement Spot...where the amenities include hiking and biking trails, an aquarium and a thriving local arts scene.”
- New York Times named Chattanooga 1 of 45 cities worldwide to visit.
- Travel + Leisure named Chattanooga as one of the five “Next Great Escapes” and calls Chattanooga a “cultural find.”
- Southern Living calls Chattanooga a “Walkable Tennessee River town constantly provides new reasons to explore.”
- ConventionSouth magazine named Chattanooga the winner of the Reader’s Choice Award and voted it South’s #1 Cool Spot for Summer Events.



Mayor Tim Kelly



Tim Kelly is the 74th mayor of Chattanooga.

He grew up in Chattanooga and attended undergraduate school at Columbia University. Upon return to Chattanooga, Kelly expanded his family's automotive dealership and launched several successful ventures of his own, including co-founding Chattanooga's professional soccer club. He later earned his MBA from Emory University's Goizueta School of Business. Kelly has always been active in the community, serving on boards for multiple nonprofits and even teaching as an adjunct professor at the University of Tennessee Chattanooga.

Since being elected mayor in April 2021, he has made great strides on his vision to create One Chattanooga - a city where every resident has the opportunity to thrive and prosper.

 An aerial photograph of Chattanooga, Tennessee, showing the city skyline, a river, and mountains in the background. The Chattanooga Seal is centered at the top. The text is overlaid on the image.

MISSION

To build a city that works for everyone, together, as One Chattanooga.

www.chattanooga.gov

VISION

We will be a city where every Chattanooga has the opportunity to succeed and thrive, regardless of place, race, or identity.

City Council



Chip Henderson

District 1

Councilman Henderson served as Chair of the Chattanooga City Council for 2020-2022. Over the past ten years, he has previously served as Chairman of the Council for 2014-2015, Vice Chairman, Chair of the Legislative Committee, and Chair of the Public Safety Committee.

District 1 consists of the following precincts: Hixson 1; Lookout Valley 1; Moccasin Bend; Mountain Creek 1 & 3; Northwoods 2.



Jenny Hill, Vice Chair

District 2

Councilwoman Jenny Hill was elected as Vice Chair of the Chattanooga City Council on April 11, 2023. Prior to that, she has served as chair of the Council's Planning and Zoning Committee for 2022-23. She previously served as chair of the Council's Education and Innovation Committee from 2021-22.

District 2 consists of the following precincts: Lupton City; North Chattanooga 1 & 2; Northgate 1 & 2; Riverview; and Stuart Heights.



Ken Smith

District 3

Councilman Ken Smith is a local businessman, community advocate, and father of three children. He was Vice Chair of the Council from 2020 - 2022 and has also served as Chairman of the Council from 2018-2019. He is the current Chair of the Council's Legislative Committee. As a father of three children, Councilman Smith is very concerned with the future of Chattanooga. While appreciating it is a beautiful place to live and raise a family, he believes there are short and long-term needs that need to be better addressed in order for Chattanooga to reach its potential. These include managing growth and development, creating strong and vibrant neighborhoods, bringing better transparency and more accountability to city government, and addressing our critical infrastructure needs. Councilman Smith's focus will be to bring inclusive and positive leadership to the City Council by being a voice of the citizens and getting back to the basics of providing essential services to the taxpayers of Chattanooga. Councilman Smith also serves as a Hamilton County, TN Commissioner for District 3 through vacated appointment in January 2023.

District 3 consists of the following precincts: Dupont; Hixson 2 & 3; Murray Hills 1 & 2; Northwoods 1.

City Council



Darrin Ledford

District 4

Councilman Darrin Ledford was first elected to the Chattanooga City Council on March 5, 2017. Councilman Darrin Ledford recently served as chair of the Chattanooga City Council from 2022-2023. Councilman Ledford is a graduate of the University of Tennessee at Chattanooga and believes in using his faith, personal experiences, and business background to bring a spirit of cooperation, friendship, and courage to help solve our city's most complex problems. Councilman Ledford understands our city requires strong leadership, vision, and resolve from its elected leaders. In addition, the importance of public safety and the support of our city's first responders is not only critical to our community's success but a moral obligation.

District 4 consists of the following precincts: Concord 2, 4 & 5; East Brainerd 1 & 2; Summit 4.



Isiah Hester

District 5

Isiah Hester is one of ten children of Albert and Mildred Hester, who believed in academic excellence of their children. All siblings graduated from universities. He is the husband of Patrice--with whom they have two children. He is a small business owner, fourth-generation minister, community organizer, and a graduate of the University of Tennessee at Chattanooga with a bachelor's degree in Human Service Management and a Master's in Ministry. He is a fierce advocate for the citizens of District 5. He is the current chair of the Council's Parks and Public Works Committee.

District 5 consists of the following precincts: Bonny Oaks; Dalewood; Eastgate 1 & 2; Kingspoint 1, 2 & 3; Lake Hills; Woodmore 1 & 2.



Carol B. Berz, LCSW, JD, PhD

District 6

Focusing on solution-based, collaborative problem-solving, in both the public and private sectors, Carol Berz has been a Tennessee Supreme Court Rule 31 Listed General Civil and Family mediator and trainer for more than 25 years. Carol Berz is the Chief Executive Officer of Private Dispute Resolution Services, LLC. A civil and family mediator, Dr. Berz is listed by the Supreme Court of Tennessee as a Rule 31 Neutral and Trainer in General Civil and Family Mediation and as a Trainer in the special circumstance of Domestic Violence. In addition, Dr. Berz does extensive teaching in both the public and private sectors regarding mediation, law and ethics, and collaborative problem-solving in the areas of health care, labor/management issues and government relations. Councilwoman Berz currently serves as the Chair for the Budget & Finance Committee.

District 6 consists of the following precincts: Airport; Brainerd; Brainerd Hills; Concord 1, 3 & 6; Ooltewah 3; Summit 1; Tyner 1 & 2.

City Council



Raquetta Dotley, Chair District 7

Raquetta Dotley was elected as Chair of the Chattanooga City Council on April 11, 2023, making history as the first African-American woman elected to the position of chair of this legislative body. Prior to her election as Chair, she served as Vice Chair of the Council and chair of the Council's Equity and Community Development Committee. Councilwoman Dotley graduated from Brainerd High School, earned her undergraduate degree from the University of Tennessee at Chattanooga, and her Masters from Temple Baptist Seminary. She currently serves as the Executive Director of the Net Resource Foundation and as Church Administrator for Westside Missionary Baptist Church. Councilwoman Dotley believes that civic engagement is everyone's responsibility.

District 7 consists of the following precincts: Alton Park 1 & 2; Downtown 1 & 2; East Lake; St. Elmo 1.



Marvene Noel District 8

Councilwoman Marvene Noel was elected to represent District 8 after winning a run-off election held on September 15, 2022. Prior to this election, she served as an interim appointee for District 8, after being appointed by her eight colleagues on the Chattanooga City Council on March 8, 2022. She is the current Chair of the Council's Education and Innovation Committee. Her personal mantra, "She will give out before she gives up," reflects in everything she does. The Historic Orchard Knob Neighborhood has been her home for more than 30 years. As an active resident in City Council District 8 and a longtime member of the Orchard Knob Neighborhood Association, her priority is to ensure all residents in District 8 have a voice when it comes to issues impacting District 8.

District 8 consists of the following precincts: Amnicola; Avondale; Bushtown; Courthouse 1 & 2; Eastside 1 & 2.



Demetrus Coonrod District 9

The most important titles that Councilwoman Demetrus Coonrod will ever hold are "mom" and "proud Grandmother." Coonrod, the oldest of four children, grew up in a working-class family. Her mother was a nurse by trade and her father was in the military. She experienced the impact of income inequality firsthand as she watched her parents battle drug addiction. The experience exposed for Coonrod the serious problems with determinants of health, especially for Black and lower-income families. Demetrus Coonrod was first elected to the District 9 seat of the Chattanooga City Council on April 11, 2017. She was sworn in for a second term on April 19, 2021. She is currently serving as Chair of the Council's Economic Development Committee.

District 9 consists of the following precincts: East Chattanooga 1 & 2; Eastdale; Glenwood; Missionary Ridge; Ridgedale 1 & 2.

2023 - 2024 City Officials

Executive Staff

Mayor: Tim Kelly
 Chief of Staff: Jermaine Freeman
 Deputy Chief of Staff: Brooke Satterfield
 Chief Operating Officer: Ryan Ewalt
 Deputy Chief Operating Officer: Julia Bursch

City Council

Chip Henderson	District 1	Carol Berz	District 6
Jenny Hill **	District 2	Raquetta Dotley*	District 7
Ken Smith	District 3	Marvene Noel	District 8
Darrin Ledford	District 4	Demetrus Coonrod	District 9
Isiah Hester	District 5		

*Council Chair

**Council Vice-Chair

Legislative Staff: Nicole Gwyn, Clerk to Council

Legal Staff: Phillip A. Noblett, City Attorney

City Court: The Honorable Sherry Paty, City Court Judge

Department Administrators and Directors

Community Development
Donnie Walker, Administrator

Technology Services
Tyson Morris, Chief Information Officer

City Planning
Dan Reuter, Administrator

Innovation Delivery and Performance
Tim Moreland, Administrator

Early Learning
Karitsa Jones, Administrator

Parks and Outdoors
Scott Martin, Administrator

Economic Development
Richard Beeland, Administrator

Police
Celeste Murphy, Chief

Equity and Community Engagement
Anthony Sammons, Administrator

Public Works
Ross Pitcairn, Administrator

Finance & Administration
Vickie Haley, (Interim) City Finance Officer

Purchasing
Debbie Talley, (Interim) Chief Procurement Officer

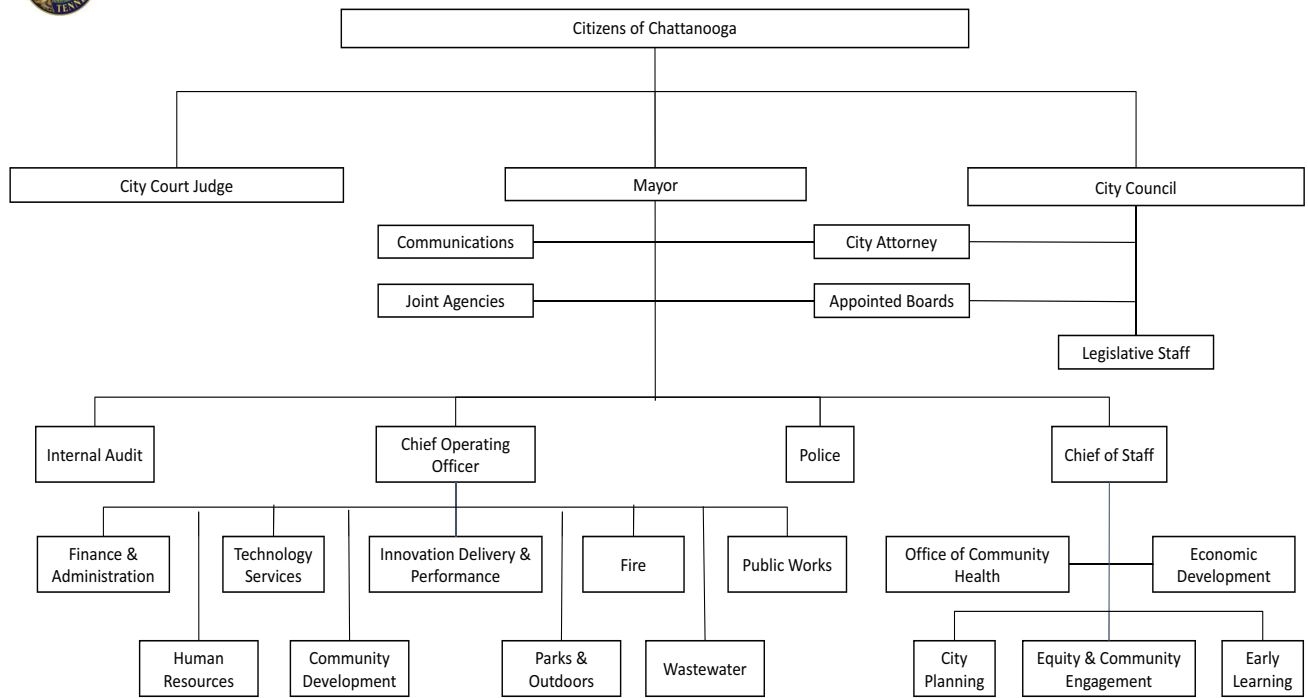
Fire
Phil Hyman, Chief

Human Resources
Mande Lawrence, Chief Human Resources Officer

Organizational Chart



Organizational Chart



Finance Staff

Vickie C. Haley, CPA (Interim) Chief Financial Officer

Vickie retired from the City of Chattanooga in 2017; since then she has served in multiple interim roles, both within city government and in the non-profit community. She obtained a Bachelor of Science in Business Administration from Old Dominion University in Norfolk, VA. As a CPA, she worked as an auditor in regional CPA firms in Norfolk and in Chattanooga. Vickie began her career with the City in 1993 as an accountant working her way to Deputy Chief Financial Officer in 2006, a role she held until her retirement. During her years with the city, she served on the Special Review Committee for GFOA's certificate of achievement in financial reporting, as an officer of the Chattanooga chapter of the Tennessee Society of Certified Public Accountants and the Chattanooga chapter of the Association of Government Accountants. She has two children and six grandchildren and always looks forward to traveling with her husband.

Email: vhaley@chattanooga.gov

Office Phone: (423) 643-7370

Fredia F. Forshee, CPA, CGFM Director of Management & Budget Analysis

Fredia Forshee was promoted to Budget Officer in March, 2000. She holds a Bachelor of Science/ Business Administration degree from Austin Peay State University located in Clarksville, TN. She has obtained certificates for Certified Public Accountancy and the Certified Government Financial Manager issued by the Association of Government Accountants. Prior to her promotion to the position of Budget Officer, her career with the City began in 1980 where she started in Payroll, moving to Budget in 1984 as a Budget Analyst, then gaining promotion to Senior Budget Analyst, and later to her current position of Director of Management & Budget Analysis. This position provides assistance to and reports directly to the City Finance Officer. She is responsible to direct, manage, supervise and coordinate the development, preparation, implementation and analysis of the city-wide municipal operating and capital budgetary process in a manner to implement city-wide objectives to maintain a sound fiscal spending plan.

Email: fforshee@chattanooga.gov

Office Phone: (423) 643-7380

Finance Staff

Teresa McDougal-DiDonato, CMFO

Budget Manager

Teresa DiDonato was hired by the City in September 2012 as a Management & Budget Analyst. She has since been promoted to Budget Analyst 2 and then Budget Manager. She has over 26 years experience in Budget Administration and Healthcare Management which includes, supervision, governmental compliance, corporate & governmental budgeting, and extensive internal/external auditing background including LEAN and ISO Certification. She has obtained her certification as a Certified Municipal Finance Officer by the Tennessee Comptroller of the Treasury. Teresa holds a Bachelor of Science in Finance from The University of Tennessee at Chattanooga. She has oversight responsibilities for the City's Budgets and forecasting of General Fund Revenue and Expenses. Teresa is responsible for the oversight of the City's Health & Wellness Budget to assist in determining Health Rates and employer medical costs. Her other responsibilities include Capital Project Budgets, Bond Investment Reconciliations & Arbitrage Compliance, and the City's General Fund monthly revenue projections. She also assists in the oversight of the budget department. Teresa is originally from St. Petersburg, FL and has two amazing children (Riley and Bryce) .

Email: tdidonato@chattanooga.gov

Office Phone: (423) 643-7364

Christy Creel, CMFO

Management & Budget Analyst 3

Christy Creel was hired by the City in 2008 and joined the Budget Office in 2009. She worked in the Budget Office as an Budget Analyst 1 & 2 until 2016 when she transferred to the Public Works Department as the Finance Manager for the department. In 2022, she accepted her current position back in the Budget Office. Prior to working with the City she worked as a Staff Accountant for Chattanooga Neighborhood Enterprise. Christy holds a Bachelor of Business Administration in Accounting from Shorter College. She has obtained her certification as a Certified Municipal Finance Officer by the Tennessee Comptroller of the Treasury. She handles budgets for the Finance, Public Works and Equity & Community Engagement. Christy and her husband, Stephen, have two children (Brayden and Jacob).

Email: ccreel@chattanooga.gov

Office Phone: (423) 643-7367

Markson Breny

Management & Budget Analyst 1

Markson Breny was hired by the City of Chattanooga in January 2022. Markson is originally from Haiti and has been living in the states since 2001. He lived in South Florida from 2001 to 2016. Then He moved to Georgia and lived there from 2016 to 2022 upon being hired by the City Of Chattanooga. Markson is happily married to (Miose) and they have two children (Markney and Melvon). Markson's previous job was as an Auxiliary Business Analyst at Georgia Highlands College. He holds an MBA from American InterContinental University. Fun fact: Markson has a complete plant-based diet.

Email: mbreny@chattanooga.gov

Office Phone: (423) 643-7366

Finance Staff

Cynthia Patrick, CMFO

Management & Budget Analyst 1

Cynthia Patrick started with the City in 2013 in the Council Office. She worked in this office until 2014, when she transferred to the Department of Information Technology as a Fiscal Analyst. She remained with DIT through September 2018 as she transitioned, also as a Fiscal Analyst, to the Department of Public Works where she continued through 2022. Recently transferring into the Budget Office as a Management and Budget Analyst, beginning in June 2022. She is a proud graduate of Auburn University with a Bachelor of Arts in Public Administration and a Bachelor of Arts in Military History. Still actively enrolled at Auburn University, she is working towards a Masters degree through their online graduate program. During her time with the City she obtained certification as a Certified Municipal Finance Officer. Currently, she works with the Departments of General Government as their primary budget contact within the Office of Finance. Married to a Chattanooga native, Mike, she has two sons (Ryan and Jackson) and lives with her family on Signal Mountain.

Email: cpatrick@chattanooga.gov

Office phone: (423) 643-7362

Skyler Barton

Management & Budget Analyst 1

Skyler Barton was hired by the City of Chattanooga in January of 2022. Skyler has spent his career working directly with local governments in both the private and public sectors. Originally from Utah, he worked for Orem City as a Deputy Court Clerk and then was promoted to a Management Assistant where he managed a broad range of city projects including grant writing, RFP development/coordination, community outreach, position analysis, and departmental budgeting. He also has experience as a project manager for a private land developer where he worked closely with various municipalities and special districts through the entitlement, zoning, land planning, and budgeting process. Skyler holds a Bachelor of Science in Economics with a minor in Finance from Utah Valley University and a Master of Public Administration from the University of Utah. Skyler is happily married with one son (West).

Email: sbarton@chattanooga.gov

Office Phone: (423) 643-7361





Budget Process Overview

The Fiscal Year 2024 budget is the second year for full implementation of Priority Based Budgeting process under Mayor Tim Kelly. Upon taking office on April 19, 2021, Mayor Tim Kelly and his staff reviewed the draft budgeting process of the prior administration and made adjustments to align with Mayor Kelly's ONE Chattanooga Strategic Plan to include key values, priorities, and initiatives as gathered from community input. The budget reflects this broad vision that guides the work of all city departments.

ONE Chattanooga

The ONE Chattanooga Strategic Plan serves as a foundational basis for the development of the budget. The plan is a vision presented by Mayor Tim Kelly that was informed by a nearly year-long campaign which engaged the public on their front porches, at forums, in community spaces, and at hundreds of public events. In this second iteration, the plan describes the strategic direction, key priorities, values, and initiatives that define a vision of a community where all Chattanoogaans can thrive and prosper, along with the practical steps that the city must take to achieve it.

The ONE Chattanooga Strategy consists of 7 goals that comprise our strategy to realize our vision of a city where opportunity exists for all and where prosperity is plentiful.

Each goal represents an aspiration for the city and offers initiatives and pathways for residents and local leaders, as well as a model for our peers across the nation. The goals are as follows:

- Build a universal path to early learning
- Catalyze the resurgence of the black middle class
- Ensure accessible housing choices for all Chattanoogaans
- Improve local infrastructure
- Build a competitive regional economy
- Close the gaps in public health
- Provide responsive and effective local government

Priority Based Budgeting

On June 20, 2023, the Chattanooga City Council adopted the Fiscal Year 23-24 Operations Budget. Mayor Kelly utilized the Priority-Based Budgeting process to improve services, past spending patterns, transparency, and accountability.

Priority-based budgeting is an alternative version of zero-based budgeting and has been recognized by the Government Finance Officers Association as a public finance best practice. The traditional approach to public sector budgeting

is incremental, whereas the current year's budget becomes the basis for the next year's spending plan, and the majority of the organization's analytical attention is focused on how to modify this year's spending plan based on revenues anticipated in the next year. Priority-based budgeting is a common sense, strategic alternative to incremental budgeting. The concepts of priority-based budgeting as compared to traditional budgeting practices can be summarized as follows:

- Budgets are not connected to prior year spending
 - » Prevents "embedding" of existing costs in the cost base.
 - » Allows spending levels to be changed and set based on necessary activities of a function or priority area, rather than historical trends.
 - » Requires organizations and departments to work to understand activities and cost structure.
- Budgets are tied to specific priorities
 - » Better aligns spending targets with required activities of priorities and essential services.
 - » Replaces "do more with less" with "do the right things with the right amount"
 - » Requires fairly detailed knowledge of organizational and departmental activities and willingness to make changes.
- Spending increases and/or decreases are not simply spread evenly across budgets
 - » Eliminates "sandbagging" practices in the budgeting process.
 - » Allows for more strategic allocation of planned spend.
 - » Requires work to analyze and prioritize activities and expenditures.
- Funding is targeted to priorities and essential activities that align with the strategic plan
 - » Allows for better alignment of expenditures with overall strategy and priorities.
 - » Can reduce the influence of "we have always done it that way".
 - » Prioritizing activities can be challenging.

The underlying philosophy of Priority-Based Budgeting is about how an organization should invest resources to meet its stated objectives. This helps us better articulate the services we deliver to the community, what price we pay for these services, and what value is provided to the community.

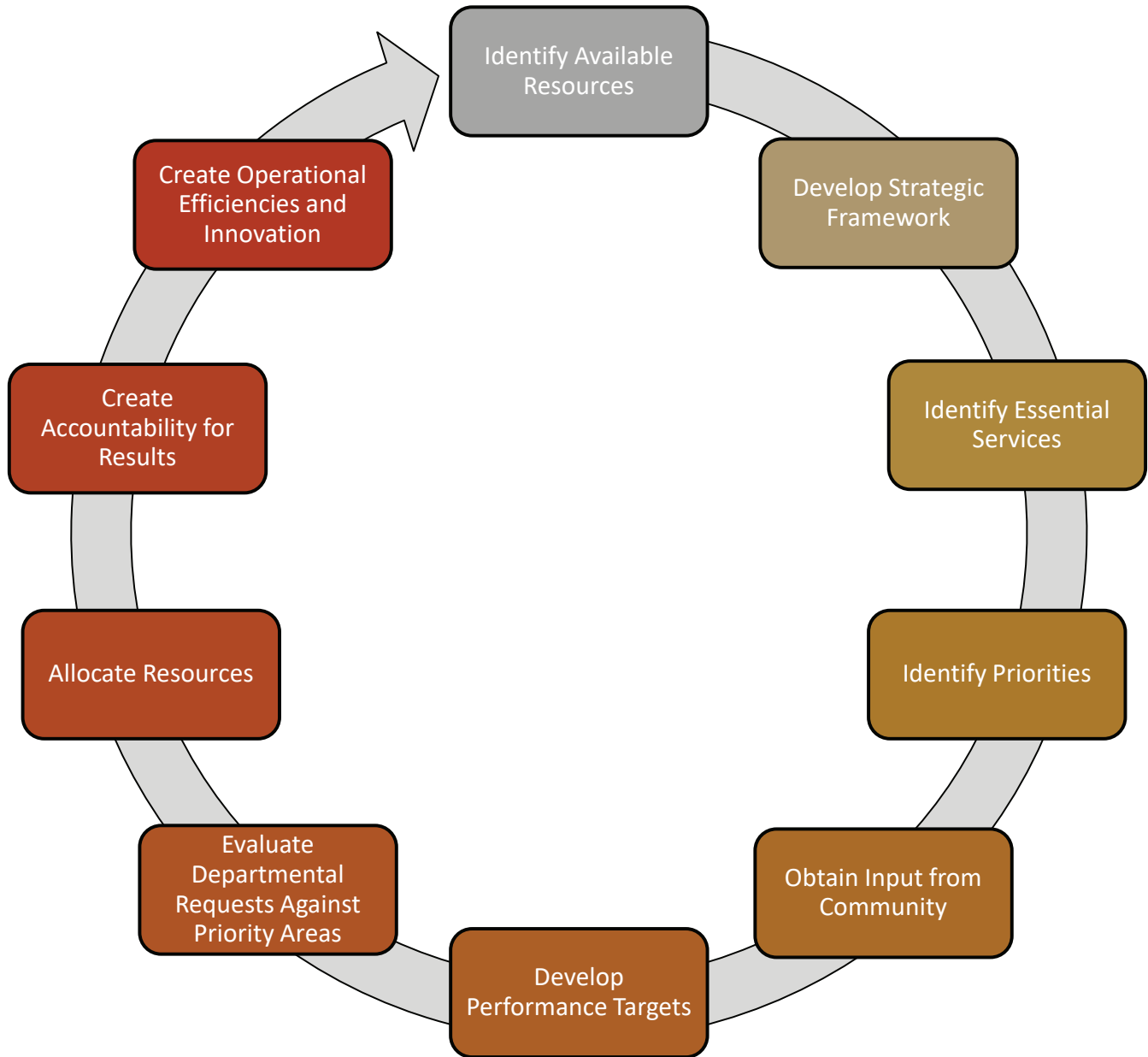
The principles associated with this philosophy of budgeting are as follows:

- Prioritize services
- Do the important things well
- Question past patterns of spending
- Spend within the organization's means
- Know the true cost of doing business
- Provide transparency of community priorities
- Provide transparency of service impact
- Demand accountability for results

The City of Chattanooga maintains that its budgeting preparation is an evolving process and changes are always necessary to facilitate adjustments and constant improvement ensuring fiscal accountability to its citizens.

Priority Based Budgeting Process

Budgeting Overview for FY 23-24



Budget Accomplishments

Following is a summary of key adjustments made by Mayor Kelly:

Affordable Housing

- Deploying \$3M in federal funds to create or preserve 400+ additional units of affordable housing over the next year.
- Building out affordable housing team with 3 positions under Chief Housing Officer, including a new Director of Housing Finance.
- Working with nationally renowned consultants to determine housing needs across the city and build out policy toolbox to incentivize developers and landlords to build and rent affordable units in the neighborhoods.

Homelessness Reduction

- \$820,000+ to the Chattanooga Regional Homeless Coalition to:
 - » Manage the Flexible Housing Fund to support rapid rehousing efforts.
 - » Prioritize rapid rehousing of veterans and households with children experiencing homelessness.
 - » Fund the Chattanooga Foundation's cold weather shelter.
- Ongoing project management and oversight of the conversion of the Airport Inn into 80+ units of permanent supportive housing.

Roads and Critical Infrastructure

- \$187 million for roads and critical infrastructure (up \$57M from FY23).
- Includes \$10 million for paving as part of Mayor Kelly's commitment to invest at least \$40 million over 4 years for repaving roads.
- \$4.1 million for other road-related work and sidewalks.
- \$19.9 million for bridges, including \$18 million reserved for renovation of Walnut Street Bridge (\$13.3M from federal funding sources).
- \$142 million for wastewater projects, \$11 million for stormwater projects.

Parks and Green Spaces

- \$1.6 million for new parks and green spaces.
- \$1 million to begin the revitalization of the Chattanooga Skatepark.
- \$400,000 reserved for park improvements in neighborhood parks that need it most

Early Learning

- Deploying federal ARP dollars to build a new pipeline of early learning professionals through the One Chattanooga Institute for Early Care and Learning.
- Continuing \$765,000 in supplemental funding for Head Start teacher salaries and other costs.
- Adding a new Community Forward School Coordinator.

Economic & Workforce Development

- \$50,000 to help increase paid apprenticeship opportunities city-wide through the Build Within Apprenticeship program.
- \$150,000 toward route expansions at the Chattanooga airport.
- Prioritizing partnerships that will prepare Chattanoogaans for the jobs of the future.

Effective and Responsive Government

- Restructuring the Department of Community Development to focus solely on community centers and services.
- New Pay step plan for non-sworn employees:
 - » Hourly employees receive credit for years of service.
 - » Salaried employees receive 2 steps (approx. 2% cost of living increase).
- New cost savings incentive program.
- Multiple investments to help improve City service delivery including:
 - » 2 new STVR inspectors and an Administrative Hearing Officer.
 - » 7 new refuse trucks and 4 new driver positions.
 - » Garbage/recycling routing software to identify brush/bulk/leaves.

Budget Calendar Outline

January

- *Budget preparation begins*
- *Budget forms for operations and capital available for departments*
- *Budget support sessions for departments*

February

- *Deadline for operations budget submissions*
- *Deadline for Non-Profit and Agency submissions to City Council*
- *Internal review of operations budget requests and discussions with Department Administrators*

March

- *Deadline for capital budget submissions*
- *Preparation of draft awards*
- *Continued internal review of operations and capital requests including follow up discussions with Department Administrators*
- *Preliminary budget review with Mayor and Executive Staff*
- *Request departments to make additional changes to budget requests*

April

- *Community Education sessions/Citizen input sessions*
- *Preparation of Mayor's recommended operations budget for Council*
- *Preparation of Operating and Capital Ordinances*
- *Review and finalize revenue projections*

May

- *Mayor and Executive staff review of final recommended budget*
- *CFO presents budget to Council*
- *5/09 Initial Operations Budget education session for City Council*

June

- *Finalize Operating and Capital Ordinances*
- *Finalize Operating and Capital Budgets*
- *06/13 First reading of fiscal year 2023-2024 Operations and Capital Improvements Budget*
- *06/20 Final reading of fiscal year 2023-2024 Operations and Capital Improvements Budget*
- *Post Budget on Website*
- *Upload Budget to open data Socrata app at budget.chattanooga.gov*

July

- *File budget with State of Tennessee Comptroller's Office*
- *Initial monthly budget and department coordination meetings*

August

- *Finalize 2024 CABR submission*
- *Training to departments on budget policies & instructions*

September

- *Publication of CABR to City of Chattanooga website www.chattanooga.org*
- *Deadline date for CABR submission to GFOA*

October-December

- *Preliminary revenue projections*
- *Mid-year review and preparation for budget projections*
- *Review FY23 actual expenditures with encumbrances*
- *Offers developed by departments, agencies, and other organizations*
- *Citizen engagement meetings*

Revenue Policies

The City of Chattanooga's revenue programs are administered by the Department of Finance & Administration. Long-standing principles which insure stability and financial health are adhered to. The cornerstone of these principles followed by the City is an air of conservatism. The City never has, and never will, intentionally overestimate a revenue source merely to fund a project or additional personnel. The revenue policies of the City remain fairly constant from year to year, changing to include new revenue sources or an extension of the tax base when appropriate. These revenue policies give a good insight into the reasoning being considered by the City at budget time. The policies themselves reflect the conservative approach used by the City.

Revenue policies of the City include, but are not limited to the following:

The City will maintain effective collection systems and implement aggressive enforcement strategies to maximize revenues from all sources.

The City will attempt to maintain a revenue system which will encourage development of alternative revenue sources.

The City will continually monitor the local tax efforts, such as property tax and sales tax, and compare with other cities of comparable size.

The City will maintain a broad revenue base; that is, a large number of widely diversified revenue sources will be established and maintained in order to distribute the revenue burden equitably and protect the City from short-term fluctuations in any one revenue source.

The City will follow a conservative approach in the projection of revenues so that actual revenues at year end will consistently equal or exceed budgeted amounts.

The City will actively seek Federal and State grants and insure a fair proportion is received.

The City will review all user fees and licenses annually, adjust these fees and licenses when appropriate, and establish new fees and licenses when necessary.

The City will establish all user charges and fees at a level related to the full cost of providing the operating, direct, indirect, and capital services.

The City will limit the designation of General Fund revenues for specified purposes in order to maximize flexibility and utilize revenues more efficiently.

The City will continue to maintain its low Debt Ratio in providing funding through general obligation bond sales.

Investment Policy

1 Overview

1.1 Introduction

It is the policy of the City of Chattanooga ("City") to invest public funds in a manner that provides maximum security and return on investment while meeting the City's daily cash flow demands and conforming to all applicable federal, state and/or local statutes governing the investment of public funds.

Tennessee Code Annotated (T.C.A.) 9-1-107(a) (1) authorizes and empowers the City to invest or deposit funds. The City Treasurer holds responsibility for the City's investment program.

1.2 Delegation of Authority

The Treasurer is responsible for all securities transactions undertaken but may delegate and train other personnel to assist in the day-to-day placement and sale of investments. The Treasurer will develop procedures, which establish, monitor, and evaluate the operation of the investment program consistent with this investment policy.

Procedures should include safekeeping, wire transfer agreements, banking service contracts and collateral/depository agreements. Such procedures shall include explicit delegation of authority to persons responsible for investment transactions.

1.3 Scope

This investment policy applies to all financial resources of the City of Chattanooga, except the following:

- The City of Chattanooga General Pension Trust Fund;
- The City of Chattanooga Fire and Police Pension Trust Fund;
- Other Post-Employment Benefits Trust Fund;
- Deferred Compensation Plans;
- And funds excluded by law or bond indenture.

1.4 Prudence

The standard of prudence to be used by investment officials shall be that of a “prudent person” which imposes a fiduciary obligation for investments to be made with the degree of judgment and care a person exercises with their own affairs, not for speculation but considering the safety of their capital as well as the probable income to be derived.

1.5 Internal controls

The Treasurer shall follow the City’s internal control procedures. Controls should be designed to prevent the loss of public funds arising from fraud, employee error, and misrepresentation by third parties, unanticipated changes in financial markets or imprudent actions by employees and officers of the City.

Controls deemed most important include: control of collusion; separation of duties; separating transaction authority from accounting and record keeping; custodial safekeeping; clear delegation of authority; minimizing the number of authorized investment personnel; documentation of transaction strategies; and adhering to the City’s code of ethics.

Investments are subject to periodic internal audits and the annual external audit.

1.6 Conflicts of Interest

All City officials and/or employees who are involved in the investment process, by position or by delegation, shall refrain from personal and/or business activity that could potentially conflict with proper execution of the City’s investment program, or which could impair or create the appearance of impairment of their ability to make impartial investment decisions worthy of public trust.

Investment staff shall disclose family members that are employed by a broker/dealer or other entity in which City funds might be invested or in which investment transactions might be processed. Potential conflict of interests shall be disclosed to the Mayor and City’s Chief Financial Officer.

Bonding of all staff authorized to place orders to purchase or sell investment instruments shall be required.

2 Objectives

The primary objectives, in priority order, of the City’s investment activities shall be:

2.1 Safety

Safety of principal is the foremost objective of the City. Investments shall be undertaken in a manner that seeks to ensure the preservation and protection of capital in the overall portfolio. Investment decisions should not incur unreasonable investment risks in order to obtain current investment income.

The City’s policy to attain this objective is to diversify the investment portfolio in a way that will limit over-concentration of assets in a specific maturity, specific issuers, or a specific class of securities.

2.2 Liquidity

The City’s investment portfolio will remain sufficiently liquid to meet anticipated cash requirements. Forecasting of receipts and disbursements should be developed to facilitate knowledge of liquidity needs. The investment portfolio should be laddered with staggered maturities to ensure that adequate resources are available to meet cash flow requirements without forced liquidation of investments.

2.3 Return on Investment

The City’s investment portfolio shall be designed with the objective of attaining a competitive rate of return throughout budgetary and economic cycles, taking into account the City’s investment risk constraints and the cash flow characteristics of the portfolio.

The City shall utilize a benchmark rate in making performance comparisons. The market rate of return objective will be a band between the yield of the ninety-day Treasury bill and the 2-year Treasury note for the period of time being evaluated. The goal is for the portfolio to generally perform within or above the band.

3 Investments

3.1 Authorized Investments

Except for funds listed in section 1.3 of this policy, the following investment instruments are authorized pursuant to T.C.A. 6-56-106, in order to provide a safe investment medium for idle funds:

A. Bonds, notes or treasury bills of the United States.

B. Nonconvertible debt securities of the following federal government sponsored enterprises that are chartered by the United States congress; provided, that such securities are rated in the highest category by at least two (2) nationally recognized rating services:

- The Federal Home Loan Bank;
- The Federal National Mortgage Association;
- The Federal Farm Credit Bank; and
- The Federal Home Mortgage Loan.

C. Any other obligations not listed in sections A and B above that are guaranteed as to principal and interest by the United States or any of its agencies.

D. Certificates of deposit and other evidences of deposit at state and federal chartered banks and savings and loan associations.

E. Obligations of the United States or its agencies under a repurchase agreement if approved by the Comptroller of the Treasury as an authorized investment for the City. The City of Chattanooga currently does not utilize repurchase agreements.

F. The Local Government Investment Pool (LGIP) created by Title 9, Chapter 4, Part 7.

G. The following instruments are also allowed:

- Prime banker’s acceptances that are eligible for purchase by the Federal Reserve System; and
- Prime commercial paper that is rated in the highest category by at least two (2) nationally recognized commercial paper rating services.

The City does not deem it necessary to leverage or hedge, therefore, the use of derivative type securities is inappropriate. This prohibition includes futures, contractual swaps, options, and exotic derivatives. Equity investments of all kinds are prohibited.

3.2 Collateralization

The State of Tennessee requires local governments with bank deposits (including checking accounts and non-negotiable Certificates of Deposit) that are in excess of the amount covered by FDIC insurance must either maintain the deposit with a bank that is a member of the bank collateral pool or collateralize the deposit in accordance with State statutes.

A. The list of banks participating in the Bank Collateral Pool can be found at <https://comptroller.tn.gov/office-functions/lgf/resources/investments>.

B. Collateralization must be equal to one hundred

five percent (105%) of market value as set by T.C.A. 9-4-105. Eligible collateral must be in accordance with T.C.A. 9-4-103.

3.3 Term of Investments

The City will attempt to match its investments with anticipated cash flow requirements. All investments of current operating funds shall have a maturity of not greater than four (4) years in compliance with T.C.A. 6-56-106 (b) for investments included in sections 3.1 A through D in this policy. Please note, this four (4) year limit does not apply to the investment of bond proceeds or related reserves.

3.4 Authorized Financial Dealers

The Treasurer will maintain a list of authorized broker/dealers and financial institutions that are approved to provide investment services. Security broker/dealers will be selected by creditworthiness and/or other factors, such as FINRA broker status.

All financial institutions and broker/dealers who desire to become qualified for investment transactions must complete the certification form located in Appendix A.

The Treasurer will maintain a file of the most recent questionnaire.

3.5 Competitive Selection

The Treasurer shall contact at least three authorized financial dealers for each security purchase whenever feasible.

3.6 Safekeeping

All trades of marketable securities will be executed by delivery vs. payment (DVP) to ensure that securities are deposited in an eligible custody account prior to the release of funds. Securities of the City will be held by an independent third party custodian selected by the City and held in the City’s name.

The Treasurer shall approve one or more financial institutions to provide safekeeping and custodial services. The custodian bank(s) shall be selected on the basis of ability to provide service to the City’s account. A safekeeping agreement shall be executed with each custodian bank prior to that bank engaging in safekeeping services. To be eligible, the financial institution shall qualify as a depository of public funds in the State of Tennessee and be a Federal Reserve member financial institution.

4 Reporting

The Treasurer shall prepare a quarterly investment report for the Mayor, City Council and the City's Chief Financial Officer. This investment report should include sufficient detail to provide an accurate and meaningful representation of the portfolio, showing its performance in relation to established benchmarks and compliance with this investment policy.

5 Investment Policy Adoption and Review

5.1 Policy Adoption

This investment policy was adopted by Council pursuant to Government Finance Officers Association (GFOA) best practices, Resolution number 31460 date February 14, 2023. The policy may only be changed by subsequent similar action of the Council.

5.2 Policy Review

The Treasurer shall review this investment policy annually in its entirety. Any modifications shall be proposed to the Council. The scheduled annual review process shall not preclude needed modifications to the policy at other times during the year.

Debt Policies

To maintain a high quality debt management program, the City of Chattanooga (the "City") has adopted the guidelines and policies set forth in this document titled "Debt Management Policy" ("The Policy"). The purpose of creating the Debt Policy is to establish the objectives and practices for debt management for the City and to assist all concerned parties in understanding the City's approach to debt management.

The Policy is intended to guide current and future decisions related to debt issued by the City by providing written guidance about the amount and type of debt issued, the issuance process, and the management of the City's debt program within available resources. The purpose of the Policy is to improve the quality of decisions, provide justification for the structure of debt issuance, identify policy goals, and demonstrate a commitment to long-term financial planning, including a multi-year capital plan. Adherence to this Policy signals to rating agencies and the capital market that the City is well managed and should meet its obligation in a timely manner. This Policy fulfills the State of Tennessee requirements with regard to the adoption of a formal debt management policy.

This Policy provides guidelines for the City to manage its debt levels and their related annual costs within both current and projected available resources while promoting understanding and transparency for our citizens, taxpayers, rate payers, businesses, vendors, investors and other interested parties and stakeholders.

The debt program for the City includes various types of obligations for which the City has pledged its full faith and credit as well as other designated revenues for the payment of both principal and interest. The City Council, comprised of nine elected officials, is the body authorized to issue indebtedness of the City.

Since the guidelines contained in the Policy require regular updating in order to maintain relevance and to respond to the changes inherent in the capital markets, the City plans to revisit the Policy from time to time.

Resolution number 26914, regarding the Debt Management Policy, was adopted by the City Council of the City of Chattanooga on December 6, 2011. To view the full Debt Management Policy, visit the City's website: www.chattanooga.gov. or go to the following link: <http://www.chattanooga.gov/city-council-files/>

Reserve Policies

The City will maintain a minimum revenue reserve in the General Operating Fund which represents between 18-20% of the fund's expenditures and transfers out.

Accounting, Auditing, and Financial Reporting Policies

An independent audit will be performed annually. The City will produce annual financial reports in accordance with Generally Accepted Accounting Principles (GAAP) as outlined by the Governmental Accounting Standards Board. The City will maintain a strong internal audit capability.

Capital Budget Policies

The City shall invest a percentage of its general operating funds to finance ongoing infrastructure maintenance, repair and replacement programs, and to implement approved plans that foster economic and neighborhood development each year.

The City will develop a multi-year plan for ongoing capital improvements, update it annually, and make all capital improvements in accordance with the plan.

Funding of repair and replacement schedule projects will have funding priority before discretionary capital projects. Capital improvement projects which violate the principles and concepts of an adopted City plan or which duplicate other public and/ or private services will not be considered.

The City Council will use the following criteria to evaluate the relative merit of each capital project:

Projects which will increase property values in a neighborhood, residential or business district; Projects identified by a priority board or a department as important; Projects which will directly benefit a community development area of the City; Projects which are part of a multi-year funding commitment; Projects which are an element of an approved master plan adopted by City Council; Projects which result in the creation of permanent jobs and/or generate additional net revenue to the city; Projects specifically included in an approved replacement schedule.

Legal Requirements

In 1982 the Tennessee General Assembly passed what has become known as the "Municipal Budget Law of 1982." This law was incorporated into the Tennessee Code Annotated under Section 6-56. The following excerpts are from Tennessee Code Annotated 1992 Replacement and provide the state requirements for municipal budgets.

6-56-203. Annual Budget Ordinance. The governing body of each municipality shall adopt and operate under an annual budget ordinance. The budget ordinance shall present a financial plan for the ensuing fiscal year, including at least the following information:

(1) Estimates of proposed expenditures for each department, board, office or other agency of the municipality, showing in addition, the expenditures for corresponding items for the last preceding fiscal year, projected expenditures for the current fiscal year and reasons for recommended departures from the current appropriation pattern in such detail as may be prescribed by the governing body. It is the intent of this subdivision that except for moneys expended pursuant to a project ordinance or accounted for in a proprietary type fund or a fiduciary type fund which are excluded from the budget ordinance, all moneys received and expended by a municipality shall be included in a budget ordinance. Therefore, notwithstanding any other provision of law, no municipality may expend any moneys regardless of their source (including moneys derived from bond and long-term note

proceeds, federal, state or private grants or loans, or special assessments), except in accordance with a budget ordinance adopted under this section or through a proprietary type fund or a fiduciary type fund properly excluded from the budget ordinance;

(2) statements of the bonded and other indebtedness of the municipality, including the debt redemption and interest requirements, the debt authorized and unissued, and the condition of the sinking fund;

(3) estimates of anticipated revenues of the municipality from all sources including current and delinquent taxes, nontax revenues and proceeds from the sale of any bonds or long-term notes with a comparative statement of the amounts received by the municipality from each of such source for the last preceding fiscal year, the current fiscal year, and the coming fiscal year in such detail as may be prescribed by the governing body;

(4) a statement of the estimated fund balance or deficit, as of the end of the current fiscal year;

(5) a statement of pending capital projects and proposed new capital projects, relating to respective amounts proposed to be raised therefore by appropriations in the budget and the respective amounts, if any, proposed to be raised therefore by the issuance of bonds during the fiscal year; and

(6) such other supporting schedules as the governing body deems necessary, or otherwise required by law.

The City Code of the City of Chattanooga also provides requirements for a budget. Following is an excerpt from Chapter III, Chattanooga City Code:

Sect. 6.80. Annual Budget not to exceed estimated revenue except in cases of extraordinary emergencies. It shall be the duty of the City Council elected under this act to prepare and pass an annual budget each year. The budget for the ordinary and extraordinary expenses of said city for any one year shall not exceed the estimated amount of revenue to be collected for said year; and in no event shall there be appropriated by the City Council any sum or sums in excess of the estimated revenues of said City, for the fiscal year in which said appropriation is made. Provided, however, said City Council may, in extraordinary emergencies such as floods, epidemics, or destructive fires, make appropriations in excess of the estimated revenue when the public health, safety, and welfare demand same.






Chattanooga Clerk of the City Council
1000 Lindsay Street
Chattanooga, Tennessee 37402
Telephone (423) 643-7170 / Fax (423) 643-7199

NOTICE OF CERTIFICATION

I, Nicole S. Gwyn, Clerk of the City Council of Chattanooga, Tennessee, and as such keeper of the records of the City Council of said City, do hereby certify that the attached record is a true, compared and correct copy of Ordinance No. 13991 passed at the City Council meeting on June 20, 2023.

WITNESS my hand and the Seal of the City of Chattanooga, Tennessee on this 23rd day of June 2023.



Nicole S. Gwyn
Clerk of the City Council



First Reading: June 13, 2023
Second Reading: June 20, 2023

ORDINANCE NO. 13991

AN ORDINANCE, HEREINAFTER ALSO KNOWN AS "THE FISCAL YEAR 2023-2024 OPERATIONS BUDGET", PROVIDING REVENUE FOR THE FISCAL YEAR BEGINNING JULY 1, 2023, AND ENDING JUNE 30, 2024; APPROPRIATING SAME TO THE PAYMENT OF EXPENSES OF THE MUNICIPAL GOVERNMENT; FIXING THE RATE OF TAXATION ON ALL TAXABLE PROPERTY IN THE CITY, AND THE TIME TAXES AND PRIVILEGES ARE DUE, HOW THEY SHALL BE PAID, WHEN THEY SHALL BECOME DELINQUENT; PROVIDING FOR INTEREST AND PENALTY ON DELINQUENT TAXES AND PRIVILEGES; AMENDING CHATTANOOGA CITY CODE, PART II, CHAPTER 2, SECTION 2-267, RELATIVE TO PAID LEAVE FOR ACTIVE-DUTY TRAINING AND TO AMEND CHATTANOOGA CITY CODE, PART II, CHAPTER 31, SECTIONS 31-36, 31-37, 31-41, AND 31-43, SECTIONS 31-322 AND 31-354.

WHEREAS, Pursuant to and in compliance with the provisions of the Charter of the City of Chattanooga, Tennessee, the revenues have been estimated for operating the Municipal Government for the fiscal year 2023-2024 from all sources to be as follows:

	FY22 Actual	FY23 Projected	FY24 Proposed
<u>PROPERTY TAXES</u>			
Current Taxes on Real & Personal Property	\$166,770,305	\$171,604,868	\$171,978,000
Taxes on Real & Personal Property - Prior Years	4,351,061	4,572,383	4,609,000
PAYMENTS IN LIEU OF TAXES			
Chattanooga Housing Authority	\$ 189,477	\$ 191,900	\$ 191,900
Tennessee Valley Authority	1,923,319	2,220,419	2,246,700
Good Neighbors	2,808	2,808	2,800
Orchard Knob Dev Corp	466	470	470
UnumProvident Group	83,445	83,445	83,440
Wm Wrigley Jr Co	26,171	26,171	26,170
Blue Cross Blue Shield	1,196,440	1,185,546	1,185,546
MK, LLC	19,304	0	0
Southern Champion Tray	100,152	0	0
Gestamp Chattanooga, LLC	861,774	466,045	466,040

	FY22 Actual	FY23 Projected	FY24 Proposed
EPB Electric	6,716,666	7,751,832	7,866,109
EPB Telecom	301,359	328,870	320,448
EPB Internet	383,714	406,718	382,857
Coca-Cola Bottling	165,854	204,396	204,400
Plastic Omnium Auto Exteriors, LLC	170,995	183,415	183,410
UTC Two	10,148	10,148	10,150
UTC Three	5,790	5,790	5,790
Alco Woodlawn Partners	33,300	33,078	33,080
Yangeng US Automotive Interior Systems LLC	56,636	5,214	5,210
Ridgeway Housing Partners	0	23,925	23,930
M & M Industries Inc.	61,848	99,837	99,840
TOTAL PAYMENT IN LIEU OF TAXES	\$12,309,666	13,230,027	13,338,290
Interest & Penalty on Delinquent Taxes	1,499,121	1,463,803	1,463,800
Delinquent Taxes Collection Fees	225,164	184,746	184,700
TOTAL PROPERTY TAXES	185,155,315	191,055,827	191,573,790
<u>OTHER LOCAL TAXES</u>			
Liquor Taxes	\$3,281,851	\$2,997,118	\$2,997,100
Beer Taxes	5,759,145	5,592,835	5,593,000
Local Litigation Taxes - City Court	2,251	2,504	2,300
Gross Receipts Taxes	7,363,403	7,599,970	7,714,000
Corp Excise Taxes – State	947,225	947,220	947,200
Corp Excise Taxes – Non Depository	11,295	33,890	33,900
Franchise Taxes – Application Fee	0	25,676	25,700
Franchise Taxes – Chattanooga Gas	2,890,308	2,126,565	2,126,600
Franchise Taxes – Comcast Cable	734,993	701,093	631,000
Franchise Taxes - Century Tel	5,766	5,963	5,900
Franchise Taxes – AT&T Mobility	40,603	39,000	35,000
Franchise Taxes – EPB Fiber Optic	1,405,495	1,288,263	1,288,000
Franchise Taxes – Zayo Group	0	0	0
TOTAL OTHER LOCAL TAXES	\$22,442,336	21,360,097	21,399,700
<u>LICENSES, FEES & PERMITS</u>			
Business License - Int & Penalty	\$5	\$0	\$0
Wrecker Permits	\$1,550	2,500	2,500
Liquor By the Drink Licenses	150,252	144,428	144,400
Liquor By the Drink – Interest & Penalty	1,938	1,018	1,000
Transient Vendor License	250	150	150
Motor Vehicle Licenses	527,480	345,803	375,000
Wrecker Contractor License	640	400	400
Original Business License	24,480	22,598	22,800

	FY22 Actual	FY23 Projected	FY24 Proposed
Building Permits	2,820,628	2,910,739	2,910,700
Electrical Permits	534,486	501,435	501,430
Plumbing Permits	327,622	297,412	297,410
Street Cut-In Permits	430,684	351,303	358,300
Mechanical Code Permits	326,314	334,242	334,240
Hotel Permits	1,400	1,400	1,400
Gas Permits	50,500	49,608	46,600
Sign Permits	102,263	86,583	78,000
Taxi Permits	4,150	2,262	1,000
Temporary Use Permits	1,540	0	0
Moving Permit Investigation Fee	0	215	220
Traffic Eng Special Events Permits	13,815	3,502	4,000
Push Cart Permits	25	50	0
Mobile Food Unit	550	350	400
Tree Ordinance Permit	24,000	15,000	14,000
Tire Haulers Permit	50	80	0
Short Term Vacation Rental Permit	74,100	53,370	107,000
Issuing Business Licenses & Permits	73,149	61,000	61,000
Plumbing Examiner Fees & Licenses	37,405	27,080	27,100
Electrical Examiner Fees & Licenses	81,820	157,940	110,600
Gas Examination Fees & Licenses	28,286	43,470	30,400
Beer Application Fees	20,387	23,035	23,000
Mechanical Exam Fees & Licenses	100,479	18,900	113,000
Permit Issuance Fees	83,490	73,939	78,000
Exhibitor's Fees	7	59	0
Subdivision Review/Inspection Fees	35,070	29,319	29,900
Adult Entertainment Application Fee	4,600	5,520	5,000
Zoning Letter	30,450	32,049	29,000
Variance Request Fees	10,200	13,284	10,900
Certificates of Occupancy	41,452	19,064	20,000
Sewer Verification Letter Fee	0	50	0
Code Compliance Letter Fees	3,933	3,151	3,000
Modular Home Site Investigation	150	150	0
Plan Checking Fees	444,263	490,146	490,100
Phased Construction Plans Review	0	10,351	10,400
Construction Board of Appeals	2,100	1,350	1,300
Sign Board of Appeals	900	750	800
Historic Zone Construction Fees	22,325	7,425	0
Northshore Design Appeal Fee	5,200	2,475	1,000
Fire Department Permits	266,453	266,453	240,000
Wine In Grocery Store Application	400	0	0
Beer Permit	57,692	57,083	58,000
Misc. licenses and permits	200	2,050	0
TOTAL LICENSES, FEES & PERMITS	\$6,769,131	\$6,470,541	\$6,543,450

	FY22 Actual	FY23 Projected	FY24 Proposed
<u>INTERGOVERNMENTAL REVENUE</u>			
Federal Operations Funds FEMA	\$43,002	\$0	\$0
State Operations Funds TEMA	-59,467	0	0
State – Specialized Training Supplement	654,400	696,000	696,000
State Maintenance of Streets	118,570	62,896	60,000
State Sales Taxes	20,352,689	21,019,996	21,020,000
State Income Taxes	170,346	0	0
State Beer Taxes	82,723	84,666	85,000
State Mixed Drink Taxes	5,355,187	5,552,253	5,657,700
State – Telecommunication Sales Taxes	294,591	315,500	319,000
State Alcoholic Beverage Taxes	183,675	188,037	188,000
State Gas Inspection Fees	332,147	331,776	332,000
Commission from State of TN/Gross Receipts	687,644	411,000	417,000
State Shared Sports Gambling TCA 4-51-304	172,800	307,351	313,000
Hamilton County Ross' Landing/Plaza	1,478,689	1,995,142	1,596,000
Local Option Sales Taxes-General Fund	64,511,180	66,452,419	66,452,000
Local Option Sales Taxes-Out of State	607,246	706,025	584,000
Other Local Governments	314	73,615	0
TOTAL INTERGOVERNMENTAL REVENUE	\$94,985,736	\$98,196,676	\$97,719,700
<u>CHARGES FOR SERVICE</u>			
Current City Court Costs	\$139,987	\$136,451	\$123,000
Court Commissions	4,812	3,977	4,000
Court Clerk's Fees	462,059	440,581	419,000
Delinquent Clerk's Fee	1343	0	0
Service of Process	56	61	0
Delinq. Service of Process	-4,065	0	0
Processing of Release Forms	11,069	9,626	8,000
Court Administrative Costs	125	738	0
Current State Court Costs	1,260	1,607	1,000
Court Translation Fee	0	35	0
Memorial Auditorium Rents	4,245	-2	0
Land & Building Rents	126,909	186,298	167,700
Ballfield Income	19,250	22,358	22,000
Skateboard Park	60	0	0
Carousel Ridership	123,904	101,592	102,000
Walker Pavilion Rents	28,850	34,688	34,700
Heritage Park House Rent	1,005	10,010	10,000
Renaissance Park Rent	3,250	2,150	2,200
Greenway Facilities Rent	220	25,891	25,900

	FY22 Actual	FY23 Projected	FY24 Proposed
Fitness Center	5,838	5,269	5,300
Dock Rental	42,166	29,318	30,800
Ross' Landing Rent	11,129	1,500	3,000
Champion's Club	21,344	30,228	30,200
Recreation Center Rental	1,585	17,373	17,500
Carousel Room Rental	21,381	19,305	19,300
Coolidge Park Rental	21,620	20,252	20,300
Program Fees	6	2	0
Park Event Fee	27,336	26,151	26,000
Kidz Kamp	-639	0	0
Sports Program Fees	15,200	0	0
OutVenture Fees	13,815	10,485	11,000
Therapeutic Kamp Fees	450	450	0
Swimming Pools	87,298	86,676	78,000
Police Report Fees	4,872	4,472	4,000
Memberships	412	0	0
Credit Card Processing Fees	4,698	4,703	4,000
Concessions	3,410	14,343	14,000
Financial Service-EPB	7,200	7,200	7,200
General Pension Admin Costs & Other			
Misc	46,773	46,460	46,500
Other Service Charges	9,675	1,375	0
Returned Check Fee	3,614	572	600
Waste Container Purchases	43,575	44,513	45,400
Non-Profit Request Fee	2,350	0	0
E-citation fee	27	40	0
Treasurer's Commission BID	20,027	8,554	8,700
Miscellaneous	2,336	110	0
	\$1,341,837	\$1,355,412	\$1,291,300
City Court Fines Current	\$ 7,707	\$ 4,855	\$ 5,000
City Court Fines-Speeding Current	33,157	41,980	40,000
City Court Fines Other Driving			
Offenses	370,617	358,936	352,000
City Court Fines Non Driving Offenses	17,214	14,642	15,000
Criminal Court Fines	97,812	73,189	73,000
Traffic Court Parking Ticket Fines	21,378	39,662	20,000
Traffic Court Parking Tickets			
Delinquent	1,105	1,881	1,900
Traffic Court Parking Delinquent Court			
Cost	1,412	2,780	1,400
Air pollution penalties	21,556	20,875	0
Miscellaneous	6,700	350	0
	\$578,659	\$559,150	\$508,300

	FY22 Actual	FY23 Projected	FY24 Proposed
Interest on Investments	\$570,299	\$2,897,937	\$2,898,000
Sale of Back Tax Lots	0	212,528	0
Sale of Equipment	144,716	275,922	267,600
	\$715,015	\$3,386,387	\$3,165,600
Other Income	\$ 1,050	\$0	\$0
Miscellaneous Donations	1,000	750	1,000
Indirect Cost	6,549,000	6,521,170	6,521,170
Payroll Deduction Charges	270	0	0
Plans and Specification Deposits	9,280	7,335	4,000
Municipal Lien	214,660	159,535	168,000
Purchase Card Rebate	23,913	0	0
Take Home Vehicle Fee	76,482	24,510	0
Delinquent Tax Cost Recovery	103,110	114,456	80,000
Miscellaneous Revenue	150,821	1,750	23,990
Other misc. revenue	106	0	0
TOTAL MISCELLANEOUS REVENUE	\$7,129,693	\$6,829,506	\$6,798,160
SUBTOTAL GENERAL FUND REVENUE	\$319,117,722	\$329,213,596	\$329,000,000
GOLF COURSE REVENUE	\$2,214,878	\$2,367,546	\$2,298,629
TOTAL GENERAL FUND REVENUE	\$321,332,600	\$331,581,142	\$331,298,629

and,

WHEREAS, it is necessary to base the appropriations to the various departments of the Municipal Government on the above estimated revenues;

NOW, THEREFORE,

BE IT ORDAINED BY THE CITY COUNCIL OF THE CITY OF CHATTANOOGA, TENNESSEE:

SECTION 1. That for the purpose of raising revenue to operate the various departments, agencies, boards, commissions, offices, divisions or branches of the Municipal Government, and to pay the interest on and retire bonds of said City as they mature, there be and is hereby levied upon all taxable property within the City of Chattanooga, Tennessee, a tax for the year 2023 at a

rate of \$2.25 upon every \$100.00 in assessed value of such taxable property; and to the extent applicable there is also levied a tax at the same rate upon every \$100.00 of Merchant and other Ad Valorem within the corporate limits of the City of Chattanooga, Tennessee.

SECTION 2. That the assessment made by the Assessor of Property of Hamilton County, Tennessee, and by the Tennessee Regulatory Agency for 2023 on all property located within the corporate limits of the City of Chattanooga, Tennessee, be and is hereby adopted as the assessments of the City of Chattanooga.

SECTION 3. That the taxes herein levied on all taxable property within the corporate limits of the City of Chattanooga shall be due and payable at the office of the City Treasurer and Tax Collector OCTOBER 1, 2023, and shall become delinquent MARCH 1, 2024 on which date unpaid taxes shall bear interest at twelve percent (12%) per annum, and a penalty of six percent (6%) per annum, plus other penalties as provided by law, which shall be paid by the taxpayer; provided, that except for taxpayers receiving tax relief under T.C.A. Sections 67-5-702 through 67-5-705.

SECTION 4. That the provisions of the Business Tax Act, Tennessee Code Annotated section 67-4-701, et seq., relative to the authorization of local taxes upon the privilege of engaging in certain types of business activities be and are hereby adopted by reference, and there is hereby levied a Business Tax on all businesses taxable by municipalities under Chapter 387, Public Acts of 1971, as amended, at the maximum rates specified therein. The Tennessee Department of Revenue shall collect the Business Tax on behalf of the City as authorized in T.C.A. § 67-4-703(a). The City Treasurer is authorized and directed to collect such fees and taxes as are authorized by said Act to be collected by the City of Chattanooga, a municipality, together with such interest and

penalties as may become due thereon, at the maximum rate provided by law. The City Treasurer is hereby authorized and directed, in accordance with the Business Tax Act, to register new businesses located within the City and collect a fee of Fifteen Dollars (\$15.00) for issuance of an initial business license upon the City Treasurer's receipt of the application, together with any other information reasonably required, and to issue such license at the time of registration. The City Treasurer is designated as the City official responsible for the registration of businesses located within the City of Chattanooga.

SECTION 5. That the budgets of the various departments, agencies, boards, commissions, offices, divisions, or branches of Municipal Government for the fiscal year beginning July 1, 2023, are fixed as hereafter set out; and the amount so fixed for each is hereby appropriated out of the estimated revenue for said year for the use of that department, agency, board, commission, office, division, branch of government, to-wit:

	FY22 Actual	FY23 Projected	FY24 Proposed
General Government & Supported Agencies	\$82,533,476	\$89,563,021	\$89,740,305
Executive Department	4,555,724	5,590,749	6,495,249
Department of Finance & Administration	6,461,022	6,656,602	7,432,826
Department of Human Resources	2,899,156	3,195,954	3,565,890
Department of Community Development	11,368,635	14,260,347	9,799,347
Department of Police	82,968,937	86,137,752	87,173,664
Department of Fire	56,365,531	59,375,864	62,445,934
Department of Public Works	41,474,207	38,933,725	41,703,949
Department of Parks & Outdoors	12,429,881	14,895,426	16,949,697
Department of Early Learning	788,671	2,751,578	3,161,294
Department of City Planning	601,705	1,090,812	997,216
Department of Equity & Community Engagement	354,487	1,187,018	1,631,376
Department of Economic Development	690,242	1,014,881	5,629,717
Department of Innovation Delivery & Performance	1,617,256	377,435	2,273,536
SUBTOTAL	\$305,108,933	\$325,031,164	\$339,000,000

	FY22 Actual	FY23 Projected	FY24 Proposed
Golf Course	\$2,231,935	\$2,172,972	\$2,298,629
TOTAL GENERAL FUND	\$307,340,868	\$327,204,136	\$331,298,629
Estimated Incr(Decr) in Fund Balance	\$13,991,732	\$ 4,377,006	\$-10,000,000
Beginning Unassigned Fund Balance July 1	\$108,963,648	\$122,955,380	\$127,332,386
Ending Unassigned Fund Balance June 30	\$122,955,380	\$127,332,389	\$117,332,386
Ending Unassigned Fund Balance (% of Total Approp.)	40.01%	38.92%	34.38%
DEPARTMENT OF EXECUTIVE BRANCH			
Executive Office Administration	\$2,916,228	\$2,800,977	\$2,624,457
Office of Community Health	599,009	1,347,533	1,906,170
Family Justice Center	747,937	863,328	993,384
Innovation Funding	0	100,000	300,000
Mayor Communications	292,550	478,911	671,238
TOTAL	\$4,555,724	\$5,590,749	\$6,495,249
DEPARTMENT OF FINANCE & ADMINISTRATION			
City General Tax Revenue	\$13,426	\$0	\$0
Finance Office	3,365,432	3,191,363	3,607,384
Grants and Opportunities	149,354	367,483	552,100
City Treasurer	1,559,182	1,626,949	1,801,048
Delinquent Tax	135,857	151,000	163,000
City Court Clerk's Office	1,237,772	1,319,807	1,309,294
TOTAL	\$6,461,022	\$6,656,602	\$7,432,826
DEPARTMENT OF HUMAN RESOURCES			
Human Resources Admin	\$2,125,902	\$1,694,495	\$1,894,573
Employee Training	1,239	232,338	265,303
Employees Insurance Office	424,415	587,075	690,889
Employees Safety Program	139,851	468,274	280,771
Risk Management	0	0	250,853
On Job Injury Admin	198,792	198,772	183,501
Physical Exam - Police	8,957	15,000	0
TOTAL	\$2,899,156	\$3,195,954	\$3,565,890

	FY22 Actual	FY23 Projected	FY24 Proposed
DEPARTMENT OF COMMUNITY DEVELOPMENT			
ECD Homeless Outreach Program	\$17,990	\$0	\$0
CD Office of Family Empowerment	0	384,092	419,441
Neighborhood Service Development	118	0	0
Code Enforcement Office	2,004,869	2,707,843	0
Back Tax Properties Abatement	0	150,000	0
Administration	843,836	925,737	969,772
Home Repair Program	12,037	0	0
Community Centers Administration	1,160,201	670,408	704,589
Kids Kamp	97,619	391,586	444,000
Avondale Community Center	285,066	59,958	53,900
Brainerd Community Center	698,265	84,278	86,300
Carver Community Center	571,504	192,237	42,500
East Chattanooga Community Center	284,039	30,930	33,300
East Lake Community Center	266,965	45,938	61,200
Eastdale Community Center	253,283	28,091	36,400
First Centenary Community Center	66,993	4,148	9,000
Frances B. Wyatt Community Center	87,045	20,719	27,800
Glenwood Community Center	281,197	49,281	48,600
John A. Patten Community Center	326,688	37,093	51,100
North Chattanooga Community Center	215,101	29,292	26,800
Shepherd Community Center	367,028	38,231	50,060
South Chattanooga Community Center	361,746	79,645	94,600
Tyner Community Center	320,401	35,107	42,300
Washington Hills Community Center	284,829	32,178	43,100
Westside Community Center	159,385	9,631	16,000
Hixson Community Center	335,023	43,955	46,600
Cromwell Community Center	95,760	15,555	13,000
North River Center Programs	131,934	138,748	40,600
Eastgate Center Programs	210,052	247,882	94,300
Heritage House Programs	153,695	185,643	18,100
Fitness Center	27,940	0	0
Homeless & Supportive Housing	1,101,960	2,265,611	0
Neighborhood Service Development	346,067	571,167	0
Public Communication	0	85,879	128,614
CD Community Center Staffing	0	4,568,279	6,197,371
CD Teen Programming	0	131,205	0
TOTAL	\$11,368,635	\$14,260,347	\$9,799,3474

	FY22 Actual	FY23 Projected	FY24 Proposed
DEPARTMENT OF POLICE			
Chief of Police	\$ 946,838	\$1,490,559	\$1,929,983
Internal Affairs	2,031,799	2,011,411	2,124,670
Uniform Services Command Office	352,114	2,571,503	33,362,579
Community Outreach Services	1,145,978	2,497,514	2,047,065
Special Operations Division	5,326,530	5,640,617	6,391,898
Police Patrol Alpha	5,159,370	4,738,290	0
Police Patrol Bravo	1,557,217	50	0
Police Patrol Charlie	5,694,331	6,902,114	0
Police Bike Patrol	371,204	575,215	0
Police Patrol Echo	4,166,471	3,938,403	0
Police Patrol Fox	4,347,192	4,228,285	0
Police Patrol Delta	4,596,296	4,589,346	0
Police Patrol George	4,079,026	4,190,167	0
Investigative Services	767,179	3,589,483	3,365,380
Major Crimes	10,487,497	9,524,801	8,960,699
Special Investigations	4,137,135	3,763,573	4,062,661
Special Victims Unit at FJC	1,700,010	2,206,672	2,054,610
Police Admin. Support & Tech Serv.	2,029,066	1,563,680	2,722,748
Police Training Recruiting	5,936,301	5,271,215	3,222,009
Police Budget & Finance	450,952	577,650	0
Police Facilities & Security	6,808,044	7,079,141	7,171,875
Police Facilities - East 11th Street	10,020	15,439	0
Real Time Intelligence Center (RTIC)	3,318,170	1,534,568	1,420,353
Records Management & Services	353,406	428,239	611,311
Polygraph	37,387	37,826	0
Police Communications Center	5,329,093	5,250,165	5,707,915
Animal Services	1,830,310	1,921,826	2,017,908
TOTAL	\$82,968,937	\$86,137,752	\$87,173,664
DEPARTMENT OF FIRE			
Fire Administration	\$ 805,211	\$9,532,910	\$7,846,322
Fire Operations	47,979,177	49,842,954	54,599,612
Fire Station # 1	60,357	0	0
Fire Station # 3	31,445	0	0
Fire Station # 4	20,038	0	0
Fire Station # 5	18,065	0	0
Fire Station # 6	22,015	0	0
Fire Station # 7	45,922	0	0

	FY22 Actual	FY23 Projected	FY24 Proposed
Fire Station # 8	12,860	0	0
Fire Station # 9	17,784	0	0
Fire Station # 10	35,431	0	0
Fire Station # 11	23,753	0	0
Fire Station # 12	14,729	0	0
Fire Station # 13	20,373	0	0
Fire Station # 14	16,770	0	0
Fire Station # 15	11,590	0	0
Fire Station # 16	23,673	0	0
Fire Station # 17	10,687	0	0
Fire Station # 19	17,393	0	0
Fire Station # 20	27,885	0	0
Fire Station # 21	15,073	0	0
Fire Station # 22	32,313	0	0
Fire Tactical Services	541,898	0	0
Fire Training Division	1,931,975	0	0
Fire Deputy Chief Admin	434,857	0	0
Fire Marshall Staff	2,096,129	0	0
Fire Logistics & Technology	2,098,125	0	0
TOTAL	\$56,365,531	\$59,375,864	\$62,445,934

DEPARTMENT OF PUBLIC WORKS

Public Works Administration	\$1,143,800	\$ 634,333	\$ 670,541
City Engineer	1,303,882	1,844,326	1,678,007
Field Surveyors	172,730	230,976	240,043
Facilities Management	612,714	880,538	1,064,436
Mail Room	96,435	131,380	102,823
Building Maintenance	1,966,338	2,263,514	2,462,477
Storage on Main Street	51,932	50,105	26,000
GIS	305,475	290,896	0
PW Summer Youth Work Program	12,421	40,978	0
Scenic Cities Beautiful	19,060	57,358	70,583
YFD Facilities Maintenance	329,236	570,030	179,850
Parks and Outdoors Facilities Maintenance	0	0	64,751
Public Works Utilities	174,125	174,078	179,959
Solid Waste Disposal	5,564,850	5,514,153	5,558,400
Public Works Summer Work Program	0	5,378	0
CWS Admin	1,376,453	1,433,067	1,524,730

	FY22 Actual	FY23 Projected	FY24 Proposed
CWS Emergency	714,490	783,301	835,585
CWS Central Business District	528,820	552,829	634,657
CWS Street Cleaning Crews	996,782	1,130,026	1,297,935
CWS Mowing Tractors/Leaf Collection	1,131,736	958,730	1,027,853
CWS Street Sweeping	811,980	697,368	705,649
Brush Pick-up	1,810,520	699,212	1,580,093
Garbage Pick-up	6,467,839	7,382,489	6,257,512
Trash Flash Pick-up	887,552	819,959	766,170
Recycle Pick-up	1,256,392	1,133,147	1,255,685
Refuse Collection Centers	870,816	664,966	564,364
Container Management	418,298	552,573	540,347
Municipal Forestry	1,201,933	1,332,852	1,275,447
Land Development Office	3,189,098	3,640,454	3,469,841
Short Term Vacation Rental Inspections	0	0	225,000
Board of Plumbing Examiners	1	125	250
Board of Electrical Examiners	0	488	925
Board of Mechanical Examiners	411	188	375
Board of Gas Fitters	0	188	375
Board of Appeals & Variances	6,229	8,531	10,550
LDO Code Enforcement	0	0	2,633,107
Back Tax Properties Abatement	0	0	150,000
Traffic Operations	6,267,532	2,324,767	2,871,631
Street Lighting	4,765	0	0
Transportation Administration	382,027	594,958	474,311
Smart Cities Operations	302,828	0	0
Complete Streets	1,005,007	1,495,549	0
Transport Design and Engineering	89,703	39,915	1,303,687
TOTAL	\$41,474,207	\$38,933,725	\$41,703,949
DEPARTMENT OF PARKS & OUTDOORS			
Administration	\$1,159,518	\$1,678,136	\$1,233,059
Support Services	907,943	1,011,593	772,593
Sports Programs	566,106	696,369	599,134
Parks & Outdoors Aquatics	379,575	431,823	555,148
Champion's Club	470,353	371,916	540,107
Summit of Softball	584,384	725,908	724,976
Parks & Outdoors Kids Kamp	263,096	0	0
Parks & Outdoors Communication	0	47,128	326,347
Parks & Outdoors Recreation Admin	0	172,727	918,442

	FY22 Actual	FY23 Projected	FY24 Proposed
Therapeutic Programs	162,234	335,547	461,314
Fitness Center	20,287	361,490	309,211
Skate Park	16,823	78,781	57,305
Rec Prog - Sports	799	0	0
Outdoor Chattanooga	534,008	519,812	724,715
Special Events	3,703	367,004	628,057
Parks Administration	739,543	754,261	685,931
Parks Special Events	237,321	0	0
Park Maint - Parks Playgrounds& Facil.	419,745	408,131	337,105
Park Maint - Buildings and Structures	7,350	60,865	252,669
Park Maint - City Wide Park Maintenance	1,564,781	1,670,492	1,855,552
Park Maint - City-Wide Security	6,312	0	0
Park Maint - Athletic Facilities	167	0	0
Park Mgmt - Landscape Miller Park	230,968	0	0
Park Mgmt - Heritage Park	25,722	0	0
Park Mgmt - Greenway Farm	10,499	0	0
Park Mgmt - Rivermont Park	43,407	0	0
Park Mgmt - East Lake	7,853	0	0
Park Mgmt - Landscape Mechanic	405	0	0
Shared Maint - TN Riverpark DT North	2,556,297	2,832,337	3,373,242
Shared Maint - Carousel Operations	82,860	50,866	63,892
Shared Maint - TN Riverpark Security	374,282	353,720	307,894
Shared Maint - TN Riverpark DT Riverwa	784	126,169	173,438
Shared Maint - TN Riverpark Capital	209,520	410,000	510,000
Shared Maint Arts Culture & Creative Economy	93,235	230,351	346,138
Chattanooga Zoo at Warner Park	750,000	750,000	743,428
Public Art Admin {Gen Fd}	0	450,000	450,000
TOTAL	\$12,429,881	\$14,895,426	\$16,949,697
DEPARTMENT OF EARLY LEARNING			
Early Learning Administration	\$ 448,298	\$1,661,578	\$ 840,543
Youth Development	19,616	1,090,000	1,090,000
Youth Development - CAPS	25,443	0	0
Education	259,605	0	0
Office of Early Learning	35,709	0	359,377
Community Forward	0	0	871,374
TOTAL	\$788,671	\$2,751,578	\$3,161,294

	FY22 Actual	FY23 Projected	FY24 Proposed
DEPARTMENT OF CITY PLANNING			
Administration	\$ 339,458	\$1,066,042	\$ 997,216
Strategic Capital Planning	135,166	136	0
Sustainability	127,081	24,634	0
TOTAL	\$601,705	\$1,090,812	\$997,216
DEPARTMENT OF EQUITY & COMMUNITY ENGAGEMENT			
Administration	\$ 354,487	\$1,187,018	\$1,140,955
ECE Neighborhood Services	0	0	\$490,421
TOTAL	\$354,487	\$1,187,018	\$1,631,376
DEPARTMENT OF ECONOMIC DEVELOPMENT			
Administration	\$ 306,405	\$ 816,869	\$1,993,038
Economic Development	17,872	308	0
Back Tax Properties & Abatement	66,343	0	0
Workforce Development	176,654	197,662	995,369
Arts, Culture & the Creative Economy	109,394	0	0
Shared Maint Riverpark Art	8,230	0	0
Memorial Auditorium	4,410	0	0
Tivoli Theatre	934	0	0
Economic Opportunity Housing Access	0	42	0
Econ Development - Homeless and Supportive Housing	0	0	2,641,310
TOTAL	\$690,242	\$1,014,881	\$5,629,717
DEPARTMENT OF INNOVATION DELIVERY & PERFORMANCE			
Administration	\$395,697	\$129,400	\$592,802
Office of Performance Management & Open Data	376,837	149,000	510,605
311 Call Center	844,722	99,035	1,170,129
TOTAL	\$1,617,256	\$377,435	\$2,273,536
Golf Course			
Brainerd	\$1,076,623	\$1,107,932	\$1,156,550
Brown Acres	1,155,312	1,065,040	1,142,079
TOTAL	\$2,231,935	\$2,172,972	\$2,298,629

SECTION 5(a). GENERAL GOVERNMENT & SUPPORTED AGENCIES. The initials "A.O." as they appear in this Section, or elsewhere in the Ordinance, shall mean "Appropriation Only" which is hereby defined to mean that the amount as is shown being appropriated is only the appropriation of the City toward the total budget of such department, agency, board, commission, office or division or branch of government and is not to be construed to mean that such amount is its total budget or appropriation. The initials "A.S.F." as they appear in this Section, or elsewhere in this Ordinance, shall mean "Appropriation to Special Fund" which is hereby defined to mean that the amount as is shown being appropriated is to a Special Fund that will not revert to the General Fund at the end of the fiscal year.

		FY22	FY23	FY24
		Actual	Projected	Proposed
City Council		\$728,706	\$970,101	\$931,179
City Judges Division 1		548,410	531,705	636,140
City Judges Division 2		515,224	0	0
City Attorney Operations		1,799,867	1,733,844	1,979,240
Internal Audit		771,828	829,403	862,154
Technology Services		14,624,404	15,420,225	19,432,147
Purchasing		867,753	65,748	1,282,456
AIM Center, Inc	A.O.	63,700	0	0
Air Pollution Control Bureau	A.S.F.	270,820	330,168	330,168
Arts Build	A.O.	266,250	0	0
Bessie Smith Cultural Center	A.O.	95,000	0	0
Bethlehem Center	A.O.	63,700	0	0
CARTA Subsidy	A.O.	5,800,000	5,800,000	5,800,000
Council for Alcohol and Drug Abuse Services, Inc.	A.O.	25,000	0	0
Chambliss Center for Children	A.O.	350,000	0	0
Chattanooga Area Food Bank	A.O.	20,000	0	0
Chattanooga Area Urban League	A.O.	132,000	0	0
Chattanooga Basketball		90,000	0	0
Chattanooga Community Kitchen	A.O.	70,000	0	0
Chattanooga Design Studio	A.O.	200,000	0	0
Chattanooga Football Club Found.	A.O.	17,500	0	0
Chattanooga Goodwill Industries	A.O.	10,000	0	0

		FY22	FY23	FY24
		Actual	Projected	Proposed
Chattanooga Neigh. Enterprises	A.O.	705,000	0	0
Chattanooga Public Library	A.S.F.	7,130,586	7,311,000	7,311,000
Chattanooga Room in the Inn	A.O.	24,000	0	0
Children's Advocacy Center	A.O.	63,700	0	0
Community Development	A.S.F.	0	0	71,000
Creative Discovery Museum	A.O.	20,000	0	0
Enterprise South Nature Park	A.O.	663,161	860,264	506,674
Greater Chattanooga Sports & Events	A.O.	100,000	0	0
Habitat for Humanity of Chattanooga	A.O.	40,000	0	0
Helen Ross McNabb	A.O.	60,760	0	0
Heritage Hall Fund	A.S.F.	76,985	100,263	100,603
Homeless Coalition	A.O.	70,000	0	0
Human Services	A.S.F.	1,359,693	350,000	765,000
Joe Johnson Mental Health	A.O.	58,800	0	0
LaPaz Chattanooga	A.O.	49,000	0	0
Lookout Mountain Conservancy	A.O.	12,000	0	0
Launch	A.O.	59,375	0	0
Orange Grove	A.O.	106,000	0	0
Partnership for Family, Children & Adults	A.O.	63,700	0	0
Pathway Lending	A.O.	50,000	0	0
Regional Planning Agency	A.S.F.	2,003,663	2,596,669	2,596,669
Signal Center	A.O.	875,000	0	0
Speech & Hearing Center	A.O.	67,700	0	0
Tennessee RiverPark	A.O.	1,507,144	1,320,506	1,326,050
United Way of Greater Chattanooga	A.O.	465,438	425,000	467,500
WTCI-TV-Channel 45	A.O.	80,000	0	0
Debt Service Fund		19,924,060	19,878,455	19,975,645
Capital Improvements		13,225,000	2,500,000	2,500,000
Election Expense		198,658	67,917	50,000
City Code Revision		1,598	10,000	15,000
Unemployment Insurance		22,485	100,000	75,000
Contingency Fund Appropriation		849,854	1,730,173	4,311,830
Renewal & Replacement		479,329	1,000,000	1,200,000
Audits, Dues & Surveys		119,747	170,000	175,000
Intergovernmental Relations		352,102	401,487	375,000
City Water Quality Management Fees		625,089	683,136	705,000
HCS EDconnect		0	1,166,075	0
Liability Insurance Premiums		1,000,000	1,400,000	3,000,000

	FY22	FY23	FY24
	Actual	Projected	Proposed
Edu. Contribution (per TCA 57-4-306)	2,677,594	2,763,975	2,828,850
Enterprise South Indust. Park Admin.	3,093	8,907	6,000
Technology Replacement Fund Allocation	0	650,000	100,000
Tuition Assistance Program	13,000	13,000	25,000
Agency Contracted Services	0	80,000	0
TOTAL	\$82,533,476	\$71,268,021	\$79,740,305

SECTION 6. That there be and is hereby established a budget for each of the following special funds for Fiscal Year 2023-2024

	FY22	FY23	FY24
	Actual	Projected	Proposed
<u>1111 ECONOMIC DEVELOPMENT</u>			
ESTIMATED REVENUE			
Local Option Sales Tax	\$17,377,689	\$18,017,016	\$18,200,000
Local Option Tourist Development Zone	375,915	1,720,950	0
Investment Income	207,667	0	0
Ham Co Local Option Out of State Sales Tax	171,275	563,490	211,000
Interest Earned Non-cap Proj Fds	207,667	0	0
TOTAL	\$18,132,545	\$20,301,456	\$18,411,000
APPROPRIATIONS			
Economic Development Capital Projects	\$11,412,000	\$8,250,000	\$7,750,000
Chattanooga Chamber of Commerce A.O.	0	500,000	500,000
Chamber Equity Initiative	25,000	25,000	25,000
Chamber of Commerce Marketing & Industrial Services	75,000	75,000	75,000
Enterprise Ctr - Operating Support A.O.	0	977,350	1,057,350
Enterprise Ctr - Digital Equity Programs A.O.	0	646,000	646,000
Public Edu. Foundation STEP-UP Chatt. A.O.	75,000	75,000	75,000
Contingency	0	450,000	523,627
Chatt Area Convention Tourism (IRONMAN)	0	0	120,000
Sales Tax Commission	175,490	180,170	182,000
TDZ transfer to CDRC to Cover Debt	375,915	0	0
Thrive Regional Partnership A.O.	0	100,000	100,000
Carter Street Corporation A.O.	0	200,000	200,000

	FY22 Actual	FY23 Projected	FY24 Proposed
SRC Lease Payments	5,925,748	7,153,234	7,157,023
TOTAL	\$18,064,152	\$18,631,754	\$18,411,000
Estimated Incr(Decr) in Fund Balance	\$68,393	\$1,669,702	\$0
Beginning Fund Balance July 1	\$9,915,912	\$9,984,305	\$11,654,007
Ending Fund Balance June 30	\$9,984,305	\$11,654,007	\$11,654,007
Ending Fund Balance as a % of Total Appropriations	55.27%	62.55%	63.30%

2030 YFD - OFFICE OF FAMILY EMPOWERMENT

ESTIMATED REVENUE

Federal	\$12,516,993	\$16,132,779	\$14,701,607
State	3,999,297	758,000	758,000
City of Chattanooga - Transfer In	1,359,693	0	0
City of Chattanooga - Transfer In (Social Services Admin)	0	293,887	300,000
City of Chattanooga - Transfer In (Headstart)	0	350,000	350,000
City of Chattanooga - Transfer In (FGP)	0	95,000	95,000
Charges for Service	286	0	0
TOTAL	\$17,876,269	\$17,629,666	\$16,204,607

APPROPRIATIONS

Administration	\$1,162,137	\$293,887	\$300,000
Headstart Supplement	0	350,000	350,000
FGP Supplement	0	93,322	95,000
Headstart	12,348,609	16,418,824	14,987,652
Foster Grandparents	468,973	471,955	471,955
Low Income Energy Assistance Program*	2,750,582	0	0
Community Services Block Grant (CSBG)*	922,461	0	0
Other	1,178	0	0
TOTAL	\$17,653,941	\$17,627,988	\$16,204,607

Estimated Incr(Decr) in Fund Balance	\$222,328	\$1,678	\$0
Beginning Fund Balance July 1	\$536,912	\$759,240	\$760,918
Ending Fund Balance June 30	\$759,240	\$760,918	\$760,918
Ending Fund Balance as a % of Total Appropriations	4.30%	4.32%	4.70%

*Grants moved to Fund 2060

	FY22 Actual	FY23 Projected	FY24 Proposed
2050 STATE STREET AID			
ESTIMATED REVENUE			
State Shared Ops St Aid 1989 Amended Gas Tax	\$505,542	\$622,608	\$500,526
State Shared Ops Street Aid Gas Tax	3,249,722	3,971,347	3,586,000
State Shared Ops Street Aid Add 3 Cent Tax	936,735	1,149,641	960,000
State Shared Ops St Aid 2017 Improve Act Gas Tax	1,635,026	2,001,458	1,600,000
Other	51,972	0	0
TOTAL	\$6,378,998	\$7,745,054	\$6,646,526

APPROPRIATIONS

Operations	\$4,121,626	\$5,383,051	\$6,646,526
Transfer Out - Public Works Capital	2,555,000	1,050,000	1,000,000
TOTAL	\$6,676,626	\$6,433,051	\$7,646,526
Estimated Incr(Decr) in Fund Balance	-\$297,628	\$1,312,003	-\$1,000,000
Beginning Fund Balance July 1	\$6,499,624	\$6,201,996	\$7,513,999
Ending Fund Balance June 30	\$6,201,996	\$7,513,999	\$6,513,999
Ending Fund Balance as a % of Total Appropriations	92.89%	116.80%	85.19%

2060 COMMUNITY DEVELOPMENT FUND

ESTIMATED REVENUE

Federal and State *	\$2,982,156	\$8,349,652	\$8,733,000
OFE-State Appropriation	0	25,050	25,050
City of Chatt-Transfer In (Comm Assist Gen Relief)	0	0	25,000
City of Chatt-Transfer In (Comm Assist Admin)	0	0	46,000
Miscellaneous/Other	226,192	96,800	5,000
TOTAL	\$3,208,348	\$8,471,502	\$8,834,050

APPROPRIATIONS

Administration	\$2,906	\$0	\$0
Community Development Programs	1,357,698	2,300,000	2,505,000
Home Investment Programs	590,279	200,000	300,000
Emergency Shelter Programs	456,414	300,000	300,000
Low Income Energy Assistance Program (LIHEAP)**	0	3,231,029	3,200,000

	FY22 Actual	FY23 Projected	FY24 Proposed
Community Services Block Grant (CSBG)**	0	1,032,545	1,033,000
Low-Income Households Water Asst Pgm (LIHWAP)	0	1,000,000	1,200,000
Chattanooga Neighborhood Enterprise	0	200,000	200,000
OFE - State Appropriation	0	25,050	25,050
Comm. Assist City General Relief (City Approp)	0	25,000	25,000
Community Assist. Admin - (City Approp)	0	56,381	46,000
Other Programs	476,352	0	0
Transfers	324,699	0	0
TOTAL	\$3,208,348	\$8,370,005	\$8,834,050
Estimated Incr(Decr) in Fund Balance	\$0	\$101,497	\$0
Beginning Fund Balance July 1	\$2,368,874	\$2,368,874	\$2,470,371
Ending Fund Balance June 30	\$2,368,874	\$2,470,371	\$2,470,371
Ending Fund Balance as a % of Total Appropriations	73.83%	29.51%	27.96%
* FY22 includes CDBG Block Grant Funds and CDBG-CV stimulus funds			
**FY22 was included in Fund 2030			

2070 HOTEL/MOTEL TAX FUND

ESTIMATED REVENUE

Occupancy Tax	\$8,651,564	\$7,968,522	\$8,048,000
Short Term Vacation Rentals	940,392	909,159	909,000
Short Term Vacation Rental Int & Pen	875	577	600
Interest Revenue	9,908	4,584	4,600
TOTAL	\$9,602,739	\$8,882,842	\$8,962,200

APPROPRIATIONS

PW Cap. Fund or related Waterfront Capital	\$500,000	\$0	\$4,500,000
Hotelier Collection Fee	188,614	235,739	307,900
Hamilton County Accounting Fee	92,930	104,296	148,531
Transfer to Capital	0	4,000,000	0
Debt Service	3,811,585	3,944,430	4,005,769
TOTAL	\$4,593,129	\$8,284,465	\$8,962,200

Estimated Incr(Decr) in Fund Balance	\$5,009,610	\$598,377	\$0
Beginning Fund Balance July 1	\$4,537,601	\$9,547,211	\$10,145,588
Ending Fund Balance June 30	\$9,547,211	\$10,145,588	\$10,145,588

	FY22 Actual	FY23 Projected	FY24 Proposed
Ending Fund Balance as a % of Total Appropriations	207.86%	122.47%	113.20%

3100 DEBT SERVICE FUND

ESTIMATED REVENUE

General Fund	\$19,924,060	\$19,528,455	\$19,975,654
CDBG (Fannie Mae Loan)	324,699	316,895	310,006
Hotel/Motel Tax	3,811,585	3,944,430	4,006,769
Other Sources-Golf Course	63,712	56,582	85,566
TOTAL	\$24,124,056	\$23,846,362	\$24,377,995

APPROPRIATIONS

Principal	\$18,145,412	\$18,010,375	\$18,326,297
Interest	5,669,071	5,745,763	5,951,698
Bank Service Charges	31,628	31,101	100,000
TOTAL	\$23,846,112	\$23,787,239	\$24,377,995

Estimated Incr(Decr) in Fund Balance	\$277,944	\$59,123	\$0
Beginning Fund Balance July 1	\$2,393,395	\$2,671,339	\$2,730,462
Ending Fund Balance June 30	\$2,671,339	\$2,730,462	\$2,730,462
Ending Fund Balance as a % of Total Appropriations	11.20%	11.48%	11.20%

6010 WASTE WATER FUND

ESTIMATED REVENUE

Sewer Service Charges	\$87,036,401	\$88,736,796	\$93,266,093
Industrial Surcharges	2,132,432	2,650,000	2,650,000
Septic Tank Charges	692,395	745,551	790,284
<i>Wheelage and Treatment:</i>			
Hamilton County, TN	2,979,404	3,289,876	3,487,269
Lookout Mountain, TN	227,490	218,254	231,349
Lookout Mountain, GA	108,496	139,522	147,893
Walker County, GA	2,196,774	1,959,949	2,077,546
Collegedale, TN	1,140,920	1,407,648	1,492,107
Soddy-Daisy, TN	811,127	506,416	533,621
East Ridge, TN	3,816,570	3,354,441	3,555,708
Windstone	69,884	78,045	82,728
Rossville, GA	1,054,749	844,819	895,508
Red Bank, TN	1,689,855	1,224,299	1,297,757

	FY22 Actual	FY23 Projected	FY24 Proposed
Northwest Georgia	2,831,212	2,458,872	2,606,404
Catoosa-Ringgold, GA	901,376	931,294	987,171
Dade County, GA	28,056	28,263	29,959
Industrial User Permits	80,910	127,368	100,000
Industrial User Fines	7,900	500	0
Garbage Grinder Fees	221,565	217,176	116,418
Other Revenue/Charges	18,408	2,539	0
Operating Revenue:	\$108,045,924	\$108,921,628	\$114,347,815
Interest Earnings	\$11,357	\$667,494	\$500,000
Total Revenues	\$108,057,281	\$109,589,122	\$114,847,815

APPROPRIATIONS

Operations & Maintenance:

Administration	\$5,722,792	\$5,834,036	\$8,290,897
Laboratory	881,303	924,630	1,533,645
Engineering	1,187,641	1,603,053	3,122,493
Plant Maintenance	10,443,414	11,267,470	13,287,414
Sewer Maintenance	4,129,170	6,785,417	10,157,526
Moccasin Bend - Liquid Handling	8,104,358	11,641,528	14,832,307
Inflow & Infiltration	2,002,445	2,373,807	4,169,503
Safety & Training	149,657	317,260	429,970
Pretreatment/Monitoring	615,968	692,103	1,377,369
Moccasin Bend - Solid Handling	3,766,310	2,956,261	3,816,941
Moccasin Bend - Landfill Handling	2,597,827	2,161,288	2,100,000
Combined Sewer Overflow	142,144	153,350	199,400
Inventory Moc Bend	695,377	0	0
Pump Station Operations	1,200,582	1,163,665	2,360,674
Equalization Station	42,458	85,000	100,000
Contingency	128,223	1,950,751	2,155,883
Total Operations & Maintenance	\$41,809,669	\$49,909,619	\$67,934,022

Pumping Stations:

Mountain Creek Pump Station	\$210,566	\$23,572	\$26,050
Citico Pump Station	375,455	348,200	404,400
Friar Branch Pump Station	175,155	171,812	185,400
Hixson 1, 2, 3, & 4 Pump Stations	139,766	89,422	135,050
19th Street Pump Station	48,932	50,377	75,900
Orchard Knob Pump Station	30,925	19,273	37,250

	FY22 Actual	FY23 Projected	FY24 Proposed
South Chickamauga Pump Station	476,806	396,953	502,600
Tiftonia 1 & 2 Pump Stations	68,106	60,178	117,100
23rd Street Pump Station	484,947	148,997	172,850
Latta Street Pumping Stations	7,816	4,873	13,250
Murray Hills Pump Station	17,664	15,755	35,850
Highland Park Pump Station	29,511	29,542	41,100
Big Ridge 1-5 Pump Stations	113,582	181,366	139,100
Dupont Parkway Pump Station	27,152	27,740	69,650
VAAP Pump Station	45,836	58,576	61,800
Northwest Georgia Pump Station	67,662	68,140	89,600
Brainerd Pump Station	19,813	19,296	36,250
East Brainerd Pump Station	59,398	57,832	73,000
North Chattanooga Pump Station	16,503	12,379	40,150
South Chattanooga Pump Station	4,648	3,930	11,420
Ooltewah-Collegedale Pump Station	6,726	3,921	15,450
Odor Control Pump Stations	918,114	1,226,755	1,580,000
Enterprise South Pump Station	11,502	13,211	17,750
River Park Pump Station	0	0	2,800
Ringgold Pump Station	5,257	5,728	26,000
Regional Metering Stations	0	0	9,100
Winterview	467	447	450
Total Pumping Stations	\$3,362,309	\$3,038,275	\$3,919,320
Total Ops, Maint. & Pumping Stations	\$45,171,978	\$52,947,894	\$71,853,342
Capital Improvement			
Appropriation to Capital	\$0	\$50,000,000	\$53,850,000
Debt Service			
Principal	\$9,725,982	\$12,239,636	\$12,787,049
Interest	3,020,122	3,155,055	3,074,044
Bank Fees	137,150	173,660	185,408
Sub Total Debt Service	12,883,254	15,568,351	16,046,501
TOTAL	\$58,055,232	\$118,516,246	\$141,749,843
Estimated Incr(Decr) in Fund Balance	\$50,002,049	-\$8,927,124	-\$26,902,028
Beginning Fund Balance July 1	\$102,740,117	\$152,742,166	\$143,815,042
Ending Fund Balance June 30	\$152,742,166	\$143,815,042	\$116,913,014
Ending Fund Balance as a % of Total Appropriations	263.10%	121.35%	82.48%

	FY22 Actual	FY23 Projected	FY24 Proposed
6020 <u>SOLID WASTE & SANITATION FUND</u>			
ESTIMATED REVENUE			
Landfill Tipping Fees	\$726,588	\$880,637	\$500,000
City Tipping Fees	4,429,000	4,429,000	4,429,000
Sale of Property / Scrap	25,440	16,858	30,000
Sale of Recyclables	14,369	0	0
Miscellaneous	288,230	21,323	20,000
Total	\$5,483,626	\$5,347,818	\$4,979,000
APPROPRIATIONS			
Recycling Center	\$1,008,998	\$1,009,841	\$991,297
Waste Disposal – Birchwood & Summit Monitoring	1,326	0	0
Waste Disposal – City Landfill	1,262,913	2,736,817	2,525,170
Compost Waste Center	595,024	699,535	644,507
Principal	636,630	618,224	635,970
Interest	127,753	106,138	81,819
Bank Fees	610	1,166	1,155
Capital Improvement	106,099	0	0
Solid Waste Reserve	1,105	0	0
Household Hazardous Waste	130,959	97,779	99,082
Other	5,537	0	0
TOTAL	\$3,876,954	\$5,269,500	\$4,979,000
Estimated Incr(Decr) in Fund Balance	\$1,606,672	\$78,318	\$0
Beginning Fund Balance July 1	\$3,734,835	\$5,341,507	\$5,419,825
Ending Fund Balance June 30	\$5,341,507	\$5,419,825	\$5,419,825
Ending Fund Balance as a % of Total Appropriations	137.78%	102.85%	108.85%

6030 STORM WATER FUND

ESTIMATED REVENUE

Stormwater Fee	\$31,160,448	\$34,153,906	\$32,000,000
Stormwater Permits	521,167	495,089	450,000
Revenue Adjustments/ Bad Debt Expense	-2,727,328	0	0
Interests	163,074	372,427	0

	FY22 Actual	FY23 Projected	FY24 Proposed
Other	23,895	4	0
TOTAL	\$29,141,256	\$35,021,426	\$32,450,000
APPROPRIATIONS			
Stormwater Management Administration	\$4,471,409	\$6,676,054	\$7,387,329
Stormwater Maintenance & Operations	7,279,051	7,967,582	10,599,012
Stormwater Site Development	1,128,031	965,806	1,543,086
Stormwater Engineering & Project Mgmt	1,403,999	2,487,096	2,846,653
Stormwater Public Education	123,130	110,887	440,504
Renewal & Replacement	16,756	7,390	101,000
Brainerd Levee 1, 2, 3	0	55,532	53,925
Stormwater Orchard Storm Station	0	25,394	22,325
Stormwater Mgmt General Fund Subsidy	4,136	0	4,000
Minor Storm Stations	160,819	14,100	14,100
Stormwater Green Infrastructure Maintenance	0	556,000	1,144,025
Principal	1,299,124	1,292,250	1,296,582
Interest	532,551	477,480	417,864
Bank Service Charges	306	345	376
Appropriation to Capital Project Fund	0	9,835,000	11,042,500
other	713	0	0
TOTAL	\$16,420,025	\$30,470,916	\$36,913,281
Estimated Incr(Decr) in Fund Balance	\$12,721,230	\$4,550,510	-\$4,463,281
Beginning Fund Balance July 1	\$41,462,068	\$54,183,298	\$58,733,808
Ending Fund Balance June 30	\$54,183,298	\$58,733,808	\$54,270,527
Ending Fund Balance as a % of Total Appropriations	329.98%	192.75%	147.02%

6070 TENNESSEE VALLEY REGIONAL COMMUNICATION SYSTEM

ESTIMATED REVENUE

Federal Maintenance Fees	\$33,079	\$38,783	\$45,493
Ham Co Ops Radio & Electronics	0	276,415	282,083
State Maintenance Fee	34,373	28,462	32,321
Other Government Maintenance Fee	1,456,327	1,230,262	1,176,202
TVRCS Other Government Capital Replacement	0	60,000	60,000
Mobile Communications Services	0	221,060	222,869
Outside Maintenance Fee	52,454	56,280	58,491
Miscellaneous Revenue	38,934	19,000	17,000

	FY22 Actual	FY23 Projected	FY24 Proposed
Total	\$1,615,167	\$1,930,262	\$1,894,459
APPROPRIATIONS			
Operations	\$915,874	\$1,744,928	\$1,894,459
Total	\$915,874	\$1,744,928	\$1,894,459
Estimated Incr(Decr) in Fund Balance	\$699,293	\$185,334	\$0
Beginning Fund Balance July 1	\$2,405,330	\$3,104,623	\$3,289,957
Ending Fund Balance June 30	\$3,104,623	\$3,289,957	\$3,289,957
Ending Fund Balance as a % of Total Appropriations	338.98%	188.54%	173.66%

9091 AUTOMATED TRAFFIC ENFORCEMENT

ESTIMATED REVENUE			
Automated Traffic & Speeding Fines	\$1,671,520	\$1,358,548	\$1,743,600
Total	\$1,671,520	\$1,358,548	\$1,743,600

APPROPRIATIONS			
Traffic Enforcement Operations	\$1,330,216	\$1,759,500	\$1,975,230
Total	\$1,330,216	\$1,759,500	\$1,975,230

Estimated Incr(Decr) in Fund Balance	\$341,304	-\$400,952	-\$231,630
Beginning Fund Balance July 1	\$1,206,709	\$1,548,013	\$1,147,061
Ending Fund Balance June 30	\$1,548,013	\$1,147,061	\$915,431
Ending Fund Balance as a % of Total Appropriations	116.37%	65.19%	46.35%

2040 NARCOTICS FUND

ESTIMATED REVENUE			
Confiscated Narcotics Funds	\$168,426	\$41,931	\$80,000
Fines, Forfeitures and Penalties	15,269	11,600	0
Other	47,200	10,000	20,000
Total	\$230,896	\$63,531	\$100,000

APPROPRIATIONS			
Operations	\$218,816	\$44,002	\$200,000
Total	\$218,816	\$44,002	\$200,000

	FY22 Actual	FY23 Projected	FY24 Proposed
Estimated Incr(Decr) in Fund Balance	\$12,080	\$19,529	-\$100,000
Beginning Fund Balance July 1	\$983,565	\$995,645	\$1,015,174
Ending Fund Balance June 30	\$995,645	\$1,015,174	\$915,174
Ending Fund Balance as a % of Total Appropriations	455.01%	2307.11%	457.59%

2042 FEDERAL ASSET FORFEITURE FUND

ESTIMATED REVENUE

Federal	\$33,948	\$18,000	\$20,000
Other	3,013	0	0
Total	\$36,961	\$18,000	\$20,000

APPROPRIATIONS

Operations	\$0	\$0	\$20,000
Total	\$0	\$0	\$20,000

Estimated Incr(Decr) in Fund Balance	\$36,961	\$18,000	\$0
Beginning Fund Balance July 1	\$408,901	\$445,862	\$463,862
Ending Fund Balance June 30	\$445,862	\$463,862	\$463,862
Ending Fund Balance as a % of Total Appropriations	0.00%	0.00%	2319.31%

SECTION 6(a). That there be and is hereby authorized the appropriation of all collections and fund balances to the respective funds, other than the General Fund, to be expended for the general public purposes as indicated.

SECTION 7. That all persons under the “City of Chattanooga Classification and Pay System” and covered by the “Pay Plans” on the effective date of this Ordinance shall receive pay within the appropriate range as designed in the City’s Pay Plan. All positions not covered by the City’s Pay Plans shall be assessed and pay determined consistent with the City’s established compensation policy. In the event that a provision within this budget ordinance becomes in conflict with a federal, state, or local law or regulation, the appropriate law or regulation shall prevail.

SECTION 7(a). Any person designated as a City employee shall not be paid less than the rate as defined by the Federal Poverty Guidelines for a family of four (4), except for those employees whose pay is governed by federal formula.

SECTION 7(b). In addition to positions provided for hereinafter, known as positions within the “City of Chattanooga Classification System”, which includes only regular full-time and part-time positions, the City recognizes and authorizes the following types of designation of positions as exempt from the Classification System: Temporary, Elected Officials and Appointed Employees.

SECTION 7(c). Unless otherwise provided, the positions specified hereinafter are hereby authorized at the designated pay grade levels.

SECTION 7(d). In order to achieve efficiencies for all Departments comprising City of Chattanooga, the Mayor is authorized to realign, reclassify or otherwise change positions within the total number of authorized FY24 ordinance positions, consistent with the City’s established Compensation Policy detailed in the Employee Information Guide.

		FT/PT	Grade
DEPARTMENT OF GENERAL GOVERNMENT			
City Council			
	1	Council Chairperson	Elected ***
	1	Council Vice Chairperson	Elected **
	7	Council Member	Elected *
	1	Clerk to Council	FT GS.11
	1	Council Support Specialist	FT GS.06
	1	Administrative Support Assistant 2	FT GS.04
Subtotal	12		
TOTAL	12		

*Members of the Council shall be paid fifteen percent (15%) of the Mayor's salary.

**The Vice-Chairperson shall be paid fifteen percent (15%) of the Mayor's salary plus an additional \$2,500.

***The Chairperson shall be paid fifteen percent (15%) of the Mayor's salary plus an additional \$5,000.

City Judge			
	1	City Judge *	Elected *
	2	City Court Officer	FT GS.04
	2	City Court Officer	PT GS.04
	1	Judicial Assistant	FT GS.05
	2	Judicial Assistant	PT GS.05
Subtotal	8		
TOTAL	8		

*The City Judge shall be paid the same salary as the General Sessions Judges of Hamilton County, Tennessee.

		FT/PT	Grade
Office of City Attorney			
	1	Administrative Support Specialist	FT GS.05
	1	City Attorney	FT GS.28
	1	Compliance Officer	FT GS.10
	1	Deputy City Attorney	FT GS.23
	4	Legal Assistant	FT GS.06
	1	Public Records Manager	FT GS.09
	1	Senior Assistant City Attorney	FT GS.19
	4	Staff Attorney 1	FT GS.15
	1	Staff Attorney 2	FT GS.16
Subtotal	<u>15</u>		
TOTAL	<u>15</u>		
Internal Audit			
	1	Administrative Support Specialist	PT GS.05
	1	City Auditor *	FT GS.23
	4	Senior Auditor	FT GS.13
Subtotal	<u>6</u>		
TOTAL	<u>6</u>		

*The City Auditor salary is set by the Audit Committee pursuant to the Chattanooga City Charter

Technology Services Department

Technology Services

1	Account Coordinator	FT	GS.09
1	Assistant Director IT Operations	FT	GS.14
1	Assistant Director IT Project Management	FT	GS.14
1	Chief Information Technology Officer	FT	GS.24
1	Deputy Chief Information Tech.Officer	FT	GS.19
1	Director IT Infrastructure	FT	GS.16
1	Director IT Security	FT	GS.16
1	Electronics Technician 1	FT	GS.06
1	Executive Assistant	FT	GS.08
1	Fiscal Analyst	FT	GS.10
1	Inventory Coordinator	FT	GS.07
1	IT Business Manager	FT	GS.13

		FT/PT	Grade
4	IT Business Project Analyst	FT	GS.10
3	IT Project Manager	FT	GS.12
1	IT Security Analyst	FT	GS.10
1	IT Specialist	FT	GS.08
1	IT Technical Architect	FT	GS.11
1	IT Technical Trainer	FT	GS.10
4	IT Technician	FT	GS.05
1	IT UX Designer	FT	GS.11
1	Manager Application Systems	FT	GS.12
1	Manager Enterprise Applications	FT	GS.13
1	Manager IT Infrastructure	FT	GS.13
1	Manager IT Operations	FT	GS.13
1	Manager IT/SC Infrastructure	FT	GS.12
2	Programmer 2	FT	GS.11
4	Software Development Engineer 1	FT	GS.10
2	Software Development Engineer 2	FT	GS.11
1	System & Database Specialist 1	FT	GS.09
1	System & Database Specialist 2	FT	GS.10
Subtotal	43		

Technology Services - Intelligent Cities

1	Crew Foreman	FT	GS.09
1	Crew Worker 3	FT	GS.05
3	Electrician 1	FT	GS.07
2	Electrician 2	FT	GS.08
2	Electronics Technician 1	FT	GS.06
1	Equipment Operator 4	FT	GS.08
1	Manager Intelligent Trans Systems	FT	GS.13
1	Intelligent Cities Director	FT	GS.14
1	Traffic Signal Designer Specialist	FT	GS.10
1	Traffic Signal Systems Engineer	FT	GS.12
1	Transportation Accounts Coordinator	FT	GS.09
1	Transportation Project Manager	FT	GS.12
Subtotal	16		

Technology Services - GIS

3	GIS Analyst 1	FT	GS.10
2	GIS Analyst 2	FT	GS.11
1	GIS Systems & Database Manager	FT	GS.13

			FT/PT	Grade
	1	GIS Technician	FT	GS.08
Subtotal	<u>7</u>			
		Automated Traffic Enforcement (9091)		
	1	Assistant Director Intelligent Cities	FT	GS.14
Subtotal	<u>1</u>			
Subtotal DTS				
9091 Automated Traffic	<u>1</u>			
General Fund	<u>66</u>			
TOTAL	<u>67</u>			
		Purchasing		
	5	Buyer	FT	GS.11
	1	Chief Procurement Officer	FT	GS.23
	1	Deputy Chief Procurement Officer	FT	GS.13
	1	Procurement Analyst	FT	GS.11
	2	Procurement Compliance Specialist	FT	GS.07
	1	Purchasing Requisitioner	FT	GS.07
	1	Supplier Engagement Coordinator	FT	GS.09
Subtotal	<u>12</u>			
TOTAL	<u>12</u>			
GRAND TOTAL	<u>120</u>			

EXECUTIVE DEPARTMENT OF THE MAYOR

Administration

1	Administrative Support Assistant 1	FT	GS.03
1	Chief of Staff	FT	GS.29
1	Chief Operating Officer	FT	NP
1	Constituent Services Coordinator	FT	GS.09
1	Deputy Chief of Staff	FT	GS.24
1	Deputy Chief Operating Officer	FT	NP
1	Director Intergovernmental and External Affairs	FT	NG
1	Director of Policy Planning & Implementation	FT	NP

		FT/PT	Grade	
	1	Executive Assistant to COO	FT	GS.09
	1	Executive Assistant to COS	FT	GS.09
	1	Executive Assistant to Mayor	FT	GS.09
	1	Internal Communications Coordinator	FT	NG
	1	Mayor *	Elected	*
	1	Policy Analyst	FT	GS.09
	1	Project Manager, Legislative Affairs & Operations	FT	GS.14
	1	Receptionist	FT	GS.03
	1	Senior Advisor for Economic Opportunity	FT	GS.28
	1	Senior Advisor for Legislative Initiatives	FT	NG
	1	Staff Assistant	FT	NP
Subtotal	19			

*The salary of the Mayor shall be the same as the salary of the County Mayor of Hamilton County, TN.

Communications

	1	Civic Engagement & Communications Coordinator	FT	GS.10
	1	Communications Coordinator	FT	GS.10
	1	Digital Specialist	FT	GS.06
	1	Director of Public Affairs	FT	NG
	1	Senior Advisor for Public Affairs	FT	GS.25
Subtotal	5			

Community Health

	1	Administrative Support Coordinator	FT	GS.07
	1	Community Outreach Coordinator	FT	GS.09
	1	Deputy Director Community Health	FT	GS.16
	1	Director Community Health	FT	GS.17
	1	Executive Director Community Safety and Gun Violence Prevention	FT	GS.15
	3	Intervention Specialist	FT	GS.10
	2	Manager of Community Safety and Gun Violence	FT	GS.12
	1	Program Coordinator	FT	GS.09
	1	Program Manager	FT	GS.12
	1	Public Safety Coordinator	FT	GS.11
	3	Social Worker	FT	GS.10
Subtotal	16			

		FT/PT	Grade	
Family Justice				
	1	Administrative Support Specialist	FT	GS.05
	1	Assistant Director of Clinical Coordinator Services	FT	GS.13
	1	Assistant Director of Outreach, Training, and Volunteer	FT	GS.13
	1	Client Services Supervisor	FT	GS.10
	1	Family Justice Center Executive Director	FT	GS.15
	2	Family Justice Center Navigator	FT	GS.06
Subtotal	<u>7</u>			
GRAND TOTAL	<u>47</u>			

DEPARTMENT OF FINANCE & ADMINISTRATION

Finance Office

	4	Accountant 1	FT	GS.11
	2	Accountant 2	FT	GS.12
	1	Accountant 3	FT	GS.13
	1	Accounting Manager	FT	GS.14
	5	Accounting Technician 1	FT	GS.04
	1	Accounting Technician 2	FT	GS.05
	1	Accounts Payable Supervisor	FT	GS.09
	2	Administrative Support Assistant 2	FT	GS.04
	1	Budget Manager	FT	GS.14
	1	Budget Officer	FT	GS.15
	1	Business Systems Analyst	FT	GS.12
	1	Business Systems Manager	FT	GS.13
	1	City Finance Officer	FT	GS.26
	1	Deputy Administrator Finance	FT	GS.19
	1	Executive Assistant to CFO	FT	GS.09
	3	Management Budget Analyst 1	FT	GS.11
	1	Management Budget Analyst 2	FT	GS.12
	1	Management Budget Analyst 3	FT	GS.13
	1	Manager Financial Operations	FT	GS.15
	1	Payroll Manager	FT	GS.11
	4	Payroll Technician 2	FT	GS.06
Subtotal	<u>35</u>			

		FT/PT	Grade	
	Grants & Opportunities			
	1	Accountant 2	FT	GS.12
	1	Director of Grants & Opportunities	FT	GS.14
	2	Grants Coordinator	FT	GS.10
	1	Grant Writer	FT	GS.09
Subtotal	<u>5</u>			
	Office of City Treasurer			
	1	Assistant City Treasurer	FT	GS.14
	1	City Treasurer	FT	GS.15
	1	Coordinator Senior Programs	FT	GS.07
	2	Property Tax Clerk II	PT	GS.04
	1	Property Tax Clerk III	PT	GS.04
	6	Revenue Specialist 2	FT	GS.05
	1	Tax Manager	FT	GS.12
	1	Treasury Analyst	FT	GS.10
Subtotal	<u>14</u>			
	City Court Clerk's Office			
	1	Administrative Support Specialist	FT	GS.05
	1	City Court Clerk	FT	GS.14
	7	Court Operations Assistant	FT	GS.03
	3	Court Operations Technician 1	FT	GS.04
	1	Court Operations Technician 2	FT	GS.05
	1	Deputy City Court Clerk	FT	GS.13
Subtotal	<u>14</u>			
GRAND TOTAL	<u>68</u>			

DEPARTMENT OF HUMAN RESOURCES**Human Resources Administration**

1	Associate HR Business Partner	FT	GS.10
1	Chief Human Resources Officer	FT	GS.24
1	Deputy Chief HR Officer	FT	GS.19
1	Director HRMS & Employment Svcs	FT	GS.14
1	Director HR Operations	FT	GS.14
1	Executive Assistant	FT	GS.08
4	HR Business Partner	FT	GS.11
3	Human Resource Analyst	FT	GS.10

			FT/PT	Grade
	3	Human Resource Technician	FT	GS.06
	1	Manager Recruiting	FT	GS.13
	1	Manager Total Rewards	FT	GS.13
Subtotal	<u>18</u>			
Insurance Office				
	2	Benefits Specialist	FT	GS.06
	1	Director Total Rewards	FT	GS.17
	1	Human Resource Analyst	FT	GS.10
	1	Human Resource Technician	FT	GS.06
	1	Manager Pension & Benefits	FT	GS.13
	1	Manager Wellness & Occ Health	FT	GS.12
Subtotal	<u>7</u>			
Employees Safety Program				
	1	Safety and Compliance Specialist	FT	GS.09
	1	Supervisor Safety & Risk	FT	GS.12
	1	Admin Support Specialist	FT	GS.05
Subtotal	<u>3</u>			
Risk Management				
	1	Director Safety, Compl & Risk Mgt	FT	GS.14
	1	Claims & Risk Analyst	FT	GS.12
Subtotal	<u>2</u>			
Training				
	1	Director Leadership & Prof Development	FT	GS.14
	1	Human Resource Technician	FT	GS.06
Subtotal	<u>2</u>			
GRAND TOTAL	<u>32</u>			

DEPARTMENT OF COMMUNITY DEVELOPMENT

Administration

1	Accounting Technician 2	FT	GS.05
1	Administrative Support Specialist	FT	GS.05
1	Administrator Community Development	FT	GS.24
1	Assistant Director Recreation	FT	GS.12
1	Deputy Administrator CD	FT	GS.19

		FT/PT	Grade	
	1	Director Assistance Programs	FT	GS.14
	1	Director Operations	FT	GS.14
	1	Executive Assistant	FT	GS.08
	1	Finance Manager	FT	GS.13
	1	Fiscal Analyst	FT	GS.10
	1	Personnel Assistant	FT	GS.04
Subtotal	11			
	Community Centers Administration			
	1	Admin Support Specialist	PT	GS.05
	1	Crew Worker 2	FT	GS.04
	2	Director Community Centers	FT	GS.14
	1	Program Specialist	FT	GS.05
Subtotal	5			
	CD Community Center Staffing			
	1	Admin Support Assistant 2	FT	GS.04
	1	Art Assistant	FT	GS.04
	13	Custodian	FT	GS.03
	1	Custodian	PT	GS.03
	5	Front Desk Clerk	PT	GS.03
	16	Manager Community Center 1	FT	GS.12
	4	Manager Community Center 2	FT	GS.12
	17	Program Tutor	PT	GS.04
	28	Specialist Community Centers	FT	GS.07
	19	Specialist Community Centers	PT	GS.07
Subtotal	105			
	CD Office of Family Empowerment			
	1	Assistant Director OFE	FT	GS.12
	1	Director Office Family Empowerment	FT	GS.14
Subtotal	2			
	CD Public Communication			
	1	Public Relations Coordinator 2	FT	GS.11
	1	Specialist Community Centers	PT	GS.07
Subtotal	2			
GRAND TOTAL	125			

		FT/PT	Grade	
POLICE DEPARTMENT				
SWORN				
	2	Assistant Police Chief	FT	GS.21
	92	Master Police Officer	FT	PD.5
	7	Police Captain	FT	PD.8
	1	Police Chief	FT	GS.27
	1	Police Chief of Staff	FT	GS.22
	2	Police Executive Chief	FT	GS.22
	16	Police Lieutenant	FT	PD.7
	5	Police Major	FT	GS.20
	269	Police Officer	FT	PD.2
	82	Police Sergeant	FT	PD.6
Subtotal	477			
NON-SWORN				
	2	Administrative Support Assistant 1	FT	GS.03
	10	Administrative Support Assistant 2	FT	GS.04
	1	Administrative Support Coordinator	FT	GS.07
	7	Administrative Support Specialist	FT	GS.05
	1	Building Maintenance Mechanic 1	FT	GS.06
	1	Building Maintenance Mechanic 2	FT	GS.07
	1	Co-Responder Manager	FT	GS.12
	2	Crime Analyst	FT	GS.10
	1	Crime Analyst Supervisor	FT	GS.12
	5	Crime Scene Investigator	FT	GS.09
	2	Crisis Response Advocate	FT	GS.09
	1	Data Analyst	FT	GS.09
	1	Digital Forensics Unit Technician	FT	GS.09
	1	Director Finance, Facilities and Fleet	FT	GS.14
	1	Director Public Affairs	FT	GS.14
	1	Director Organizational Dev Training	FT	GS.18
	1	Director Victim Svcs Chaplain	FT	GS.14
	1	Executive Assistant	FT	GS.08
	3	Fiscal Technician	FT	GS.06
	1	Gang Intelligence Analyst	FT	GS.10
	1	HR Business Partner	FT	GS.11
	3	Intelligence Analyst	FT	GS.10
	1	Inventory Clerk	FT	GS.04
	1	LE Victim Coordinator I	FT	GS.09
	1	LE Victim Coordinator II	FT	GS.10
	1	Occupational Safety Specialist	FT	GS.11

		FT/PT	Grade
2	Pawn Technician	FT	GS.04
2	Photographic Lab Technician	FT	GS.05
1	Police Fleet & Facilities Manager	FT	GS.11
1	Police Information Center Manager	FT	GS.11
14	Police Information Center Tech 1	FT	GS.04
2	Police Information Center Tech 2	FT	GS.05
6	Police Property Technician	FT	GS.04
2	Police Technician	PT	GS.04
1	Polygraph Examiner	PT	GS.05
1	Reporting Agency Coordinator	FT	GS.06
1	RTIC Systems Technician	FT	GS.05
3	School Patrol Lieutenant	PT	GS.06
29	School Patrol Officer	PT	GS.04
1	School Patrol Supervisor	FT	GS.08
1	Social Media Coordinator	FT	GS.11
2	Social Worker	FT	GS.10
1	Special Assistant City Attorney	FT	GS.14
1	Terminal Agency Coordinator	FT	GS.06
Subtotal	123		
GRAND TOTAL	600		

FIRE DEPARTMENT**SWORN**

3	Assistant Fire Chief	FT	FD.6C
1	Deputy Fire Chief	FT	GS.18
1	Deputy Fire Marshall	FT	FD.5A
1	Executive Deputy Fire Chief	FT	GS.20
12	Fire Battalion Chief	FT	FD.5A
79	Fire Captain	FT	FD.4A
1	Fire Chief	FT	GS.27
79	Fire Lieutenant	FT	FD.3A
1	Fire Marshall	FT	GS.18
79	Firefighter	FT	FD.1A
162	Firefighter Senior	FT	FD.2A
15	Staff Captain	FT	FD.4C
3	Staff Lieutenant	FT	FD.3C
2	Staff Senior Firefighter	FT	FD.2C
Subtotal	439		

		FT/PT	Grade
NON - SWORN			
	2	Administrative Support Assistant 2	FT GS.04
	2	Administrative Support Specialist	FT GS.05
	3	Building Maintenance Mechanic 1	FT GS.06
	1	Building Maintenance Mechanic 2	FT GS.07
	3	Fire Equipment Specialist	FT GS.06
	1	Fiscal Analyst	FT GS.10
	1	General Supervisor	FT GS.10
	1	HR Business Partner	FT GS.11
	1	Inventory Technician	FT GS.06
	1	Public Relations Coordinator 2	FT GS.11
Subtotal	16		
GENERAL FUND TOTAL	455		
TN Valley Regional Communications			
	1	Administrative Support Assistant 2	FT GS.04
	1	Deputy Dir. Wireless Communication	FT GS.12
	1	Director Wireless Communication	FT GS.14
	1	Radio Network Analyst	FT GS.08
	3	Radio Network Engineer	FT GS.07
	2	Radio Network Specialist	FT GS.06
Subtotal	9		
TVRCS TOTAL	9		
GRAND TOTAL	464		
DEPARTMENT OF PUBLIC WORKS			
Public Works Administration			
	1	Administrative Support Assistant 2	FT GS.04
	1	Administrator	FT GS.24
	1	Director of Operations	FT GS.14
	1	Executive Assistant	FT GS.08
	1	Finance Manager	FT GS.13
Subtotal	5		

		FT/PT	Grade
	CWS Administration/SM Admin		
	2	Accounting Technician 2	FT GS.05
	1	Admin Support Assistant 1	FT GS.03
	3	Admin Support Specialist	FT GS.05
	1	Administrative Manager	FT GS.13
	1	City Laborer	FT GS.03
	1	Data Analyst	FT GS.09
	1	Deputy Director Citywide Services	FT GS.14
	1	Director Citywide Services	FT GS.15
	1	Inventory Coordinator	FT GS.07
	1	Inventory Technician	FT GS.06
	1	Supervisor Safety and Risk	FT GS.12
Subtotal	<u>14</u>		
	Municipal Forestry		
	3	Crew Chief	FT GS.08
	1	Forestry Supervisor	FT GS.09
	1	Municipal Forester	FT GS.13
	6	Truck Driver	FT GS.08
Subtotal	<u>11</u>		
	SM Central Business District		
	4	City Laborer	FT GS.03
	1	Crew Chief	FT GS.08
	1	Crew Worker	FT GS.05
	1	Equipment Operator 3	FT GS.08
Subtotal	<u>7</u>		
	SM Emergency		
	1	General Supervisor	FT GS.10
	2	Crew Worker	FT GS.05
	6	Truck Driver	FT GS.08
Subtotal	<u>9</u>		
	Refuse Collection Centers		
	1	Truck Driver	FT GS.08
Subtotal	<u>1</u>		

		FT/PT	Grade
	City Engineer		
	1	Accounts Coordinator	FT GS.09
	1	Assistant City Engineer	FT GS.16
	1	City Engineer	FT GS.23
	1	Civil Engineer	FT GS.10
	2	Construction Inspector 2	FT GS.08
	4	Engineering Coordinator	FT GS.12
	1	Engineering Manager	FT GS.14
	1	Engineering Technician	FT GS.08
	2	Senior Engineer	FT GS.13
Subtotal	<u>14</u>		

	Street Cleaning Crews		
	2	City Laborer	FT GS.03
	4	Crew Chief	FT GS.08
	1	General Supervisor	FT GS.10
	1	Truck Driver	FT GS.08
Subtotal	<u>8</u>		

	Street Sweeping		
	<u>6</u>	Truck Driver	FT GS.08
Subtotal	6		

	SM Mowing Tractors/Leaf Collection		
	1	Crew Chief	FT GS.08
	6	Truck Driver	FT GS.08
Subtotal	<u>7</u>		

	Brush Pick-up		
	1	Crew Foreman CDL	FT GS.09
	1	General Supervisor	FT GS.10
	9	Truck Driver	FT GS.08
Subtotal	<u>11</u>		

	Development Review & Permitting		
	2	Administrative Support Assistant 2	FT GS.04
	1	Applications Analyst	FT GS.10
	1	Assistant Director Dev Svcs	FT GS.13
	1	Building Inspector 1	FT GS.06
	1	Building Inspector 2	FT GS.07

		FT/PT	Grade
	1	Chief Building Inspector	FT GS.08
	1	Chief Electrical Inspector	FT GS.09
	1	Chief Plumbing Inspector	FT GS.08
	3	Code Enforcement Inspector 2	FT GS.07
	3	Combination Inspector	FT GS.07
	2	Construction Inspector 1	FT GS.07
	1	Development Ombudsman	FT GS.09
	2	Development Review Planner	FT GS.10
	1	Director Land Development	FT GS.14
	2	Electrical Inspector 1	FT GS.06
	1	Electrical Inspector 2	FT GS.07
	2	Gas Mechanical Inspector 2	FT GS.07
	1	Office Supervisor	FT GS.08
	5	Permit Clerk	FT GS.05
	3	Plans Review Specialist 1	FT GS.06
	1	Plans Review Specialist 2	FT GS.07
	2	Plans Review Specialist 3	FT GS.08
	2	Plumbing Inspector 1	FT GS.06
Subtotal	<u>40</u>		

STVR Inspection

	2	STVR Inspector	FT GS.06
Subtotal	<u>2</u>		

DRP Code Enforcement

	3	Administrative Support Assistant 2	FT GS.04
	1	Chief Inspector Code Enforcement	FT GS.10
	3	Code Enforcement Insp Supervisor	FT GS.08
	10	Code Enforcement Inspector 1	FT GS.06
	2	Code Enforcement Inspector 2	FT GS.07
	2	Demolition Abatement Specialist	FT GS.06
Subtotal	<u>21</u>		

Trash Flash Pick Up

	4	Truck Driver	FT GS.08
Subtotal	<u>4</u>		

Street & Traffic Administration

	1	Deputy Administrator of Transportation	FT GS.16
	1	Executive Assistant	FT GS.08

		FT/PT	Grade	
	1	Transportation Accounts Coordinator	FT	GS.09
Subtotal	<u>3</u>			
	Street & Traffic Design and Engineering			
	1	City Transportation Engineer	FT	GS.15
	1	Civil Engineer	FT	GS.09
	1	Construction Inspector 2	FT	GS.07
	1	Engineering Coordinator	FT	GS.12
	1	Engineering Designer	FT	GS.12
	1	Engineering Manager	FT	GS.14
	1	Engineering Technician	FT	GS.08
	1	Pothole Inspector	FT	GS.05
	2	Senior Engineer	FT	GS.13
	3	Transportation Project Manager	FT	GS.12
Subtotal	<u>13</u>			
	Traffic Operations			
	2	Administrative Support Specialist	FT	GS.05
	5	City Laborer	FT	GS.03
	1	City Transportation Engineer	FT	GS.15
	2	Construction Inspector I	FT	GS.07
	1	Crew Chief	FT	GS.08
	5	Crew Worker	FT	GS.05
	1	General Supervisor	FT	GS.10
	1	Public Space Coordinator	FT	GS.06
	3	Traffic Engineering Technician	FT	GS.08
	3	Transportation Equipment Operator	FT	GS.08
	2	Transportation Inspector I	FT	GS.07
	1	Transportation Operations Manager	FT	GS.13
	2	Transportation Review Specialist	FT	GS.10
Subtotal	<u>29</u>			
	Recycle Pick-up			
	2	City Laborer	FT	GS.03
	1	Crew Foreman CDL	FT	GS.09
	1	General Supervisor	FT	GS.10
	1	Solid Waste Coordinator	FT	GS.10
	3	Truck Driver	FT	GS.08
Subtotal	<u>8</u>			

		FT/PT	Grade
	Garbage Pick-up		
	3	City Laborer	FT GS.03
	1	Crew Foreman CDL	FT GS.09
	1	Crew Worker	FT GS.05
	1	General Supervisor	FT GS.10
	1	Manager Sanitation	FT GS.13
	24	Truck Driver	FT GS.08
Subtotal	<u>31</u>		
	Container Management		
	1	Crew Foreman CDL	FT GS.09
	2	Crew Worker	FT GS.05
Subtotal	<u>3</u>		
	Field Surveyors		
	1	Survey Instrument Technician	FT GS.04
	1	Survey Party Chief	FT GS.07
	1	Survey Party Chief Supervisor	FT GS.08
Subtotal	<u>3</u>		
	Facilities Management		
	1	Administrative Support Specialist	FT GS.05
	1	Asset Management Systems Coordinator	FT GS.09
	1	Division Manager of Facilities	FT GS.13
	1	Fiscal Analyst	FT GS.10
	1	Manager Facilities Operations	FT GS.13
Subtotal	<u>5</u>		
	Mail Room		
	1	Administrative Support Assistant 1	FT GS.04
Subtotal	<u>1</u>		
	Downtown Campuses Building Maintenance		
	6	Building Maintenance Mechanic 1	FT GS.06
	4	Building Maintenance Mechanic 2	FT GS.07
	4	City Laborer	FT GS.03
	2	Crew Chief	FT GS.08
	2	Crew Worker	FT GS.05
	2	General Supervisor	FT GS.10
Subtotal	<u>20</u>		

		FT/PT	Grade
GENERAL FUND TOTAL	276		
DRC Building Operations			
	1	Building Maintenance Mechanic 2	FT GS.07
	1	City Laborer	FT GS.03
	1	Crew Worker	FT GS.05
Subtotal	3		
DRC TOTAL	3		

Fleet Municipal Garage - Amnicola

	1	Administrative Support Assistant 1	FT GS.03
	1	Asset Management Systems Coordinator	FT GS.09
	1	City Laborer	FT GS.03
	1	Crew Worker 2	FT GS.03
	1	Data Analyst	FT GS.09
	1	Deputy Director Fleet Management	FT GS.12
	1	Director Fleet Management	FT GS.14
	3	Equipment Mechanic 1*	FT GS.06
	9	Equipment Mechanic 2*	FT GS.07
	6	Equipment Mechanic 3*	FT GS.08
	2	Fleet Maintenance Shift Supervisor	FT GS.09
	2	Fleet Maintenance Shop Supervisor	FT GS.08
	1	Fiscal Analyst	FT GS.10
	1	Inventory Coordinator	FT GS.07
	2	Inventory Technician	FT GS.06
Subtotal	33		

*denotes positions authorized to receive a tool allowance based on City of Chattanooga policy

Fleet 12th Street Garage

	1	Admin Support Assistant 1	FT GS.03
	1	Admin Support Specialist	FT GS.05
	2	City Laborer	FT GS.03
	1	Crew Worker	FT GS.05
	6	Equipment Mechanic 1*	FT GS.06
	6	Equipment Mechanic 2*	FT GS.07

		FT/PT	Grade
	5	Equipment Mechanic 3*	FT GS.08
	2	Fleet Maintenance Shift Supervisor	FT GS.09
	3	Inventory Technician	FT GS.06
	1	Truck Driver	FT GS.08
Subtotal	28		

*denotes positions authorized to receive a tool allowance based on City of Chattanooga policy

FLEET TOTAL	61
-------------	----

SOLID WASTE OPERATIONS

Waste Disposal City Landfill

	1	City Laborer	FT GS.03
	1	Crew Foreman CDL	FT GS.09
	1	Crew Worker	FT GS.05
	1	Equipment Mechanic 3	FT GS.08
	1	Scale Operator	FT GS.03
	5	Heavy Equipment Operator	FT GS.08
	2	Landfill Technician	FT GS.04
	1	Manager Landfill	FT GS.13
Subtotal	13		

Compost Waste Center Recycling

	1	Scale Operator	FT GS.03
	1	Truck Driver	FT GS.08
Subtotal	2		

Recycle Center

	1	Truck Driver	FT GS.08
Subtotal	1		

Household Hazardous Waste Disposal Recycling

	1	HHW Technician	FT GS.05
Subtotal	1		

SOLID WASTE TOTAL	17
----------------------	----

		FT/PT	Grade	
STORM WATER MANAGEMENT FUND				
Storm Water Management				
	1	Administrative Support Specialist	FT	GS.05
	1	Assistant City Engineer	FT	GS.16
	1	Engineering Coordinator	FT	GS.12
	1	Engineering Technician	FT	GS.08
	1	Inventory Coordinator	FT	GS.07
	1	Landscape Architect 1	FT	GS.10
	1	Landscape Architect 2	FT	GS.11
	1	Manager Water Quality	FT	GS.13
	3	Water Quality Specialist 1	FT	GS.10
	7	Water Quality Specialist 2	FT	GS.11
	3	Water Quality Supervisor	FT	GS.12
	2	Water Quality Technician 1	FT	GS.08
	3	Water Quality Trainee	FT	GS.04
Subtotal	26			
Storm Water Maintenance & Operations				
	1	Accounting Technician 2	FT	GS.05
	1	Asset Mgmt Systems Coord	FT	GS.09
	1	Administrative Support Assistant 2	FT	GS.04
	11	Crew Chief	FT	GS.08
	7	Crew Foreman	FT	GS.09
	26	City Laborer	FT	GS.03
	20	Crew Worker	FT	GS.05
	18	Truck Driver	FT	GS.08
	10	Heavy Equipment Operator	FT	GS.08
	3	General Supervisor	FT	GS.10
	1	Manager Sewer Construction	FT	GS.13
	1	Coordinator Tree Canopy	FT	GS.10
Subtotal	100			
Storm Water Site Development				
	1	Applications Analyst	FT	GS.10
	1	Construction Program Supervisor	FT	GS.12
	1	Engineering Coordinator	FT	GS.12
	1	Landscape Architect 2	FT	GS.11
	2	Landscape Inspector	FT	GS.09
	1	Manager Site Development	FT	GS.13
	2	Plans Review Specialist 1	FT	GS.06

			FT/PT	Grade
	1	Senior Engineer	FT	GS.13
	<u>5</u>	Soil Engineering Specialist	FT	GS.11
Subtotal	15			
Storm Water Engineering & Project Management				
	4	Civil Engineer	FT	GS.10
	1	Construction Program Supervisor	FT	GS.12
	4	Engineering Coordinator	FT	GS.12
	1	Engineering Manager	FT	GS.14
	1	Engineering Technician	FT	GS.08
	1	Project Engineer	FT	GS.13
	1	Senior Engineer	FT	GS.13
	1	Survey Instrument Technician	FT	GS.04
	<u>1</u>	Survey Party Chief	FT	GS.07
Subtotal	15			
Storm Water Green Infrastructure Maintenance				
	2	Field Team Leader	FT	GS.08
	2	GI Maintenance Crew	FT	GS.05
	1	Manager Natural Resources	FT	GS.13
	1	Natural Resources Project Coordinator	FT	GS.09
	<u>1</u>	Natural Resource General Supervisor	FT	GS.11
Subtotal	7			
STORM WATER TOTAL	<u>163</u>			

STATE STREET AID				
SSA - Street Maintenance				
	4	Crew Chief	FT	GS.08
	1	Crew Foreman CDL	FT	GS.09
	1	Crew Foreman	FT	GS.09
	15	City Laborer	FT	GS.03
	10	Crew Worker	FT	GS.05
	6	Heavy Equipment Operator	FT	GS.08
	1	General Supervisor	FT	GS.10
	1	Manager Street Maintenance	FT	GS.13
	<u>14</u>	Truck Driver	FT	GS.08
Subtotal	53			

		FT/PT	Grade
SSA TOTAL	<u>53</u>		
WASTE WATER OPERATIONS			
Waste Water Administration			
3	Accounting Technician 2	FT	WWFG.04N
3	Accounts Coordinator	FT	WWFG.09E
3	Administrative Support Specialist	FT	WWFG.05N
1	Administrative Support Assistant 2	FT	WWFG.04N
1	Administrative Manager	FT	WWFG.12E
1	Administrator Wastewater Systems	FT	WWFG.24E
1	Asset Management Systems Coordinator	FT	WWFG.09E
1	Deputy Administrator Wastewater Systems	FT	WWFG.19E
1	Director Administration Waste Water	FT	WWFG.15E
1	Fiscal Analyst	FT	WWFG.09E
1	HR Business Partner	FT	GS.11
1	Inventory Clerk	FT	WWFG.04N
2	Inventory Coordinator	FT	WWFG.09E
1	Inventory Technician	FT	WWFG.05N
1	Plant Maintenance Planner	FT	WWFG.05N
1	Public Relations Coordinator 2	FT	WWFG.09E
1	Utility Financial Services Manager	FT	WWFG.12E
1	Warehouse Supervisor	FT	WWFG.09N
Subtotal	<u>25</u>		
Waste Water Laboratory			
1	Chemist	FT	WWFG.10E
2	Laboratory Analyst	FT	WWFG.09N
5	Laboratory Technician	FT	WWFG.08N
1	Laboratory Technician 3	FT	WWFG.11E
1	Manager Laboratory Services	FT	WWFG.12E
Subtotal	<u>10</u>		
Waste Water Engineering			
1	Assistant Director for Engineering	FT	WWFG.14E
1	Construction Inspector Team Lead	FT	WWFG.08N
1	Crew Scheduler	FT	WWFG.04N
1	Director Engineering Waste Water	FT	WWFG.15E

		FT/PT	Grade
	2	Engineering Coordinator	FT WWFG.09E
	3	Engineering Manager	FT WWFG.12E
	1	Engineering Technician	FT WWFG.07N
	1	Manager Energy	FT WWFG.11E
	1	Process Engineer	FT WWFG.10E
	1	Project Engineer	FT WWFG.10E
	1	Senior Engineer	FT WWFG.11E
	2	Sewer Construction Inspector	FT WWFG.07N
	2	Sewer Project Coordinator	FT WWFG.09N
	1	Waste Resources Plant Engineer	FT WWFG.11E
	1	Waste Resources System Engineer	FT WWFG.12E
Subtotal	<u>20</u>		
		Waste Water Plant Maintenance	
	2	Building Maintenance Mechanic 1*	FT WWFG.05N
	1	Building Maintenance Mechanic 2	FT WWFG.06N
	2	Chief Electrical Instrument Technician*	FT WWFG.09E
	1	Crew Supervisor *	FT WWFG.08N
	2	Crew Worker	FT WWFG.03N
	2	Custodian	FT WWFG.03N
	1	Director Maintenance Waste Water	FT WWFG.15E
	3	Engineering Coordinator	FT WWFG.09E
	6	Industrial Maintenance Mechanic 1*	FT WWFG.05N
	7	Industrial Maintenance Mechanic 2*	FT WWFG.06N
	10	Industrial Electrician 1*	FT WWFG.07N
	2	Industrial Electrician 2*	FT WWFG.08N
	2	Maintenance Mechanic Supervisor	FT WWFG.09N
	1	OT Project Manager	FT WWFG.11E
	1	OT Systems Manager	FT WWFG.12E
	3	Plant Maintenance Lubricator*	FT WWFG.05N
	1	Plant Maintenance Planner	FT WWFG.05N
	1	SCADA Analyst	FT WWFG.09N
	1	Waste Resource Maintenance Manager*	FT WWFG.12E
Subtotal	<u>49</u>		

*denotes positions authorized to receive a tool allowance based on City of Chattanooga, Dept of Public Works, Interceptor Sewer System policy

		FT/PT	Grade
	Waste Water Sewer Maintenance		
	1	Admin Support Assistant 2	FT WWFG.04N
	2	Crew Foreman	FT WWFG.08N
	3	Crew Foreman CDL	FT WWFG.08N
	9	Crew Worker	FT WWFG.03N
	4	Truck Driver	FT WWFG.05N
	4	Heavy Equipment Operator	FT WWFG.05N
	1	General Supervisor	FT WWFG.09E
	1	Manager Sewer Construction	FT WWFG.12E
Subtotal	<u>25</u>		
	Waste Water Liquid Handling		
	4	Chief Plant Operator	FT WWFG.09N
	1	Crew Worker	FT WWFG.03N
	1	Liquid Operations Supervisor	FT WWFG.09E
	1	Plant Manager	FT WWFG.12E
	4	Plant Operator 1	FT WWFG.04N
	8	Plant Operator 2	FT WWFG.05N
	9	Plant Operator 3	FT WWFG.06N
	1	Sewer Project Coordinator	FT WWFG.09N
Subtotal	<u>29</u>		
	Waste Water Inflow and Infiltration		
	1	Crew Scheduler	FT WWFG.04N
	3	Crew Foreman	FT WWFG.08N
	2	Crew Worker	FT WWFG.03N
	3	Equipment Operator 4	FT WWFG.05N
	3	Truck Driver	FT WWFG.05N
	1	General Supervisor	FT WWFG.09E
Subtotal	<u>13</u>		
	Waste Water Safety & Training		
	1	Administrative Support Asst 2	FT WWFG.04N
	1	Industrial Occupational Safety Supervisor	FT WWFG.09E
	1	Occupational Safety Specialist	FT WWFG.07N
Subtotal	<u>3</u>		

		FT/PT	Grade	
	Waste Water Pretreatment Monitoring			
	1	Administrative Coordinator	FT	WWFG.09N
	1	Assistant Environmental Compliance Mgr	FT	WWFG.11E
	1	Environmental Compliance Manager	FT	WWFG.12E
	1	Pretreatment Manager	FT	GS.11
	4	Water Quality Specialist 1	FT	WWFG.08N
	2	Water Quality Specialist 2	FT	WWFG.09N
Subtotal	10			
	Waste Water Solid Handling			
	1	Truck Driver	FT	WWFG.05N
	1	Director Operations Waste Water	FT	WWFG.15E
	4	Plant Operator 1	FT	WWFG.04N
	4	Plant Operator 2	FT	WWFG.05N
	4	Plant Operator 3	FT	WWFG.06N
	1	Sewer Project Coordinator	FT	WWFG.09N
	1	Solids Operation Supervisor	FT	WWFG.09E
	1	Scale Operator	FT	WWFG.03N
Subtotal	17			
	Waste Water Pump Station Operations			
	2	Chief Plant Operator	FT	WWFG.09N
	2	Plant Operator 1	FT	WWFG.04N
	9	Plant Operator 2	FT	WWFG.05N
	2	Plant Operator 3	FT	WWFG.06N
	1	Pump Station Operations Supervisor	FT	WWFG.09E
Subtotal	16			
WASTE WATER TOTAL	217			
GRAND TOTAL	790			

DEPARTMENT OF PARKS & OUTDOORS**Administration**

1	Accounting Technician	PT	GS.04
1	Admin Support Specialist	FT	GS.05
1	Administrator Parks & Outdoors	FT	GS.24
1	Deputy Administrator PO	FT	GS.19
1	Director Design and Connectivity	FT	GS.14

		FT/PT	Grade
	1 Executive Assistant	FT	GS.08
	1 Finance Manager	FT	GS.13
	1 Fiscal Analyst	FT	GS.10
	1 Parks Planner	FT	GS.10
Subtotal	9		
	Parks & Outdoors Communication		
	1 Development Coordinator	FT	GS.10
	1 Director Marketing and Communications	FT	GS.14
	1 Parks Outreach Coordinator	FT	GS.09
Subtotal	3		
	Parks & Outdoors Recreation Admin		
	1 Admin Support Specialist	FT	GS.05
	2 Crew Worker 2	FT	GS.04
	1 Director Recreation	FT	GS.14
	1 General Supervisor	FT	GS.10
	1 Recreation Division Manager	FT	GS.13
	1 Recreation Program Coordinator	FT	GS.10
	4 Recreation Specialist	PT	GS.05
Subtotal	11		
	Fitness Center		
	1 Administrative Support Asst 1	FT	GS.03
	1 Fitness Center Specialist	PT	GS.04
	1 Fitness Trainer	PT	GS.04
	1 Front Desk Clerk	PT	GS.03
	10 Group Fitness Instructor	PT	GS.04
	1 Recreation Division Manager	FT	GS.13
Subtotal	15		
	Special Events		
	1 Community Events Manager	FT	GS.11
	1 Director of Specialist Events & Parks Programming	FT	GS.14
	1 Manager Special Events	FT	GS.13
	1 Open Spaces Activation Specialist	FT	GS.10
Subtotal	4		

		FT/PT	Grade
	Parks & Outdoors Supportive Services		
	1 Crew Supervisor 2	FT	GS.07
	2 Crew Worker 1	FT	GS.03
	4 Crew Worker 1	PT	GS.03
	2 Crew Worker 2	FT	GS.04
Subtotal	<u>9</u>		
	Rec Facility Skatepark		
	2 Recreation Specialist	PT	GS.05
Subtotal	<u>2</u>		
	Parks & Outdoors Sports		
	12 Program Driver	PT	GS.03
	1 Recreation Facility Manager 1	FT	GS.11
	1 Recreation Program Coordinator	FT	GS.10
	46 Recreation Specialist	PT	GS.05
Subtotal	<u>60</u>		
	Parks & Outdoors Aquatics		
	1 Aquatics Program Manager	FT	GS.13
	1 Aquatics Assistant	PT	GS.04
	2 Head Lifeguard	PT	GS.03
	2 Lifeguard 1	PT	GS.03
	5 Lifeguard 2	PT	GS.03
	1 Recreation Specialist	FT	GS.05
	2 Swim Lesson Instructor	PT	GS.03
	5 Water Fitness Instructor	PT	GS.04
Subtotal	<u>19</u>		
	Therapeutic Programs		
	1 Therapeutic Program Manager	FT	GS.13
	2 Therapeutic Recreation Assistant	PT	GS.04
	1 Therapeutic Recreation Program Coordinator	FT	GS.10
	2 Therapeutic Recreation Specialist	FT	GS.05
Subtotal	<u>6</u>		

		FT/PT	Grade	
	Parks & Outdoors Champion's Club			
	1	Recreation Program Specialist	FT	GS.05
	1	Recreation Specialist	FT	GS.05
	3	Recreation Specialist	PT	GS.05
	1	Tennis Professional	FT	GS.11
Subtotal	6			
	Parks & Outdoors Summit of Softball Complex			
	1	Crew Supervisor 2	FT	GS.07
	4	Crew Worker 1	PT	GS.03
	5	Crew Worker 2	FT	GS.04
Subtotal	10			
	Outdoor Chattanooga			
	1	Customer Relations Specialist	FT	GS.06
	1	Director Outdoor Chattanooga	FT	GS.14
	1	Recreation Program Coordinator	FT	GS.10
	1	Recreation Program Specialist	FT	GS.05
	1	Recreation Specialist	FT	GS.05
	4	Recreation Specialist	PT	GS.05
Subtotal	9			
	Parks Maintenance City Wide Park Maintenance			
	1	Crew Supervisor 1	FT	GS.06
	4	Crew Supervisor 2	FT	GS.07
	2	Crew Worker 1	FT	GS.03
	2	Crew Worker 1	PT	GS.03
	8	Crew Worker 2	FT	GS.04
	1	General Supervisor	FT	GS.10
	1	Park Maintenance Technician	FT	GS.06
Subtotal	19			
	Parks Maintenance Playgrounds and Facilities			
	1	Building Maintenance Mechanic 1	FT	GS.06
	1	General Supervisor	FT	GS.10
Subtotal	2			
	Parks Maintenance Administration			
	1	Admin Support Specialist	FT	GS.05
	1	Director Park Stewardship & Maint	FT	GS.14

			FT/PT	Grade
	1	Inventory Coordinator	FT	GS.07
Subtotal	<u>3</u>			
		Shared Maintenance Carousel Operations		
	1	Carousel Assistant	PT	GS.03
Subtotal	<u>1</u>			
		Parks Maintenance Buildings and Structures		
	3	Crew Worker 1	FT	GS.03
Subtotal	<u>3</u>			
		Shared Maint Arts, Culture & Creative Economy		
	1	City Artist	PT	GS.04
	1	Director Public Art	FT	GS.13
	1	Public Art Collections Specialist	PT	GS.09
	1	Senior Director Arts Culture Creative Economy	FT	GS.14
Subtotal	<u>4</u>			
		Shared Maintenance Tennessee Riverpark Downtown		
	1	Building Maintenance Mechanic 1	FT	GS.06
	1	Building Maintenance Mechanic 2	FT	GS.07
	3	Crew Supervisor 1	FT	GS.06
	1	Crew Supervisor 2	FT	GS.07
	6	Crew Worker 1	FT	GS.03
	4	Crew Worker 2	FT	GS.04
	1	Crew Worker 3	FT	GS.05
	1	Deputy Director Parks Maintenance	FT	GS.13
	1	Equipment Operator 1	FT	GS.04
	2	Horticulturist	FT	GS.09
	1	Park Maintenance Technician	FT	GS.06
	1	Superintendent Downtown Riverpark	FT	GS.10
Subtotal	<u>23</u>			
		Shared Maintenance Tennessee Riverpark Security		
	4	Crew Worker 2	FT	GS.04
Subtotal	<u>4</u>			

		FT/PT	Grade
GENERAL FUND	222		
TOTAL			
Municipal Golf Courses			
Brainerd Golf Course			
	1	Admin Support Assistant 2	FT GS.04
	1	Crew Worker 1	FT GS.03
	2	Crew Worker 2	FT GS.04
	1	Equipment Mechanic 2	FT GS.07
	19	Golf Assistant	PT GS.03
	1	Golf Operations Coordinator	FT GS.09
	1	Manager Golf Courses	FT GS.13
	1	Superintendent Golf Course	FT GS.10
Subtotal	27		
Brainerd Golf Concessions			
	1	Golf Assistant	PT GS.03
Subtotal	1		
Brown Acres Golf Course			
	1	Crew Worker 1	PT GS.03
	2	Crew Worker 2	FT GS.04
	1	Equipment Mechanic 2	FT GS.07
	18	Golf Assistant	PT GS.03
	1	Golf Operations Coordinator	FT GS.09
	1	Superintendent Golf Course	FT GS.10
Subtotal	24		
Brown Acres Golf Concessions			
	1	Golf Assistant	PT GS.03
Subtotal	1		
GOLF TOTAL	53		
GRAND TOTAL	275		

DEPARTMENT OF EARLY LEARNING

Administration

	1	Administrator Early Learning	FT GS.24
	1	Crew Supervisor 1	FT GS.06
	1	Deputy Administrator EL	FT GS.19

			FT/PT	Grade
	1	Executive Assistant	FT	GS.08
	1	Fiscal Analyst	FT	GS.10
	1	Parent Family Community Engagement Coordinator	FT	GS.11
Subtotal	<u>6</u>			
		Office of Early Learning		
	1	Director of Early Learning	FT	GS.14
	1	Early Learning Business Navigator	FT	GS.10
Subtotal	<u>2</u>			
		Community Forward		
	8	Community Forward School Coord.	FT	GS.11
	1	Director Community Forward Program	FT	GS.14
Subtotal	<u>9</u>			
GRAND TOTAL	<u><u>17</u></u>			

DEPARTMENT OF CITY PLANNING**Administration**

	1	Deputy Administrator CP	FT	GS.19
	1	Director Sustainability	FT	GS.14
	2	Principal Planner	FT	GS.11
	1	Project Liaison	FT	GS.11
	1	Strategic Capital Planning Manager	FT	GS.13
	1	Transportation Design Manager	FT	GS.13
	1	Transportation Designer	FT	GS.11
Subtotal	<u>8</u>			
GRAND TOTAL	<u><u>8</u></u>			

DEPARTMENT OF EQUITY & COMMUNITY ENGAGEMENT**Administration**

	1	Chief Equity Officer	FT	NP
	1	Community Program Specialist	FT	GS.09
	1	Director Community Engagement	FT	GS.14
	1	Director of New Americans	FT	GS.14
	1	Director of Supplier Diversity	FT	GS.14
	1	Equity & Community Engagement Specialist	FT	GS.09

			FT/PT	Grade
	1	Executive Assistant to Chief Equity Officer	FT	GS.09
Subtotal	<u>7</u>			
		Neighborhood Services		
	1	Neighborhood Program Spec	FT	GS.09
	3	Neighborhood Relations Spec	FT	GS.09
	1	Neighborhood Service and Development Mgr	FT	GS.13
Subtotal	<u>5</u>			
GRAND TOTAL	<u>12</u>			

DEPARTMENT OF ECONOMIC DEVELOPMENT

Administration

	1	Administrator Economic Dev	FT	NP
	1	Admin Support Assistant 1	FT	GS.03
	1	Brownsfield Coordinator	FT	GS.11
	1	Chief Housing Officer	FT	GS.25
	1	Economic Development Coordinator	FT	GS.10
	1	Entrepreneurship Coordinator	FT	GS.12
	1	Director of Entrepreneurship	FT	GS.14
	1	Director of Housing Finance	FT	GS.14
	1	Director of Housing Policy	FT	GS.14
	1	Fiscal Analyst	FT	GS.10
	1	Real Property Coordinator	FT	NG
	1	Real Property Manager	FT	GS.10
	1	Strategic Initiative Project Manager	FT	GS.12
Subtotal	<u>13</u>			

Workforce Development

	1	Director Workforce Dev Strategy	FT	GS.14
Subtotal	<u>1</u>			

Homeless & Supportive Housing

	1	Grants and Development Coordinator	FT	GS.11
	1	HMIS Data Specialist	FT	GS.06
	1	Homeless Outreach Specialist	FT	GS.06
	2	Homeless Outreach Specialist	PT	GS.06
	3	Homeless Services Coordinator	FT	GS.09
	4	Housing Navigator	FT	GS.06
	1	Intake Specialist	FT	GS.09
	1	Lead Homeless Service Coordinator	FT	GS.11
	1	Lead Housing Navigator	FT	GS.11

			FT/PT	Grade
	1	Lead Outreach	FT	GS.11
	1	Manager Homeless Program	FT	GS.12
Subtotal	<u>17</u>			
GRAND TOTAL	<u>31</u>			

DEPARTMENT OF INNOVATION & DELIVERY PERFORMANCE

Administration

	1	Administrator of Innovation Delivery & Performance	FT	GS.24
	1	Director of Innovation	FT	GS.14
	1	Manager Innovation Program	FT	GS.12
Subtotal	<u>3</u>			

311 Call Center

	1	Director 311 Operations	FT	GS.14
	1	Cust Svc Team Lead	FT	GS.06
	12	Customer Service Rep 1	FT	GS.04
	3	Customer Service Rep 2	FT	GS.05
	1	Customer Service Supervisor	FT	GS.07
	1	Customer Service Performance Specialist	FT	GS.06
Subtotal	<u>19</u>			

Office of Performance & Open Data

	1	Director Open Data & Perf Mngt	FT	GS.13
	1	Program Evaluator	FT	GS.10
	3	Senior Data Analyst	FT	GS.11
Subtotal	<u>5</u>			

GRAND TOTAL **27**

GRAND TOTALS

GENERAL FUND	<u>2,039</u>
NON-GENERAL FUND	<u>577</u>
GRAND TOTAL	<u>2,616</u>

NP - Non Plan

NG - Positions Not Graded

SECTION 7(e). This ordinance further provides longevity bonus pay for regular full-time classified service employees who have five (5) or more years of continuous service as of October 31, 2023. The longevity pay shall be seventy-five dollars (\$75.00) for each full year of continuous service up to a maximum of thirty (30) years or two thousand two hundred fifty dollars (\$2,250). Employees terminated prior to October 31, 2023 shall not qualify for the longevity bonus pay.

SECTION 8. That the City Finance Officer is authorized to pay a uniform and equipment maintenance allowance of five hundred dollars (\$500.00) for all sworn police officers and firefighters as of July 1, 2023, except for those new employees who have received from the city a new uniform since July 1, 2022. Further, the City Finance Officer is authorized to pay a supplemental tool allowance of one thousand two hundred dollars (\$1,200.00) for certain employees as set forth in Resolution No. 31312, dated September 27, 2022, as amended; and is authorized to pay a supplemental uniform allowance of two hundred fifty dollars (\$250.00) for City Court Officers. It shall be the duty of employees receiving these supplements to use the funds for the specified purpose and retain receipts to that effect.

SECTION 9. That the City Finance Officer is authorized to make contributions to the Pension and Other Post-Employment Benefits (OPEB) Trust funds on behalf of all participants as specified in the most recent actuarial valuation for each plan.

SECTION 9(a). That the City Finance Officer is authorized to match the total salaries of all participants in the Fire and Police Pension Fund with a contribution not to exceed the greater

of fifty and thirty-three hundredths percent (50.33%) or the rate as specified in the most recent actuarial valuation.

SECTION 9(b). That the City Finance Officer is authorized to contribute to the General Pension Plan an amount equal to twenty and ninety-four hundredths percent (20.94%) of all participants' salaries as specified in the most recent actuarial valuation.

SECTION 9(c). That the City Finance Officer is authorized to pay the following Union Pension Plan the specified amounts per participation agreements

Central Pension Fund 2.06 per hour

SECTION 9(d). That the City Finance Officer is authorized to contribute to the Other Post-Employment Benefit Trust Fund a percentage of all participants' salaries as specified in the most recent actuarial study.

SECTION 10. That the City Finance Officer is authorized to reimburse officials and employees for use of personal vehicles on official business at the current rate per mile recognized and established by the Internal Revenue Service.

SECTION 11. That all salaries and wages and other expenditures shall be paid only upon the authorization of the official who has the responsibility of expending the appropriation against which the salaries or wages or other expenditures are charged, pursuant to Private Acts of 1953, Chapter 105, Section 2 (4). That all funds appropriated in this Ordinance for payment of salaries

and/or wages shall be spent for salaries and wages only unless proper authorization is given to do otherwise.

SECTION 12. That the City Finance Officer is authorized to pay the payroll and/or costs of personal services, whether on the payroll, voucher or otherwise, of the Air Pollution Control Bureau, Chattanooga Public Library, Regional Planning Agency, Scenic Cities Beautiful, and any other department, agency, board, commission, office, division, or branch of Municipal Government heretofore or hereafter established, notwithstanding that same is not specified hereinbefore, as certified to him by the respective administrative official.

SECTION 13 That employees called to active duty and deployed outside the continental United States (“OCONUS”) to a combat zone or a qualified hazardous duty area, as those terms are defined by federal law, shall be paid the difference that their City pay exceeds their total military base pay, up to \$850.00 per month, from the time called to active duty until relieved from active duty status or until June 30, 2024, whichever occurs first. Payments beyond the current fiscal year shall be subject to future appropriations by City Council. The City Finance Officer is authorized to appropriate the necessary money from other available funds. The difference in pay shall be calculated without regard to any payment of combat pay. Further, with the concurrence of the General Pension Fund and the Fire and Police Pension Fund, or any union fund participation agreement, the City shall pay such contributions necessary, both the employee’s and the employer’s share, based on their pension-eligible salary at the time of call-up (not counting overtime pay) to ensure the continued enrollment and pension-eligibility of employees while called-up for deployment OCONUS for the same period as referenced above. In this manner, the

affected employees shall not be penalized nor incur financial hardship as relates to their pension eligibility.

If the City's medical insurance provider will extend medical coverage to families affected by the call-up of reservists for deployment OCONUS beyond the customary six (6) month period, the City shall pay the employer share of the premium for any employee called-up to active duty. The employee's share of the coverage shall remain the responsibility of the employee and may be paid in the most convenient method by the employee. During the time of active duty, the employee may request the City to make such payments on his/her behalf and reconcile the amounts paid upon his/her return to City employment.

SECTION 14. As provided by the Employee Information Guide, Section V, Military Pay:

Employees shall be granted twenty (20) scheduled work days of paid leave each calendar year for active-duty service, inactive duty service, and required annual training. After the twenty (20) days of military pay has been exhausted, the employee activated for military service may elect to use accrued PTO balance (all or in part) or immediately commence leave without pay. Every employee returning from military leave shall submit to his/her Department Head proof of the number of days spent on duty.

SECTION 15. Pursuant to Tenn. Code Ann. § 8-4-604(a)(1), the Office of Open Records Counsel ("OORC") is required to establish a schedule of reasonable charges a records custodian may use as a guideline to charge citizens requesting copies of public records. Additionally, Tenn. Code Ann. § 10-7-503(g) requires each governmental entity subject to the Tennessee Public Records Act ("TPRA") to establish a written public records policy that includes a statement of any fees charged for copies of public records and the procedures for billing and payment. Accordingly, the following policy sets forth general guidelines for records custodians when assessing reasonable charges associated with record requests under the TPRA.

POLICY:

I. General Considerations

(A.) Records custodians may not charge for inspection of public records except as provided by law.

(B.) The following schedule of reasonable charges should not be interpreted as requiring records custodians to impose charges for copies of public records. Charges for copies of public records must be pursuant to a public records policy properly adopted by the governing authority of a governmental entity. See Tenn. Code Ann. § 10-7-503(g) and § 10-7-506(a).

(C.) Application of an adopted schedule of charges shall not be arbitrary. Additionally, excessive fees and other rules shall not be used to hinder access to public records.

(D.) A records custodian may reduce or waive charges, in whole or in part, in accordance with the governmental entity's public records policy.

(E.) A records custodian may require payment for copies before producing copies of the records.

(F.) The TPRA does not distinguish requests for inspection of records based on intended use, be it for research, personal, or commercial purposes. Likewise, this Schedule of Reasonable Charges does not make a distinction in the charges assessed based on the purpose of a record request. However, other statutory provisions, such as Tenn. Code Ann. § 10-7-506(c), enumerate fees that may be assessed when specific documents are requested for a specific use. Any distinctions made, or waiver of charges permitted, based upon the type of records requested should be expressly set forth and permitted in the adopted public records policy.

(G.) Records custodians shall provide a requestor an estimate of reasonable costs to provide copies of requested records.

II. Per Page Copying Charges

(A.) For each standard 8½” x 11” or 8½” x 14” copy produced, a records custodian may assess a per page charge of up to 15 cents (\$0.15) for black and white copies and up to 50 cents (\$0.50) for color copies. If producing duplex (front and back) copies, a charge for two separate pages may be imposed for each single duplex copy.

(B.) If the charge for color copies is higher than for black and white copies, and a public record is maintained in color but can be produced in black and white, the records custodian shall advise the requestor that the record can be produced in color if the requestor is willing to pay a charge higher than that of a black and white copy.

(C.) If a governmental entity’s actual costs are higher than those reflected above, or if the requested records are produced on a medium other than 8½” x 11” or 8½” x 14” paper, the governmental entity may develop its own charges. The governmental entity must establish a schedule of charges documenting “actual cost” and state the calculation and reasoning for its charges in a properly adopted policy. A governmental entity may charge less than those charges reflected above. Charges greater than 15 cents (\$0.15) for black and white copies and 50 cents (\$0.50) for color copies can be assessed or collected only when there is documented analysis of the fact that the higher charges represent the governmental entity’s actual cost of producing such material, unless there exists another basis in law for such charges.

III. Additional Charges

(A.) When assessing a fee for items covered under this section, records custodians shall

utilize the most economical and efficient method of producing the requested records.

(B.) A records custodian may charge its actual out-of-pocket costs for flash drives or similar storage devices on which electronic copies are provided. When providing electronic records, a records custodian may charge per-page costs only when paper copies that did not already exist are required to be produced in responding to the request, such as when a record must be printed to be redacted.

(C.) It is presumed copies of requested records will be provided in person to a requestor when the requestor returns to the records custodian's office to retrieve the records.

(D.) If a requestor chooses not to personally retrieve records and the actual cost of delivering the copies, in addition to any other permitted charges, have been paid by the requestor or otherwise waived pursuant to the public records policy, then a records custodian is obligated to deliver the copies via USPS First-Class Mail. It is within the discretion of a records custodian to agree to deliver copies of records through other means, including electronically, and to assess the costs related to such delivery.

(E.) If it is not practicable or feasible for the records custodian to produce copies internally, the records custodian may use an outside vendor and charge the costs to the requester.

(F.) If a records custodian is assessed a charge to retrieve requested records from archives or any other entity having possession of requested records, the records custodian may recover from the requestor the costs assessed for retrieval.

IV. Labor Charges

(A.) A records custodian shall utilize the most cost efficient method of producing requested records. Accordingly, a records custodian should strive to utilize current employees at the lowest practicable hourly wage to fulfill public records requests for copies.

(B.) “Labor” is the time (in hours) reasonably necessary to produce requested records, including the time spent locating, retrieving, reviewing, redacting, and reproducing records.

(C.) “Labor threshold” is the first (1st) hour of labor reasonably necessary to produce requested material(s). A governmental entity may adopt a higher labor threshold than one (1) hour. A records custodian is only permitted to charge for labor exceeding the labor threshold established by the governmental entity.

(D.) “Hourly wage of an employee” is based upon the base salary of the employee and does not include benefits. If an employee is not paid on an hourly basis, the hourly wage shall be determined by dividing the employee’s annual salary by the required hours to be worked per year. For example, an employee who is expected to work a 37.5 hour workweek and receives \$39,000 in salary on an annual basis will be deemed to be paid \$20 per hour.

(E.) In calculating labor charges, a records custodian should determine the total amount of labor for each employee and subtract the labor threshold from the labor of the highest paid employee(s). The records custodian should then multiply the amount of labor for each employee by each employee’s hourly wage to calculate the total amount of labor charges associated with the request.

Example:

The hourly wage of Employee A is \$15.00. The hourly wage of Employee B is \$20.00. Employee A spends two (2) hours on a request. Employee B spends two (2) hours on the same request. The labor threshold is established at one (1) hour. Since Employee B is the highest paid employee, the labor threshold will be applied to the time Employee B spent producing the request. For this request, \$50.00 could be charged for labor. This is calculated by taking the number of hours each employee spent producing the request, subtracting the threshold amount, multiplying that number by the employee's hourly wage, and then adding the amounts together (i.e. Employee A (2 x \$15.00) + Employee B (1 x \$20.00) = \$50.00).

SECTION 16. That, pursuant to the Charter, it shall not be lawful for any department, agency, or branch of the Government to expend any money other than the purpose for which it was appropriated, nor shall the expenditures for a purpose exceed the appropriation for said purpose.

SECTION 17. If at any time the actual receipt of revenues is projected to be less than the estimated revenues, it shall be the duty of the Mayor to forthwith initiate an ordinance amending this budget ordinance so as to appropriately reduce or otherwise change the various appropriations made herein which, in the judgment of the City Council, should be made.

SECTION 18. The City Finance Officer is hereby authorized to transfer money from one appropriation to another within the same fund as may be necessary to meet expenditures for the fiscal year 2024.

SECTION 19. In addition to FY24 appropriations for current year expenditures, funds shall be appropriated to meet obligations carried forward from prior year open purchase order balances in each fund. Such appropriation shall be from the fund balance of each respective fund.

SECTION 20. That Ordinance 11941 dated March 14, 2007 amended the Chattanooga City Code, Part II, Chapter 24 relative to parking, per Section 24-335, the City delegated the Management responsibilities for parking meters within the Special Parking Management Districts to the Chattanooga Area Regional Transportation Authority. By this Budget Ordinance, any revenue in excess of the cost to CARTA for operation of metered parking spaces within the Special Parking Management Districts be appropriated to CARTA to be utilized for CARTA's parking management operations, including the costs of acquiring and maintaining parking equipment and systems and enforcement of these ordinances, as well as the acquisition, construction, and maintenance of off-street parking facilities and the provision of passenger shuttle services in downtown Chattanooga area.

SECTION 21. That Chattanooga City Code, Part II, Chapter 31, Article II, Section 31-

36(a), be and the same is hereby deleted and the following substituted in lieu thereof:

(a) Enumeration of charges; quantity of water used. Sewer service charges shall be based upon the quantity of water used as shown by water meter readings and shall be the dollar amount derived by applying the total charge in dollars per one thousand (1,000) gallons for the quantities of water shown in the following table:

User Class (gallons)	FY24 Total Charges (\$/1,000 gallons)
First 100,000	\$14.28
Next 650,000	10.63
Next 1,250,000	8.64
Next 30,000,000	7.29
Over 32,000,000	7.09

In addition, the total charges derived from the above chart for residential users will be multiplied by ninety (90) percent to compensate for water use not going to the sewer such as lawn and garden watering. Any residential location where a separate water meter has been installed for the purpose of lawn and garden watering shall not be entitled to have the multiplier applied to any water consumed through the primary water meter. Each residence or apartment unit shall have a maximum monthly sewer service charge for a volume of no more than 12,000 gallons water used; unless the minimum charge due to water meter size exceeds the 12,000 gallon limit, and then the monthly sewer service charge shall be at least the minimum for that particular size water meter.

SECTION 22. That Chattanooga City Code, Part II, Chapter 31, Article II, Section 31-36(c) as relates to sewer service charges and fees be and the same is hereby deleted and the following substituted in lieu thereof:

- (c) Billable flow. The amount due from the regional user shall be the dollar amount derived by applying the total charge shown in the table below per one thousand (1,000) gallons of water sold.

	Regional Operation & Maintenance Charge (\$/1,000 gallons)	Regional Debt Charge (\$/1,000 gallons)	Total Regional Charge (Wheelage and Treatment) (\$/1,000 gallons)
Wheelage and Treatment	\$4.1362	\$ 0.8550	\$ 4.9912

If regional customers are billed directly through the water company, the rate to be charged shall be five dollars and zero cents (\$5.00) per one thousand (1,000) gallons.

SECTION 23. That Chattanooga City Code, Part II, Chapter 31, Article II, Section 31-36

(d), be and the same hereby deleted and the following substituted in lieu thereof:

- (d) Total flow. The amount due from the regional user shall be the dollar amount derived by applying the total charge shown in the table below applied to the quantity of water measured by a flow meter installed and maintained at or near the point of connection between the system of the regional user and the Chattanooga system. In the event of any malfunction of said meters, flow shall be estimated, interpolated and/or projected in the most equitable manner possible. Such estimates, along with available readings for periods where there was no malfunction, shall be the basis for billing.

	Regional Operation & Maintenance Charge (\$/1,000 gallons)	Regional Debt Charge (\$/1,000 gallons)	Total Regional Charge (Wheelage and Treatment) (\$/1,000 gallons)
Wheelage and Treatment	\$ 2.3326	\$ 0.5297	\$ 2.8623

SECTION 24. That Chattanooga City Code, Part II, Chapter 31, Article II, Section 31-37, be and

the same is hereby deleted and the following substituted in lieu thereof:

Minimum sewer service charges based upon water meter connection size shall be as follows:

Monthly Minimum Sewer Service Charges

<u>Meter Size</u> (inches)	FY24 10/1/2023 <u>Charge per Month</u>
5/8	29.34
3/4	104.66
1	182.87
1-1/2	409.28

2	724.67
3	1,698.70
4	3,139.23
6	7,477.14
8	13,225.70

The minimum sewer service charge for residential users with various meter size shall be multiplied by ninety (90) percent to compensate for water use not going to the sewer such as lawn and garden watering. Any residential location where a separate water meter has been installed for the purpose of lawn and garden watering shall not be entitled to have the multiplier applied to any water consumed through the primary water meter.

SECTION 25. That Chattanooga City Code, Part II, Chapter 31, Article II, Section 31-41(c), be and the same is hereby deleted and the following substituted in lieu thereof:

- (c) Rates. Based upon the current cost of treating wastewater containing constituents with concentrations in excess of “normal wastewater,” numerical rates are hereby established for Bc and Sc as follows:

Bc = \$0.1229 per pound of BOD for concentrations in excess of three hundred (300) milligrams per liter.

Sc = \$0.0852 per pound of total suspended solids for concentrations in excess of four hundred (400) milligrams per liter.

SECTION 26. That Chattanooga City Code, Part II, Chapter 31, Article II, Section 31-43

(b), (f) and (g) be and the same are hereby deleted and the following substituted in lieu thereof:

(b) *Fees for garbage grinders.* Any user of a garbage grinder, except users in a premise used exclusively for an individual residence, shall be charged at a rate of four hundred forty-one dollars (\$441.00) per month. The superintendent shall bill users on a quarterly basis and the bills shall be due and payable within fifteen (15) days following the last day of the billing period.

(f) *Fees for septic tank discharge.* All persons discharging concentrated, domestic septic tank sewage waste from a truck under

the provisions of Article III of this Chapter shall be charged at the rate of one hundred seventy dollars (\$170.00) per one thousand (1,000) gallons of such waste. The minimum charge for septic tank discharges shall be one half (1/2) of the rate for one thousand (1,000) gallons of the rate in effect at the time of such discharge.

(g) *Fees for holding tank wastes.* All persons discharging any holding tank waste authorized pursuant to division 6 of this article shall be charged at the rate of fourteen dollars and twenty-eight cents (\$14.28) per one thousand (1,000) gallons of such discharge, plus any surcharge rate authorized by Article III of this chapter for concentrations of pollutants in excess of normal waste water without regard to the definition of the industrial user or other limitations set forth in such section. The Plant Manager may also require a chemical analysis of such waste and charge therefore.

(h) Late fees of 10% (ten percent) shall be applied to all amounts billed but not received by the due date indicated on the invoice.

(i) An applicable disconnect fee may be assessed for delinquent accounts.

SECTION 27. Notwithstanding any other provision of this Ordinance to the contrary, water providers within the City of Chattanooga shall bill according to the new Chattanooga sewer service charges effective on the 1st day of October 2023 until further notice.

SECTION 28. That per ordinance 12377 Section 2 Amending City Code, Part II, Chapter 31, Article VIII, Division 7, Fees, Section 31-354 the annual City of Chattanooga Water Quality fee for bills issued on or about October 1, 2023 for calendar year 2023 will be One hundred eighty-three dollars and fifty-four cents (\$183.54) per Equivalent Residential Unit (ERU) for Residential and Non-residential Properties.

SECTION 29. That Chattanooga City Code, Part II, Chapter 31, Article VIII, Division 3, Land Disturbing Activity and Erosion and Sedimentation Control, Section 31-322, be and the same is hereby deleted and the following substituted in lieu thereof:

No Land Disturbing Activity or associated activity in this Article, whether temporary or permanent, shall be conducted within the City of Chattanooga until a land disturbing permit has been issued by the City. Such permit shall be available for inspection by the City on the job site at all times during which land disturbing activities are in progress. Such permit shall be required in addition to any building permit or other permit required upon the site.

Each application for the issuance of a land disturbing permit under this article shall be accompanied by a nonrefundable permit fee subject to the following fee schedule:

Permit	Fee
Simple residential	\$250 min. (up to 1 acre disturbed area)
Complex	\$250 per acre or part thereof
Revision after second review (each)	\$1,000
Post-issued revision (each)	\$1,000
Variance or Infeasibility Request	\$1,375
Bonds/Letter of credit (each)	\$675
Driveway Tile/Culvert Sized by City (each)	\$500
As-Built Survey/Certification Review (each)	\$675
Grading only	\$250 per acre or part thereof
Timber Removal Permit	\$250 per acre or part thereof
Tree Ordinance (each)	\$500

SECTION 30. That this Ordinance shall be operative, as distinguished from its effective date, on and after July 1, 2023.

SECTION 31. That if any section, sentence, word or figures contained in this Ordinance should be declared invalid by a final decree of a Court of competent jurisdiction, such holding

shall not affect the remaining sentences, sections, words or figures contained in this Ordinance, but the same shall remain in full force and effect.

SECTION 32. That this Ordinance shall take effect immediately from and after its passage.


PASSED on Second and Final Reading: June 20, 2023



CHAIRPERSON

APPROVED: DISAPPROVED:

DATE 6/22/23, 2023



MAYOR

Public Hearing Took Place DATE: June 6, 2023

CITY OF CHATTANOOGA			
General Pay Structure FY24			
Grade	MIN	MID	MAX
**GS.03	\$32,779	\$39,600	\$48,320
**GS.04	\$33,318	\$40,252	\$49,115
**GS.05	\$35,462	\$42,842	\$52,276
**GS.06	\$37,826	\$45,698	\$55,760
**GS.07	\$41,094	\$49,646	\$60,577
**GS.08	\$45,464	\$54,926	\$67,020
**GS.09	\$49,487	\$59,786	\$72,950
**GS.10	\$52,946	\$63,965	\$78,049
**GS.11	\$56,623	\$68,407	\$83,470
**GS.12	\$61,538	\$74,344	\$90,714
**GS.13	\$67,882	\$82,009	\$100,066
**GS.14	\$73,550	\$88,857	\$108,422
**GS.15	\$78,324	\$94,624	\$115,459
GS.16	\$83,316	\$100,654	\$122,817
GS.17	\$89,875	\$108,579	\$132,487
*GS.18	\$97,291	\$117,538	\$143,418
GS.19	\$98,193	\$118,628	\$144,749
*GS.20	\$99,597	\$120,324	\$146,818
*GS.21	\$103,910	\$125,535	\$153,177
*GS.22	\$104,576	\$126,339	\$154,157
GS.23	\$105,509	\$127,466	\$155,533
GS.24	\$111,596	\$134,820	\$164,506
GS.25	\$117,903	\$142,439	\$173,803
GS.26	\$126,109	\$152,353	\$185,900
*GS.27	\$127,113	\$153,567	\$187,381
GS.28	\$136,401	\$164,787	\$201,071
GS.29	\$152,764	\$184,556	\$225,193

***Public Safety Management Grade**These Grades May Contain FES Jobs**
Each Step progression is equal to 1% added to the previous step

CITY OF CHATTANOOGA			
Wastewater Pay Structure FY24			
Grade	MIN	MID	MAX
WWFG.03-N	\$40,000	\$48,000	\$56,000
WWFG.04-N	\$42,400	\$50,880	\$59,360
WWFG.05-N	\$44,944	\$53,933	\$62,922
WWFG.06-N	\$47,641	\$57,169	\$66,697
WWFG.07-N	\$50,499	\$60,599	\$70,699
WWFG.08-N	\$53,529	\$64,235	\$74,941
WWFG.09-N	\$56,741	\$68,089	\$79,437
WWFG.09-E	\$63,550	\$76,260	\$88,970
WWFG.10-E	\$67,363	\$80,836	\$94,308
WWFG.11-E	\$71,405	\$85,686	\$99,967
WWFG.12-E	\$75,689	\$90,827	\$105,965
WWFG.13-E	\$80,230	\$96,276	\$112,323
WWFG.14-E	\$85,044	\$102,053	\$119,062
WWFG.15-E	\$90,147	\$108,176	\$126,206
WWFG.16-E	\$95,556	\$114,667	\$133,778
WWFG.17-E	\$98,422	\$118,107	\$137,791
WWFG.18-E	\$101,375	\$121,650	\$141,925
WWFG.19-E	\$104,416	\$125,300	\$146,183
WWFG.20-E	\$107,549	\$129,059	\$150,568
WWFG.21-E	\$110,775	\$132,930	\$155,086
WWFG.22-E	\$114,099	\$136,918	\$159,738
WWFG.23-E	\$117,522	\$141,026	\$164,530
WWFG.24-E	\$121,047	\$145,257	\$169,466

Each Step progression is equal to the step # as a % added to the minimum of the range

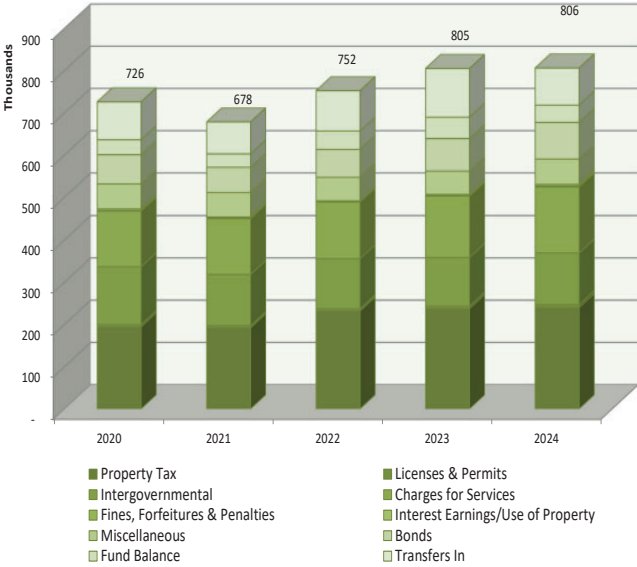
CITY OF CHATTANOOGA										
FIRE PAY STRUCTURE --FY24										
Rank	Grade	Entry	Year 2	Year 3	Year 4	Year 5	Year 6	Year 8	Year 10	Year 12
Step # For Reference		1	2	3	4	5	6	7	8	9
Cadet	FD.0C	\$41,540.04								
Firefighter	FD.1A	\$42,197.80	\$43,463.74	\$44,767.65	\$46,110.68	\$47,494.01	\$48,918.82	\$50,386.39	\$51,897.97	\$53,454.92
Staff Firefighter*	FD.1C	\$46,197.80	\$47,463.74	\$48,767.65	\$50,110.68	\$51,494.01	\$52,918.82	\$54,386.39	\$55,897.97	\$57,454.92
Senior Firefighter	FD.2A			\$46,110.68	\$47,494.01	\$48,918.82	\$50,386.39	\$51,897.97	\$53,454.92	\$55,058.56
Staff Senior Firefighter*	FD.2C			\$50,110.68	\$51,494.01	\$52,918.82	\$54,386.39	\$55,897.97	\$57,454.92	\$59,058.56
Lieutenant	FD.3A						\$56,710.33	\$58,411.63	\$60,163.98	\$61,968.90
Staff Lieutenant*	FD.3C						\$60,710.33	\$62,411.63	\$64,163.98	\$65,968.90
Captain	FD.4A								\$65,742.81	\$67,715.10
Staff Captain*	FD.4C								\$69,742.81	\$71,715.10
Battalion Chief/Deputy Fire Marshall	FD.5A									\$78,500.35
Training/Logistics/Tactical Services Chief	FD.6C									\$85,779.46
Rank	Grade	Year 14	Year 16	Year 18	Year 20	Year 22	Year 24	Year 26	Year 28	
Step # For Reference		10	11	12	13	14	15	16	17	
Cadet	FD.0C									
Firefighter	FD.1A	\$55,058.57	\$56,710.33	\$58,411.63	\$60,163.98					
Staff Firefighter*	FD.1C	\$59,058.57	\$60,710.33	\$62,411.63	\$64,163.98					
Senior Firefighter	FD.2A	\$56,710.33	\$58,411.63	\$60,163.98	\$61,968.89	\$63,827.96	\$65,742.80			
Staff Senior Firefighter*	FD.2C	\$60,710.33	\$62,411.63	\$64,163.98	\$65,968.89	\$67,827.96	\$69,742.80			
Lieutenant	FD.3A	\$63,827.97	\$65,742.81	\$67,715.10	\$69,746.54	\$71,838.95	\$73,994.11	\$76,213.93		
Staff Lieutenant*	FD.3C	\$67,827.97	\$69,742.81	\$71,715.10	\$73,746.54	\$75,838.95	\$77,994.11	\$80,213.93		
Captain	FD.4A	\$69,746.54	\$71,838.95	\$73,994.11	\$76,213.93	\$78,500.35	\$80,855.37	\$83,281.01	\$85,779.46	
Staff Captain*	FD.4C	\$73,746.54	\$75,838.95	\$77,994.11	\$80,213.93	\$82,500.35	\$84,855.37	\$87,281.01	\$89,779.46	
Battalion Chief/Deputy Fire Marshall	FD.5A	\$80,855.37	\$83,281.01	\$85,779.46	\$88,352.82	\$91,003.43	\$93,733.53	\$96,545.54	\$99,441.90	
Training/Logistics/Tactical Services Chief	FD.6C	\$88,352.82	\$91,003.43	\$93,733.53	\$96,545.54	\$99,441.90	\$102,425.16	\$105,497.90	\$108,662.85	

*Staff positions up to and including Captain receive an additional \$4,000 per year for shift supplement.

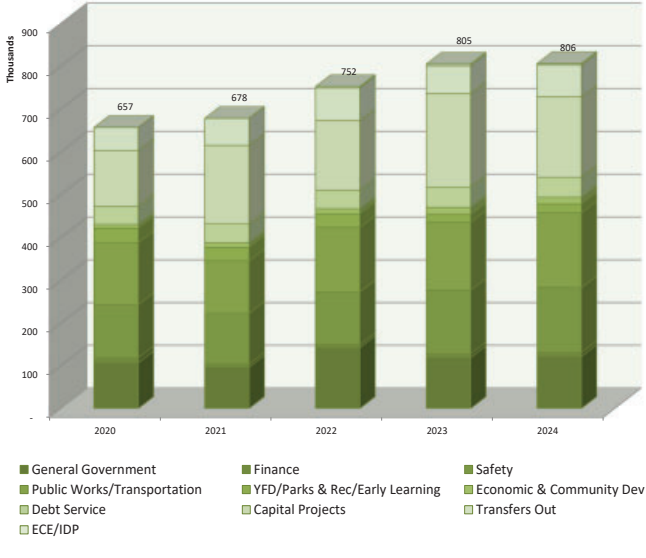
150| COMPREHENSIVE ANNUAL BUDGET REPORT

CITY OF CHATTANOOGA										
POLICE PAY STRUCTURE -- FY24										
Rank	Grade	Entry	Year 2	Year 3	Year 4	Year 5	Year 6	Year 8	Year 10	Year 12
Step # For Reference		1	2	3	4	5	6	7	8	9
Police Cadet	PD.1	\$44,882.78								
Police Officer	PD.2	\$47,244.12	\$48,661.45	\$50,121.29	\$51,624.93	\$53,173.68	\$54,768.89	\$56,411.96	\$58,104.32	\$59,847.45
Master Police Officer	PD.5								\$59,847.44	\$61,642.86
Police Sergeant	PD.6					\$59,847.44	\$61,642.86	\$63,492.15	\$65,396.91	\$67,358.82
Police Lieutenant	PD.7								\$75,812.94	\$78,087.34
Police Captain	PD.8									\$85,328.14
Rank	Grade	Year 14	Year 16	Year 18	Year 20	Year 22	Year 24	Year 26	Year 28	
Step # For Reference		10	11	12	13	14	15	16	17	
Police Cadet	PD.1									
Police Officer	PD.2									
Master Police Officer	PD.5	\$63,492.15	\$65,396.91	\$67,358.82	\$69,379.58	\$71,460.98				
Police Sergeant	PD.6	\$69,379.58	\$71,460.98	\$73,604.80	\$75,812.94	\$78,087.34	\$80,429.96			
Police Lieutenant	PD.7	\$80,429.96	\$82,842.86	\$85,328.14	\$87,887.98	\$90,524.62	\$93,240.36	\$96,037.57		
Police Captain	PD.8	\$87,887.98	\$90,524.62	\$93,240.36	\$96,037.57	\$98,918.70	\$101,886.26	\$104,942.85	\$108,091.14	

Financial Overview



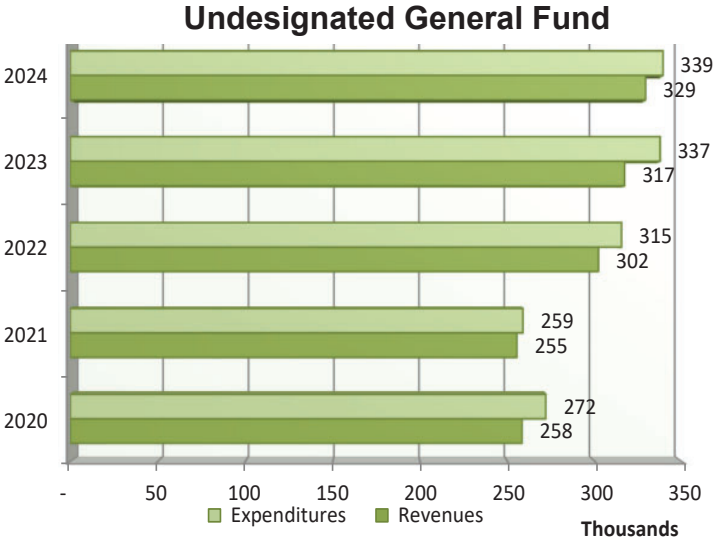
Budgeted Revenues & Other Funding Sources
(in 1,000)



Budgeted Expenditures
(in 1,000)

Revenue and Expenditure History

Total City revenues and operating transfers in for the fiscal year ended June 30, 2020 were \$725,841,927. Total projected City revenue and transfers in for the fiscal year ended June 30, 2024 is \$806,161,076 an increase of \$80,319,149 or 11.1% over this five year period. Increases include property tax due to rising assessment values, Stormwater fees, bonds for capital projects, Wastewater fees, and cost of operations mainly due to large capital improvements because of the EPA consent decree imposed on the Wastewater System. Also below are comparisons of total budgeted revenues and expenditures for the Undesignated General Fund.



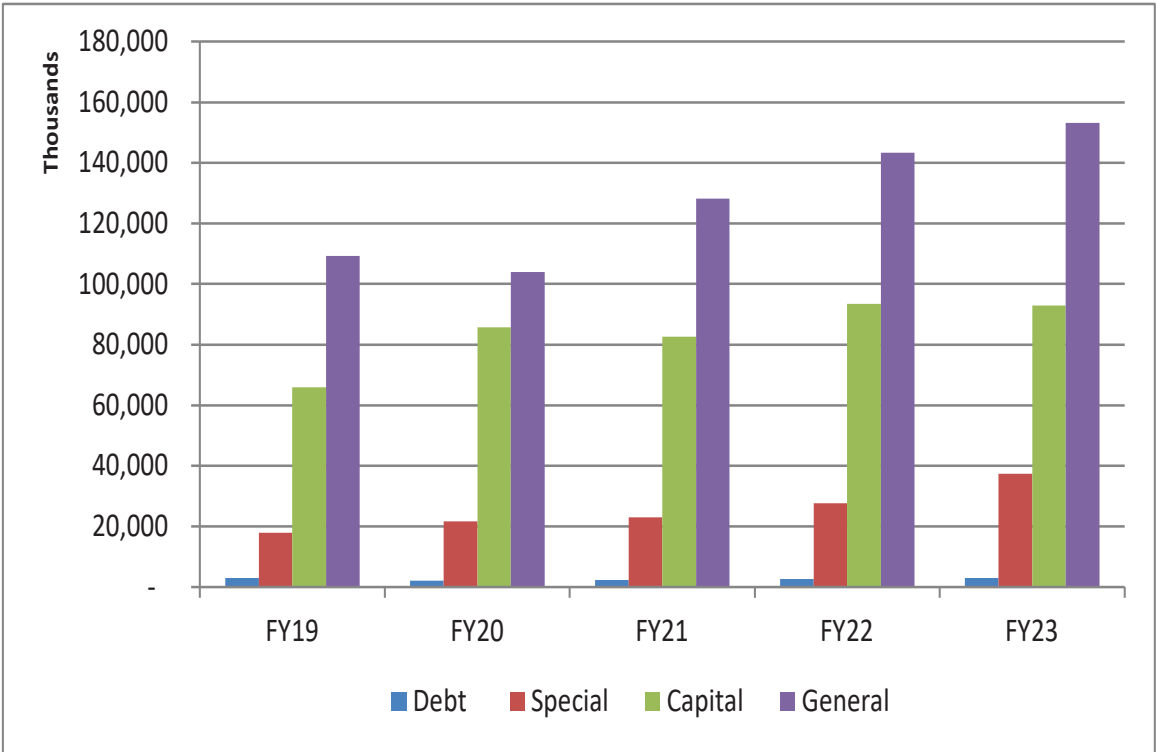
**BUDGETED Sources & Uses of Funds
BY FUND TYPE
Fiscal Year Ending June 30, 2024**

Sources	Governmental Fund Types						Internal Service Funds	Budget Total Revenue/Uses 2024	Budget Total Revenue/Uses 2023	Actual Total Revenue/Uses 2022
	Undesignated General	Special Revenue	Debt Service	Capital Projects	Proprietary Fund Types					
Taxes	212,973,490	27,368,000	-	-	-	-	240,341,490	237,693,400	235,348,616	
Licenses & Permits	6,543,450	-	-	-	-	-	6,543,450	5,685,350	6,769,131	
Intergovernmental	97,719,700	6,671,576	310,006	17,474,712	-	-	122,175,994	115,037,986	122,626,704	
Charges for services	1,291,300	2,298,629	-	-	126,569,988	25,241,117	155,401,034	144,233,088	148,181,506	
Fines, forfeitures and penalties	508,300	1,768,800	-	-	-	-	2,277,100	2,747,940	2,269,481	
Interest earnings/Use of Property	3,165,600	-	-	-	500,000	-	3,665,600	1,411,200	1,952,640	
Miscellaneous	6,798,160	100,000	85,566	-	52,640	52,868,169	59,904,535	54,948,862	56,194,554	
Bonds	-	-	-	15,000,000	71,700,000	-	86,700,000	77,000,000	66,073,220	
Fund Balance	10,000,000	1,331,630	-	-	31,264,635	(1,130,019)	41,466,246	50,851,067	-	
Transfers In	-	816,000	23,982,423	32,738,558	27,048,646	3,100,000	87,685,627	115,220,119	83,707,405	
Total Revenues	339,000,000	40,354,635	24,377,995	65,213,270	257,135,909	80,079,267	806,161,076	804,829,012	723,123,257	
Uses										
General Government	46,090,220	10,833,760	-	-	-	3,200,000	60,123,980	57,510,952	49,563,411	
Finance & Administration	7,432,826	1,975,230	-	-	-	-	9,408,056	9,347,920	11,143,581	
Safety	149,619,598	220,000	-	-	1,894,459	-	151,734,057	148,333,105	142,650,251	
Public Works	41,703,949	6,646,526	-	-	100,168,684	25,241,117	173,760,276	157,235,118	139,874,625	
Parks & Recreation	16,949,697	-	-	-	-	-	16,949,697	15,041,284	22,178,504	
Youth & Family Development	-	-	-	-	-	-	-	-	-	
Human Resources	3,565,890	-	-	-	-	51,638,150	55,204,040	54,830,350	48,903,965	
Early Learning	3,161,294	745,000	-	-	-	-	3,906,294	3,280,995	-	
Economic & Community Dev	15,429,064	-	-	-	-	-	15,429,064	16,843,858	25,162,027	
Executive Branch	6,495,249	-	-	-	-	-	6,495,249	6,776,418	4,555,722	
Equity & Community Engagement	1,631,376	-	-	-	-	-	1,631,376	1,408,823	354,487	
Innovation Delivery & Performance	2,273,536	-	-	-	-	-	2,273,536	2,367,032	1,617,256	
City Planning, Transportation	997,216	-	-	-	-	-	997,216	1,208,404	601,705	
Debt Service	-	4,005,769	24,377,995	-	18,480,266	-	46,864,030	47,409,848	37,815,883	
Capital Projects	-	13,250,000	-	65,213,270	109,543,854	-	188,007,124	218,370,000	79,136,730	
Other Expenses	-	-	-	-	-	-	-	-	-	
Transfers Out	43,650,085	2,678,350	-	-	27,048,646	-	73,377,081	64,864,905	76,937,779	
Total Appropriations	339,000,000	40,354,635	24,377,995	65,213,270	257,135,909	80,079,267	806,161,076	804,829,012	640,495,926	

Fund Balance/Net Position Summary

During the past five years, the City of Chattanooga has seen a total net increase in its Governmental Fund Balances of \$65.3 million or 33.4%. This is due to the increase in the fund balance for the General Fund of \$43.7million or 39.9%, an increase in the Capital Fund of \$1.4 million or 2.2%, and an increase in Special Revenue Funds of \$20.1million or 117.1% during this period.

Changes in Fund Balance Governmental Funds Includes Designated Funds



	FY19	FY20	FY21	FY22	FY23
Debt Service Fund	\$ 3,049,311	\$ 2,118,813	\$ 2,393,395	\$ 2,671,340	\$ 3,049,423
Special Revenue Funds	\$ 17,192,041	\$ 21,618,453	\$ 23,000,246	\$ 27,694,101	\$ 37,325,450
Capital Funds	\$ 66,005,290	\$ 85,779,119	\$ 82,591,393	\$ 93,464,852	\$ 92,892,742
General Fund	\$ 109,442,785	\$ 103,941,751	\$ 128,221,197	\$ 143,316,531	\$ 153,157,715
Totals	\$ 195,689,427	\$ 213,458,136	\$ 236,206,231	\$ 267,146,824	\$ 286,425,330

Fund Balance/Net Position Summary

The General Fund Balance was \$109,442,785 in FY19. This has risen to a current unaudited balance of \$153,157,715 for FY 2023. The increase is primarily due to conservative budgeting resulting in positive variances in expenditures largely because of funded vacancies and certain revenues unexpectedly outperforming revenue estimates.

The Special Revenue Fund Balance has increased from a balance of \$17,192,041 in FY19 to an FY23 unaudited balance of \$37,325,450. The City earmarks .25 percent of its share of the local option sales tax for economic development. These funds are dedicated to supported capital and the payments for the retirement of the Lease Rental Revenue Bonds.

Debt Service Fund Balance was \$3,049,311 in FY19, increasing to \$3,049,423 by the end of FY23.

The Capital Fund Balance has fluctuated most during the past few years. This is primarily because the city recorded \$20.2 million bond proceeds in FY20. Since FY19, the balance has increased from \$66,005,290 to an unaudited \$92,892,742 at the ending of FY23.

The Net Position within the Enterprise Funds (excluding the Electric Power Board) has been most dramatic. Net Position of \$511,630,323 in FY19 has increased to an FY23 unaudited balance of \$720,494,910. For more than fifteen years, the City has been subject to federal mandates relative to sanitary sewer, water quality and landfill operations which necessitated the imposition of a Stormwater fee and increased landfill rates and Wastewater service fees to fund such mandates such as the EPA consent decree. Wastewater rates have increased since FY11 to meet requirements of the consent decree. The FY24 rate increase is 6%.

The Stormwater fee had remained constant at \$24.00 for two (2) or less residential units on a lot of 10,000 square feet or less since 1993. There is not a rate increase for FY24, the Stormwater fee remains \$183.54 per Equivalent Residential Unit (ERU). One ERU is equal to 3,200 square feet of impervious area of residential property.

The Internal Service Fund Net Position was \$42,209,860 in FY19. At the end of FY23, this fund category is projected to have an unaudited Net Position of \$73,826,595. This fund category is not intended to

generate profits. The Internal Service Fund includes the City's fleet, on site pharmacy, on site clinic, a wellness facility and employee healthcare costs.

The chart on the previous page plots the year-to-year changes in Fund Balances for the governmental fund types in the City of Chattanooga. The subsequent Fund Balance schedules are inclusive of all reported funds found in and outside of the budget ordinance, while the departmental sections present only funds which are accounted for in the budget ordinance.

City of Chattanooga, Tennessee

General Fund

Includes Designated General Funds
Statement of Revenues, Expenditures, and Changes in Fund Balance
Budget and Actual on Budgetary Basis
Years Ended June 30, 2021 - 2024

	2021	2022	Unaudited 2023	Budget 2024
FUND BALANCE at beginning of year	103,941,751	128,221,197	143,316,531	153,157,715
Revenues				
Taxes	178,105,801	207,597,651	214,766,358	212,973,490
Licenses and permits	6,932,293	6,769,131	7,715,061	6,543,450
Intergovernmental Revenues	117,505,844	122,901,792	124,301,088	117,100,141
Charges for Services	3,805,737	3,877,385	4,671,057	5,532,245
Fines, forfeitures and penalties	1,448,678	2,257,231	1,948,042	2,434,600
Interest Income	687,164	768,601	6,998,211	2,898,000
Contributions and donations	211,672	141,396	316,306	-
Sale of Property	255,693	144,716	1,164,100	267,600
Miscellaneous Revenues	8,590,755	7,668,513	7,809,663	7,005,465
Total Revenues	317,543,637	352,126,416	369,689,886	354,754,991
Expenditures				
General Government	52,151,605	66,176,117	66,842,330	75,470,131
Finance & Administration	6,172,976	6,461,022	6,666,291	7,710,866
Economic and Community Development	10,613,752	14,327,898	18,891,703	17,223,460
CARTA appropriation	5,800,000	5,800,000	5,800,000	5,800,000
Public Safety	112,841,847	140,269,787	147,872,785	150,280,567
Public Works and Transportation	45,547,830	37,975,144	38,325,944	41,633,366
Parks & Outdoors	-	14,603,013	18,556,671	16,950,522
Early Learning	-	-	2,653,458	3,161,294
Youth & Family Development	10,480,857	807,077	-	-
Total Expenditures	243,608,867	286,420,058	305,609,182	318,230,206
Excess (deficiency) of revenues over expenditures	73,934,770	65,706,358	64,080,704	36,524,785
Other Financing Sources (Uses)				
Operating transfers in	-	-	-	-
Operating transfers out	(49,655,324)	(51,980,980)	(54,239,520)	(46,746,415)
Issuance of debt/Capital Lease	-	1,369,956	-	-
Total other financing sources (uses)	(49,655,324)	(50,611,024)	(54,239,520)	(46,746,415)
Excess (deficiency) of revenues and other financing sources over (under) expenditures	24,279,446	15,095,334	9,841,184	(10,221,630)
FUND BALANCE at end of year	128,221,197	143,316,531	153,157,715	142,936,085

City of Chattanooga, Tennessee

Special Revenue Funds

Statement of Revenues, Expenditures, and Changes in Fund Balance
Years Ended June 30, 2021 - 2024

	2021	2022	Unaudited 2023	Budget 2024
FUND BALANCE at beginning of year	<u>21,618,455</u>	<u>23,000,246</u>	<u>27,694,101</u>	<u>37,325,450</u>
Revenues				
Taxes	7,104,093	10,586,270	10,894,424	8,957,000
Licenses and permits	682,423	752,947	643,197	612,251
Intergovernmental Revenues	27,713,017	27,970,510	38,150,326	7,808,529
Charges for Services	285,652	509,832	334,104	354,775
Fines, forfeitures and penalties	16,171	19,550	24,718	20,000
Interest Income	33,490	84,731	501,016	5,200
Contributions and donations	1,464	5,355	-	-
Miscellaneous Revenues	613,932	60,229	1,791,479	100,000
Total Revenues	<u>36,450,242</u>	<u>39,989,424</u>	<u>52,339,264</u>	<u>17,857,755</u>
Expenditures				
General Government	7,162,248	3,436,439	2,890,238	1,758,526
City Planning		4,093,599	4,044,317	3,561,023
Economic Development	2,574,691	7,150,223	8,495,916	-
Public Safety	342,265	296,186	185,190	220,000
Public Works & Transportation	3,363,590	4,121,626	4,665,846	6,646,526
Parks and Outdoors	-	85,301	-	-
Youth and Family Development	18,113,612	-	-	-
Early Learning	-	13,036,592	16,460,312	745,000
Total Expenditures	<u>31,556,406</u>	<u>32,219,966</u>	<u>36,741,819</u>	<u>12,931,075</u>
Excess (deficiency) of revenues over expendit	4,893,836	7,769,458	15,597,445	4,926,680
Other Financing Sources (Uses)				
Operating transfers in	3,646,373	3,653,237	3,340,743	4,295,947
Operating transfers out	(7,158,418)	(7,191,285)	(9,306,839)	(9,505,769)
Leases	-	462,445	-	-
Total other financing sources (uses)	<u>(3,512,045)</u>	<u>(3,075,603)</u>	<u>(5,966,096)</u>	<u>(5,209,822)</u>
Excess (deficiency) of revenues and other financing sources over (under) expenditures	<u>1,381,791</u>	<u>4,693,855</u>	<u>9,631,349</u>	<u>(283,142)</u>
FUND BALANCE at end of year	<u>23,000,246</u>	<u>27,694,101</u>	<u>37,325,450</u>	<u>37,042,308</u>

City of Chattanooga, Tennessee

Debt Service Fund

Statement of Revenues, Expenditures, and Changes in Fund Balance
Years Ended June 30, 2021 - 2024

	2021	2022	Unaudited 2023	Budget 2024
FUND BALANCE at beginning of year	<u>2,118,813</u>	<u>2,393,395</u>	<u>2,671,339</u>	<u>3,049,423</u>
Expenditures				
Principal retirement	18,153,780	18,145,412	18,026,994	18,326,297
Interest	6,239,483	5,669,071	5,794,938	5,951,698
Fiscal agent fees	36,843	31,629	20,844	100,000
Total Expenditures	<u>24,430,106</u>	<u>23,846,112</u>	<u>23,842,776</u>	<u>24,377,995</u>
Excess (deficiency) of revenues over expend	<u>(24,430,106)</u>	<u>(23,846,112)</u>	<u>(23,842,776)</u>	<u>(24,377,995)</u>
Other Financing Sources (Uses)				
Operating transfers in	24,704,688	24,124,056	24,220,860	24,377,995
Total other financing sources (uses)	<u>24,704,688</u>	<u>24,124,056</u>	<u>24,220,860</u>	<u>24,377,995</u>
Excess (deficiency) of revenues and other financing sources over (under) expenditure	<u>274,582</u>	<u>277,944</u>	<u>378,084</u>	<u>-</u>
FUND BALANCE at end of year	<u><u>2,393,395</u></u>	<u><u>2,671,339</u></u>	<u><u>3,049,423</u></u>	<u><u>3,049,423</u></u>

City of Chattanooga, Tennessee

Capital Funds

Statement of Revenues, Expenditures, and Changes in Fund Balance
Years Ended June 30, 2021 - 2024

	2021	2022	Unaudited 2023	Budget 2024
FUND BALANCE at beginning of year	<u>85,779,120</u>	<u>82,591,393</u>	<u>93,464,852</u>	<u>92,892,742</u>
Revenues				
Intergovernmental Revenues	2,230,123	1,456,723	1,912,897	17,474,712
Interest Income	-	64,194	1,155,378	-
Contributions and Donations	6,566,484	193,000	160,618	-
Sale of Property	1,466,301	353,804	-	-
Miscellaneous Revenues	89,997	293,417	-	-
Total Revenues	<u>10,352,905</u>	<u>2,361,138</u>	<u>3,228,893</u>	<u>17,474,712</u>
Expenditures				
General Government	3,143,324	4,993,625	6,955,552	1,734,830
Finance & Administration	2,892,633	4,682,558	1,254,793	2,938,000
Safety	1,054,973	2,282,566	714,324	9,250,000
Public Works	9,865,390	16,755,471	19,018,121	47,175,440
Transportation	17,818,125	-	-	-
Parks & Outdoors	59,677	3,373,474	3,623,278	3,415,000
Youth and Family Development	1,133,678	-	-	-
Economic & Community Development	3,150,110	5,687,452	8,147,845	700,000
General Services	7,731	-	-	-
Early Learning	-	439,708	108,797	-
Total Expenditures	<u>39,125,641</u>	<u>38,214,854</u>	<u>39,822,710</u>	<u>65,213,270</u>
Excess (deficiency) of revenues over expenditure	<u>(28,772,736)</u>	<u>(35,853,716)</u>	<u>(36,593,817)</u>	<u>(47,738,558)</u>
Other Financing Sources (Uses)				
Operating transfers in	25,585,009	30,944,972	33,984,758	22,738,558
Operating transfers out	-	-	-	-
Refunding bonds issued	-	22,075,000	-	-
General Obligation bonds issued	-	12,455,000	-	15,000,000
Premium on refunding bonds issued	-	6,085,845	-	-
Premium on general obligation bonds issued	-	-	-	-
Note Proceeds	-	-	-	-
Capital Leases	-	535,485	2,036,949	-
Payments to refunded Bond Escrow Agent	-	(25,369,127)	-	-
Total other financing sources (uses)	<u>25,585,009</u>	<u>46,727,175</u>	<u>36,021,707</u>	<u>37,738,558</u>
Excess (deficiency) of revenues and other financing sources over (under) expenditures	<u>(3,187,727)</u>	<u>10,873,459</u>	<u>(572,110)</u>	<u>(10,000,000)</u>
FUND BALANCE at end of year	<u>82,591,393</u>	<u>93,464,852</u>	<u>92,892,742</u>	<u>82,892,742</u>

City of Chattanooga, Tennessee

Enterprise Funds

Statement of Revenues, Expenses and
Changes in Net Position
Years Ended June 30, 2021 - 2024

	2021	2022	Unaudited 2023	Budget 2024
OPERATING REVENUES				
Customer Charges	142,495,895	147,293,154	161,178,771	157,236,907
Other	10,530	275,648	(1,236)	120,000
Total Revenues	<u>142,506,425</u>	<u>147,568,802</u>	<u>161,177,535</u>	<u>157,356,907</u>
OPERATING EXPENSES				
Wastewater Operation	46,015,325	52,316,598	66,896,205	69,882,867
Solid Waste Operation	2,997,427	3,549,496	4,193,180	3,663,014
Stormwater Management Operation	14,075,700	13,875,634	16,214,543	24,156,335
TN Valley Regional Communication Sys	1,122,653	737,031	1,079,460	1,894,459
Chattanooga Downtown Redevelopment	1,034,001	230,384	276,229	352,202
Depreciation and Amortization	16,389,315	20,539,576	16,438,245	17,885,828
Closure/Postclosure Costs	56,914	158,561	300,000	591,624
Other/Housing	-	30,318	32,522	2,060,909
Total Operating Expenses	<u>81,691,335</u>	<u>91,437,598</u>	<u>105,430,384</u>	<u>120,487,238</u>
OPERATING INCOME	<u>60,815,090</u>	<u>56,131,204</u>	<u>55,747,151</u>	<u>36,869,669</u>
NONOPERATING REVENUES (EXPENSES)				
Investment Income	2,393,451	794,609	2,525,596	1,005,000
Interest Expense	(4,547,493)	(4,515,049)	(4,822,999)	(4,650,624)
Intergovernmental	-	-	-	1,596,099
Other Income (expense)	129,266	(85,167)	508,700	105,491
Total Nonoperating Rev. (Exp.)	<u>(2,024,776)</u>	<u>(3,805,607)</u>	<u>(1,788,703)</u>	<u>(1,944,034)</u>
INCOME (LOSS) BEFORE CONTRIBUTIONS TRANSFERS AND SPECIAL ITEM	<u>58,790,314</u>	<u>52,325,597</u>	<u>53,958,448</u>	<u>34,925,635</u>
Capital Contributions	530,489	-	-	-
Operating Transfers In	167,829	-	-	-
Operating Transfers Out	(159,298)	-	-	(64,892,500)
CHANGE IN NET POSITION	<u>59,329,334</u>	<u>52,325,597</u>	<u>53,958,448</u>	<u>(29,966,865)</u>
NET POSITION - Beginning	555,865,417	614,210,865	666,536,462	720,494,910
PRIOR PERIOD ADJUSTMENT				
CHANGE IN ACCOUNTING PRINCIPAL	<u>(983,886)</u>	<u>-</u>	<u>-</u>	<u>-</u>
NET POSITION, as restated	554,881,531	614,210,865	666,536,462	720,494,910
Amortization of Contributed Capital	-	-	-	-
CHANGE IN NET POSITION	<u>59,329,334</u>	<u>52,325,597</u>	<u>53,958,448</u>	<u>(29,966,865)</u>
NET POSITION - Ending	<u>614,210,865</u>	<u>666,536,462</u>	<u>720,494,910</u>	<u>690,528,045</u>

City of Chattanooga, Tennessee

Internal Service Funds

Statement of Revenues, Expenses, and Changes in Net Position
Years Ended June 30, 2021 - 2024

	2021	2022	Unaudited 2023	Budget 2024
OPERATING REVENUES				
Billings to Departments	48,155,637	54,076,327	60,637,460	76,629,286
Claim reimbursed by OPEB Trust	7,239,382	7,440,308	7,575,544	-
Other	6,988,859	9,211,023	8,525,170	80,000
Total Operating Revenues	62,383,878	70,727,658	76,738,174	76,709,286
OPERATING EXPENSES				
Repairs & Maintenance - Amnicola	3,893,644	4,556,339	5,194,758	5,308,727
Repairs & Maintenance - 12th St	3,441,955	3,374,247	5,071,641	4,534,923
Operations - Amnicola/Service Station	565,039	503,101	939,828	742,564
Operations - 12th St/Service Station	1,524,806	2,951,929	3,955,998	4,198,773
Fleet Leasing Capital	549,214	-	-	9,000,000
Fleet Leasing Operations	1,078,576	1,675,831	3,712,854	1,456,130
Judgments & Costs	1,168,300	545,116	173,528	2,620,000
Claims & Tort Liabilities	203,659	441,324	561,333	-
Special Counsel	811,626	604,973	238,771	380,000
Employee Healthcare	25,185,477	23,042,800	20,908,845	26,089,430
Pensioners Healthcare	232,550	254,409	188,903	200,421
On Site Pharmacy	8,258,157	8,528,934	9,462,056	8,967,636
On Site Clinic & Wellness	3,109,696	3,195,821	3,364,918	3,673,954
Retiree Healthcare	10,260,116	10,977,935	10,555,435	12,706,709
Technology Replacement Fund/Equipment	602,059	345,566	1,050,770	200,000
Depreciation*	5,029,611	4,494,546	3,061,052	-
Total Operating Expenses	65,914,485	65,492,871	68,440,690	80,079,267
OPERATING INCOME	(3,530,607)	5,234,787	8,297,484	(3,369,981)
NONOPERATING REVENUES (EXPENSES)				
Other income (expense)	436,668	432,025	395,577	-
Total nonoperating revenues (expenses)	436,668	432,025	395,577	-
INCOME BEFORE CONTRIBUTIONS AND TRANSFERS				
	(3,093,939)	5,666,812	8,693,061	(3,369,981)
Capital contributions	-	-	-	-
Transfers in	2,869,137	450,000	2,000,000	4,500,000
Transfers out	-	-	-	-
CHANGE IN NET POSITION	(224,802)	6,116,812	10,693,061	1,130,019
NET POSITION, beginning of year	57,241,524	57,016,722	63,133,534	73,826,595
NET POSITION, ending of year	57,016,722	63,133,534	73,826,595	74,956,614

City of Chattanooga, Tennessee

Fiduciary Funds

Statement of Changes in Fiduciary Net Position
Years Ended June 30, 2021 - 2024

	2021	2022	Unaudited 2023	Budget 2024
ADDITIONS				
Contributions:				
Employer	48,663,728	57,538,104	57,749,461	55,000,000
Plan Member	8,737,315	9,703,047	9,407,936	9,000,000
Other	121,816	111,545	89,043	100,000
	<u>57,522,859</u>	<u>67,352,696</u>	<u>67,246,440</u>	<u>64,100,000</u>
Investment Income				
Net appreciation (depreciation) in fair market value of investments	139,132,676	(51,661,173)	30,569,289	20,000,000
Interest	227,757	4,973	145,452	450,000
Dividends	7,661,159	7,396,080	9,309,160	7,000,000
	<u>147,021,592</u>	<u>(44,260,120)</u>	<u>40,023,901</u>	<u>27,450,000</u>
Less Investment income (loss)	<u>(509,602)</u>	<u>(620,275)</u>	<u>(417,260)</u>	<u>(750,000)</u>
Net investment income (loss)	146,511,990	(44,880,395)	39,606,641	26,700,000
Total Additions	204,034,849	22,472,301	106,853,081	90,800,000
DEDUCTIONS				
Benefits paid to participants	64,354,145	66,838,435	65,474,004	65,500,000
Administrative expenses	511,172	1,182,415	8,137,609	1,000,000
Total Deductions	<u>64,865,317</u>	<u>68,020,850</u>	<u>73,611,613</u>	<u>66,500,000</u>
CHANGE IN NET POSITION	139,169,532	(45,548,549)	33,241,468	24,300,000
NET POSITION, beginning	<u>612,016,681</u>	<u>751,186,213</u>	<u>705,637,664</u>	<u>738,879,132</u>
NET POSITION, ending	<u>751,186,213</u>	<u>705,637,664</u>	<u>738,879,132</u>	<u>763,179,132</u>



Undesignated General Fund

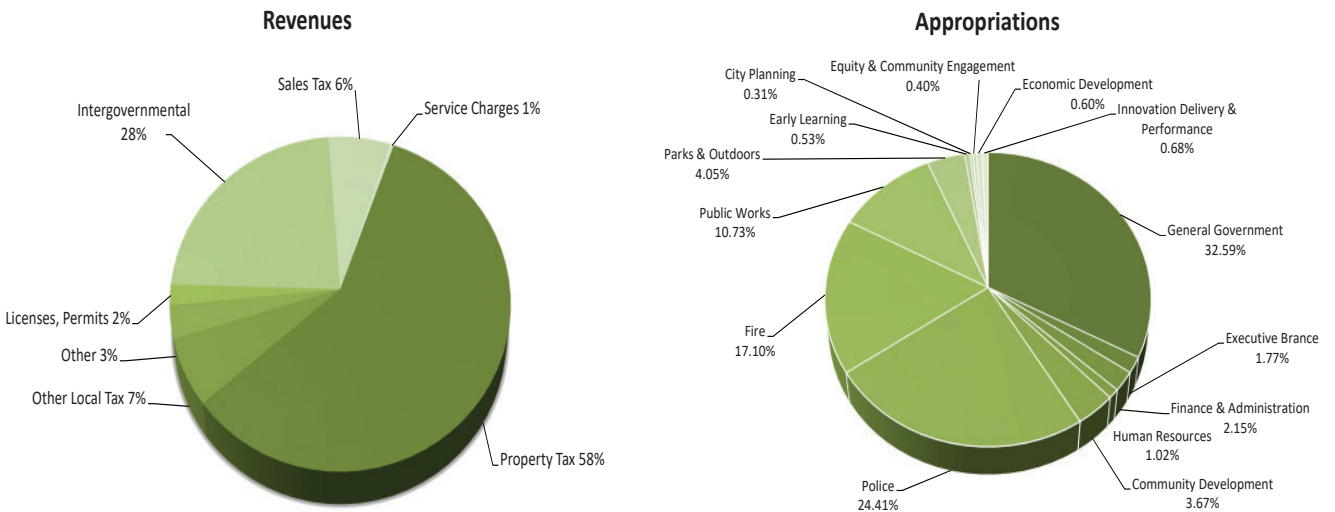
Fiscal Year Ending June 30, 2024

Fund Structure

The Undesignated General Fund accounts for all financial resources applicable to the general operations of city government which are not accounted for in another fund. This fund is the only unrestricted fund of the government unit. The basis of budgeting is modified accrual. Revenue is recognized in the accounting period when it becomes “susceptible” to accrual, that is, when it becomes measurable and available to finance expenditures of the fiscal period. Expenditures are recognized in the accounting period in which the fund liability is incurred, if measurable, except for unmatured interest on general long-term debt and certain similar accrued obligations, which should be recognized when due. Undesignated General Fund operations budget is \$339,000,000. This includes \$10,000,000 of reserves designated for capital improvements. The charts on this page relate to the Undesignated General Fund operations. In FY 2024, the budgeted expenditures for all reported General Fund is \$329,000,000, including designated general government and supported agencies. The largest designated fund is the Economic Development Fund with a budget of \$18,411,000.

The major revenues of the General Fund include: property taxes, other local taxes, licenses and permits, fines, forfeitures, and penalties, investment income, state and local sales taxes, other intergovernmental, and services charges. Departments of the General Fund include: General Government, which includes Debt Service and Supported Agencies, Executive Branch, Finance & Administration, Human Resources, Community Development, Police, Fire, Public Works, Parks & Outdoors, Early Learning, City Planning, Equity & Community Engagement, Economic Development, and Innovation Delivery & Performance.

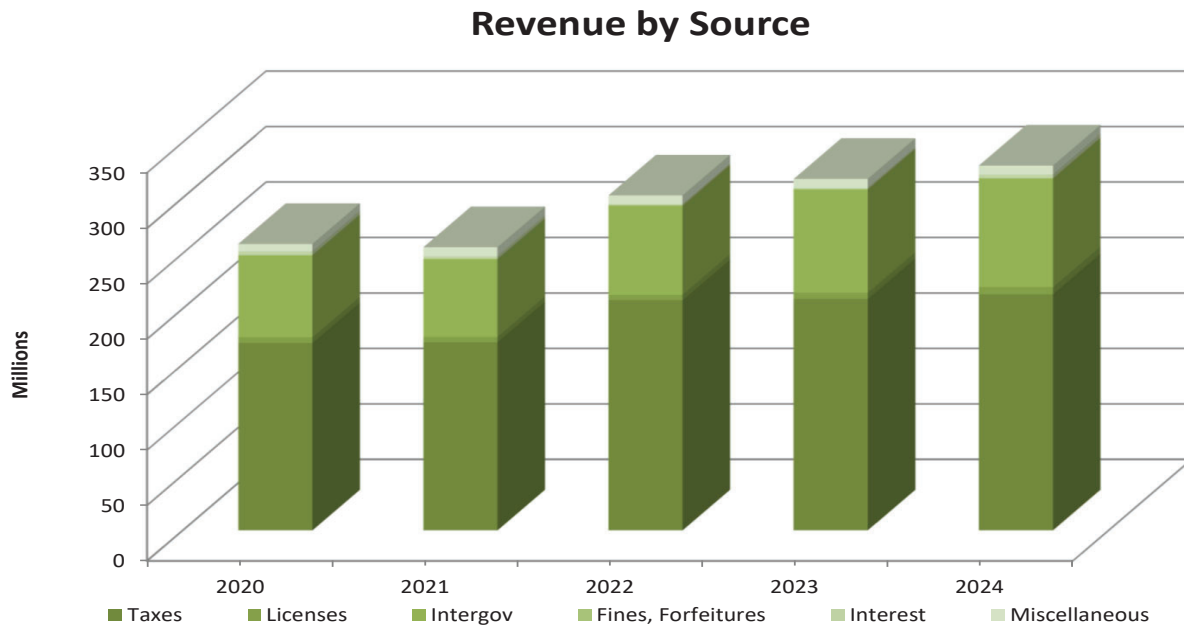
Undesignated Revenues & Appropriations \$329,000,000



Undesignated General Fund Revenue Summary	Actual 21	Actual 22	Budget 23	Budget 24	Inc(Dec)	% chg
Undesignated General Fund:						
Property Tax	156,605,307	185,155,315	187,983,240	191,573,790	3,590,550	1.91%
Other Local Taxes	21,925,716	22,442,336	20,747,390	21,399,700	652,310	3.14%
Licenses & Permits	5,362,569	6,769,131	5,685,350	6,543,450	858,100	15.09%
Other Intergovernmental Revenues	8,123,231	8,638,250	9,717,250	9,663,700	(53,550)	-0.55%
State Sales Tax	17,504,152	20,352,689	19,703,500	21,020,000	1,316,500	6.68%
State Income Tax	1,695,590	170,346	-	-	-	-
Local Option Sales Tax	55,974,548	65,824,452	63,438,500	67,036,000	3,597,500	5.67%
Charges for Services	1,104,833	1,341,837	1,420,910	1,291,300	(129,610)	-9.12%
Fines, Forfeitures & Penalties	605,396	578,659	547,940	508,300	(39,640)	-7.23%
Use of Property/Interest	890,719	779,492	911,200	3,165,600	2,254,400	247.41%
Miscellaneous Revenues	7,154,397	7,129,693	6,844,720	6,798,160	(46,560)	-0.68%
Fund Balance	-	-	20,300,000	10,000,000	(10,300,000)	-50.74%
Grand Totals	276,946,457	319,182,200	337,300,000	339,000,000	1,700,000	0.50%

Revenues

The proposed Budget for FY 2024 shows an increase of \$1,700,000 or 0.50%. The chart shows the Undesignated General Fund Revenues by Source for the fiscal years 2020 thru 2024. The largest increase in 2024 is seen in Local Option Sales Tax and Property Tax Revenue.



Property Taxes

FY 2024 Estimate: **\$191,573,790**
% of General Fund: **56.51%**
Growth From FY 23: **\$3,590,550**
Change: **1.91%**

Current Real Property Taxes remain the primary source of funds for the City of Chattanooga, with the FY 2024 estimate of \$171,978,000, representing 52.27% of the total undesignated General Fund Budget. All property tax estimates, inclusive of delinquencies and in lieu of tax payments, total \$191,573,790 or 58.23% of the total undesignated General Fund budget. The current tax rate is \$2.250 per \$100 of the assessed valuation. This is considerably less than the 1995 rate of \$2.98. The estimated revenue generated for FY 2024 is \$191,573,790, an increase of \$130,040,221 from 1997.

In recent years, assessments have trended upward based on annual reappraisal reviews and updates. Therefore, Current Real Property Tax revenue is expected to have minimal increases in the next few years.

Commercial and industrial property is assessed at 40%, while residential property and farms are assessed at 25% of the appraised value. Personal property is assessed at 30% of the appraised value. Public Utilities assessments are made by the State of Tennessee for all counties and cities in the state.

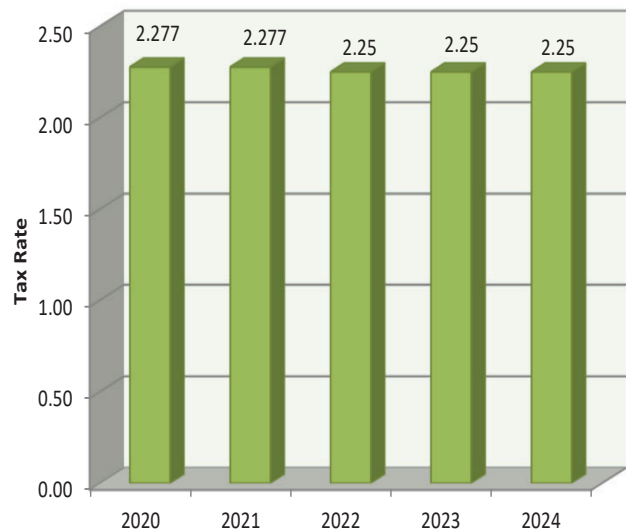
The property taxes levied on taxable assessed valuation in the City are due October 1st of each year. Interest and penalties accrue if not paid before March 1 of the following year. Taxes not paid by the due date bear interest at twelve percent (12%) per annum, and a penalty of six percent (6%) per annum, plus other penalties as provided by law, which shall be paid by the taxpayer except for taxpayers receiving tax relief under T.C.A. Sections 67-5-702 through 67-5-705. If a tax bill continues to be unpaid through June of such following year, it is turned over to a Delinquent Tax Attorney to be filed in the Clerk and Master’s office of Chancery Court on July 1 of such year for collection. An additional fee of 10% is charged, representing a 5% attorney’s collection fee and a 5% City General Fund fee. Property is subject to a tax sale once taxes are delinquent for three years.

Historical tax rates per \$100 of assessed valuation are as follows:

Fiscal Years		
Ending	Rate	Rate Change Explanation
1994	2.620	
1995-1996	2.980	City Tax Increase - 1995 Tax Year
1997	2.700	Property Reappraisal - 1997 Tax Year
1998-2001	2.310	City Tax Decrease - 1997 Tax Year
2002-2005	2.516	City Tax Increase - 2001 Tax Year
2006-2009	2.202	Property Reappraisal - 2005 Tax Year
2010	1.939	Property Reappraisal - 2009 Tax Year
2011-2017	2.309	City Tax Increase - 2010 Tax Year
2018-2021	2.277	City Tax - 2021 Tax Year
2022-2023	2.250	City Tax - 2022 Tax Year
2023-2024	2.250	City Tax - 2023 Tax Year

The 1995 increase in tax rates from \$2.62 to \$2.98 was the first tax increase imposed by the City since 1987, and was imposed primarily to provide funds for capital purposes. In FY02, a property tax increase of \$0.48 was approved increasing the rate to \$2.516. After the reappraisal in FY06, the tax rate was decreased to \$2.202. FY10 was a reappraisal year, resulting in a decrease to \$1.939. In FY11, the City Council approved a \$0.37 or 19% increase in the tax rate. The approved rate for 2022 was \$2.250, a decrease from the previous year. The 2024 approved rate remains as \$2.250.

Current City policy for budgeting is to estimate collections at 96% of the property tax levy. In 2014, the certified tax rate resulting from reappraisal was \$2.3139. Council elected not to increase the current City tax rate. In 2018, the reappraisal certified rate was \$2.057. In 2018 the tax rate changed to \$2.277. The certified tax rate for the 2021 reappraisal year is \$1.8359. The rate for fiscal 2022 is \$2.25, which was a \$.027 or 1.9% decrease. Fiscal 2023 and 2024 remain at \$2.25.



Payments In Lieu of Taxes

Through a series of tax incentives and agreements the City receives sizeable in lieu of tax payments each year. Companies paying in lieu of taxes include, but not limited to, Tennessee Valley Authority, Blue Cross Blue Shield, Gestamp, Coca-Cola Bottling and Plastic Omnium. The collection of in lieu of taxes (excluding EPB) accounts for \$4,768,876, or 1.45% of the operating budget in FY24. Several PILOTS, including Volkswagen, include a waiver of 100% of City taxes in favor of school only for Hamilton County.

Pursuant to Tennessee Code Annotated 5-52-301 to 7-52-310, known as the Municipal Electric System Tax Equivalent Law of 1987, the minimum levy for the EPB is \$2,296,692, according to a new formula specified in the 1987 Law based on a revenue floor of \$5,635,434. The estimate to be received from Electric Power Board for FY 2024 is \$8,569,414, which is 0.96% more than FY23. The EPB in lieu of tax is made of three pieces; Electric, Telecom, and Internet.

Other Local Taxes:

FY 2024 Estimate: \$21,399,700
% of General Fund: 6.50%
Change From FY 23: \$652,310
Change: 3.14%

Gross Receipts Taxes

FY 2024 Estimate: \$7,714,000
% of General Fund: 2.34%
Change From FY 23: \$1,359,720
Change: 21.4%

Even though Gross Receipts Taxes are a steady source to the General Fund, they represent only 2.50% of total collections this year. Based on FY23 collections Gross Receipt Taxes are returning to normal after the pandemic.

Beer & Liquor Taxes

FY 2024 Estimate: \$8,590,100
% of General Fund: 2.60%
Growth From FY 23: \$-664,930
Change: -7.18%

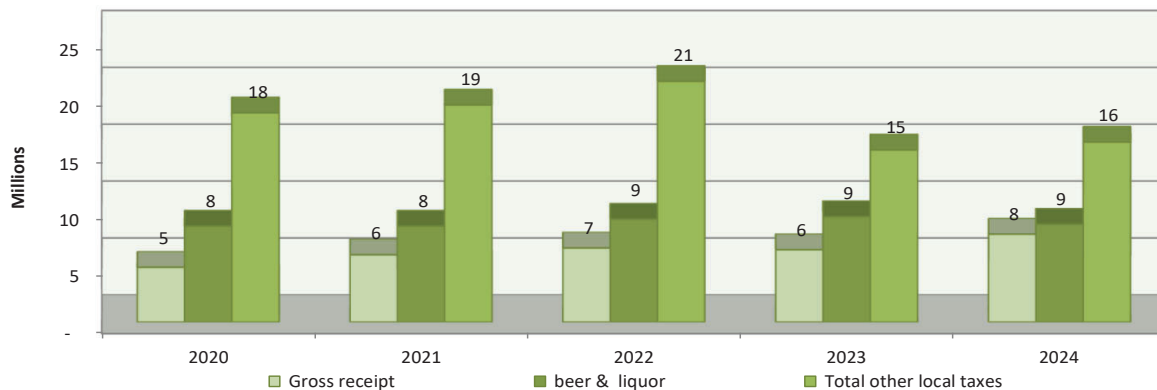
Beer & Liquor Taxes make up approximately 40% of Other Local Taxes. Liquor taxes make up \$2,997,100 of the total estimate for FY24 while beer taxes total \$5,593,000.

Franchise Taxes

FY 2024 Estimate: \$4,086,500
% of General Fund: 1.21%
Growth From FY 23: \$-58,820
Change: -1.42%

Franchise Taxes make up approximately 19% of Other Local Taxes. Companies paying Franchise Taxes include Chattanooga Gas, Comcast Cable, KMC (CenturyTel), AT&T Mobility, EPB Fiber Optics, and Zayo Group.

Other Local Taxes



Licenses & Permits:

FY 2024 Estimate:	\$6,543,450
% of General Fund:	1.99%
Growth From FY 23:	\$858,100
% Change:	15.09%

Building Permits

FY 2024 Estimate:	\$2,910,700
% of General Fund:	0.88%
Growth From FY 23:	\$710,700
% Change:	32.30%

Building Permits are the single greatest revenue generator in the category of Licenses & Permits. As shown in the chart below, revenue estimates for Building Permits have continued to increase, reflecting the rebuilding of the housing market over that period of time. FY 2021 showed an expected decrease due to a slight delay in construction for commercial and residential properties after the COVID-19 pandemic.

Other Building Trades Permits

FY 2024 Estimate:	\$675,000
% of General Fund:	0.24%
Growth From FY 23:	\$798,840
% Change:	18.35%

Other Building Trades includes Electrical and Plumbing Permits. These permits also continue to recover along with the Building Permits.

Revenue from Other Agencies:

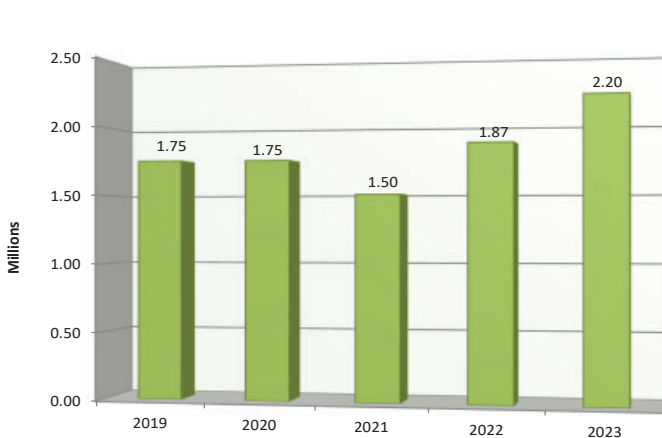
FY 2024 Estimate:	\$97,719,700
% of General Fund:	29.70%
Growth From FY 23:	\$4,860,450
% Change:	5.23%

City Allocation State Sales Tax

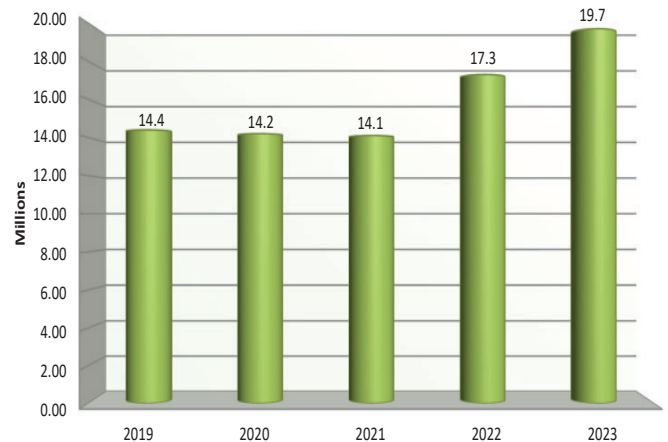
FY 2024 Estimate:	\$21,020,000
% of General Fund :	6.39%
Growth From FY 23:	\$1,316,500
% Change:	6.68%

The State of Tennessee imposes a 7% general sales tax rate for most tangible personal property and taxable services. The sales tax rate on food is 4%. Under TCA 67-6-103(3) (A), 4.603% is returned to all municipalities. This distribution is based on population data from the latest certified census. In 2022, the Chattanooga population was 185,442. In FY22, the City of Chattanooga had an estimated population of 184,561 and its per capita allocation from state sales tax for Fiscal Year 2024 is \$120.00. This is a increase of \$1 or 0.84% from the prior year of \$119.00.

Building Permits



State Sales Tax



Local Option Sales Taxes

FY 2024 Estimate:	\$67,036,000
% of General Fund:	20.38%
Growth From FY 23:	\$3,597,500
% Change:	5.67%

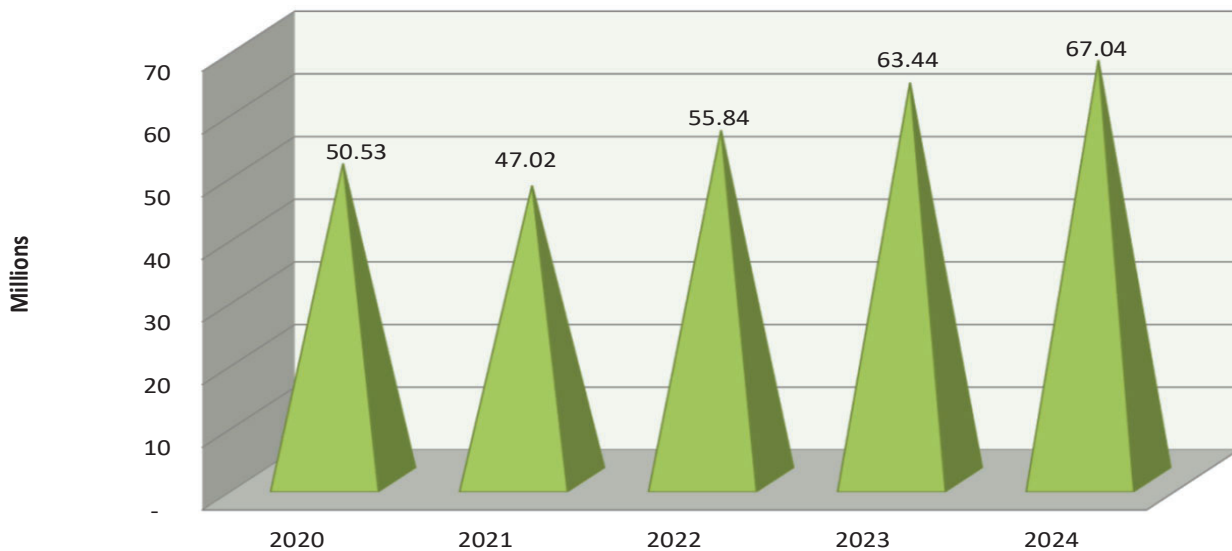
The Local Option Sales Tax is another principal source of revenue for the City. In accordance with the 1993 Local Option Revenue Act Title 67, Chapter 6, Part 7 of the Tennessee Code Annotated, as amended. The City of Chattanooga and the citizens of Hamilton County have adopted, by referendum, a county-wide sales tax of 2.25%.

The revenues from the county-wide sales tax are distributed pursuant to the provisions of the Act and other provisions of the Tennessee Code Annotated. Fifty percent of the revenues raised through a county-wide sales tax is directed to education. .25% of the sales tax collected in Chattanooga is earmarked and reported in the Economic Development Fund.

In FY2012, the City regained control of approximately \$10 million of sales tax-managed on its behalf by Hamilton County under a 1966 Sales Tax agreement. The Local Option Sales Tax is expected to increase \$3,597,500 in FY 24.

The Local Option Sales Tax represents 20.38% of the total General Fund revenues for FY 2024.

Local Option Sales Tax



Expenditures

General Government

FY 2024 Appropriation: \$89,740,305
% of General Fund: 26.47%
Decrease From FY23: (\$6,098,297)
Change: -6.36%

General Government is the area where all appropriations to other funds, joint-funded, and outside agencies are accounted for. These appropriations can vary from year to year based on outside agency requests, decisions reached by the Executive team, and hearings with the City Council. Major appropriations in the General Government area year-to-year are:

Capital Improvements

FY 2024 Appropriation: \$12,500,000
% of General Fund: 3.69%
Decrease From FY23: (\$10,300,000)
Change: -45.18%

Funds are provided through operations and the use of Reserves to the pay as you go capital. FY23 had \$20.3M from reserve. FY24 has \$10M from Reserves. Capital Improvements projects, with the majority going into Police, General Government, & Public Works.

CARTA Subsidy

FY 2024 Appropriation: \$5,800,000
% of General Fund: 1.71%
Change From FY23: \$0
Change: 0.00%

The City subsidizes the Chattanooga Area Regional Transportation Authority's (CARTA) operating cost. The appropriation consists of \$5,800,000 to enable CARTA to provide additional services to those citizens using bus service as their only means of transportation to work, school, shopping and other activities

Chattanooga Public Library

FY 2024 Appropriation: \$ 7,311,000
% of General Fund: 2.16%
Growth From FY23: \$0
Change: 0%

The Chattanooga Public Library's mission is to be the community's catalyst for lifelong learning. Where knowledge, quality information, technology access, and information resources are power - the Library empowers citizens of Chattanooga to achieve their goals, improve their minds, and enhance their quality of life. The City assumed full funding of the cost of the public library system as a result of the expiration of Sales Tax Agreement with Hamilton County in FY 2011. The total appropriation consists of \$7,311,000 for Operating costs.

Undesignated General Fund Expenditure Summary General Fund	Actual 21	Actual 22	Budget 23	Budget 24	Inc(Dec)	% chg
General Government ⁽¹⁾	64,899,328	82,533,477	95,838,602	89,740,305	(6,098,297)	-6.36%
Executive Branch	2,058,584	4,555,725	6,776,418	6,495,249	(281,169)	-4.15%
Finance & Administration	6,155,250	6,461,023	7,613,920	7,432,826	(181,094)	-2.38%
Human Resources	2,851,576	2,899,156	3,502,233	3,565,890	63,657	1.82%
Community Development	-	11,368,635	14,621,243	9,799,347	(4,821,896)	-32.98%
Police	67,177,646	82,968,937	86,359,622	87,173,664	814,042	0.94%
Fire	45,219,632	56,365,531	59,850,555	62,445,934	2,595,379	4.34%
Public Works	31,689,004	41,474,219	37,558,254	41,703,949	4,145,695	11.04%
Parks & Outdoors	-	12,429,880	15,041,284	16,949,697	1,908,413	12.69%
Early Learning	-	788,671	2,930,995	3,161,294	230,299	7.86%
City Planning	-	601,705	1,208,404	997,216	(211,188)	-17.48%
Equity & Community Engagement	-	354,487	1,408,823	1,631,376	222,553	15.80%
Economic Development	-	690,242	2,222,615	5,629,717	3,407,102	153.29%
Innovation Delivery & Performance	-	1,617,256	2,367,032	2,273,536	(93,496)	-3.95%
Economic & Community Dev.	10,169,960	-	-	-	-	0.00%
Youth & Family Development	10,264,869	-	-	-	-	0.00%
Transportation	8,889,925	-	-	-	-	0.00%
Total General Fund	249,375,773	305,108,944	337,300,000	339,000,000	1,700,000	0.50%

(1) Includes capital appropriations from General Fund reserves of \$3,500,000 in FY21, \$13,225,000 in FY22, \$20,300,000 in FY23, and \$10,000,000 in FY24

Debt Service Fund

FY 2024 Appropriation \$19,975,645
% of General Fund: 5.89%
Decrease From FY23: \$97,190
Change: 0.49%

Funds are appropriated to the Debt Service Fund for payment of current interest and principal on the City's outstanding General Fund debt and to fund planned or anticipated new debt.

Technology Services

FY 2024 Appropriation: \$19,432,147
% of General Fund: 5.73%
Growth From FY23: \$2,984,714
Change: 18.15%

Funds are provided for telecommunications and information technology for all City departments and some agencies. The sharp increase in FY 24 is due to the consolidation of all IT Maintenance components (City-wide) into DTS. Additionally, the functions of GIS, formerly within Public Works, has been shifted into DTS.

Regional Planning Agency

FY 2024 Appropriation \$ 2,596,669
%of General Fund: 0.77%
Change From FY23: \$0
Change: 0%

The City finances part of RPA operating costs. Funds are provided to ensure land resources support, enhance, and sustain our community and its quality of life.

Executive Branch

FY 2024 Appropriation: \$6,495,249
% of General Fund: 1.92%
Decrease From FY23: (\$281,169)
Change: -4.15%

The Executive Branch consists of functions under direct control of the Mayor's Office. Focus areas are the Office of Community Health, Family Justice Center, and Communications. A \$200,000 reduction in Innovation Funding and the net decrease of 3 positions lowered the FY24 appropriation from the previous year.

Department of Finance & Administration

FY 2024 Appropriation: \$7,432,826
% of General Fund: 2.19%
Decrease From FY23: (\$181,094)
Change: -2.38%

This department oversees all aspects of the City's financial management. The reduction in FY24 is mostly attributed to IT Maintenance Expenses being moved to Technology Services.

Department of Human Resources

FY 2024 Appropriation: \$3,565,890
% of General Fund : 1.05%
Growth From FY23: \$63,657
Change: 1.82%

The department oversees the recruitment and hiring of all City personnel. In FY24, Human Resources remained at 32 Employees.

Department of Community Development

FY 2024 Appropriation: \$9,799,347%
of General Fund: 2.89%
Decrease From FY23: (\$4,821,896)
Change: -32.98%

The change in FY24 appropriations is primarily due to reorganization in order to better address community needs and council priorities. Community Development saw operations and personnel reductions of \$2,554,924 (21 positions) from moving Code Enforcement to Public Works, \$2,382,763 (17 positions) from moving Homeless and Supportive Housing to Economic Development, and \$533,407 (6 positions) from moving Neighborhood Services to Equity and Community Engagement. Reductions were offset by an increase of \$404,000 to Kids Kamp.

Department of Police

FY 2024 Appropriation: \$ 87,173,664
% of General Fund: 25.71%
Growth From FY23: \$814,042
Change: 0.94%

Increases for FY24 and were attributed to adjusted costs in Overtime, Personnel costs and Benefits. Sworn personnel for Fiscal Year 2024 is at 477 positions. Non-Sworn personnel sits at 123 positions with the addition of 7 non sworn personnel in FY24.

Department of Fire

FY 2024 Appropriation: \$62,445,934
% of General Fund: 18.42%
Growth From FY23: \$2,595,379
Change: 4.34%

FY24's budget seeks to continue to build on the CFD's need to stabilize firefighter pay. Also, the CFD is seeking to add positions to increase operational capacity in an area of the city previously unbuild upon and unprotected. "Station 2" will protect the growing community of Black Creek on Aetna Mountain. Since the station is not built, the plan is to phase the number of firefighters (totalling 18) by hiring 9 this year and 9 in FY25.

Department of Public Works

FY 2024 Appropriation:	\$41,703,949
% of General Fund:	12.30%
Increase from FY23:	\$4,145,695
Change:	11.04%

Public Works includes several divisions responsible for the city’s infrastructure and other essential services such as: engineering, transportation, fleet management, and essential neighborhood services. The GIS division was moved to Technology Service in FY24 taking 7 positions from Public Works. Code Enforcement moved under the Public Works department in FY24 also with 21 positions. Overall the department increased 16 positions in General Fund.

Department of Parks & Outdoors

FY 2024 Appropriation:	\$16,949,697
% of General Fund:	5.00%
Growth from FY23:	\$1,908,413
Change:	12.69%

The Department of Parks & Outdoors consolidates multiple missions and services from other agencies to create a more streamlined and functional parks department that is focused on outdoor activities. These include: parks planning, parks programming, parks maintenance, greenways and neighborhood connectivity, Outdoor Chattanooga, special events, outdoor recreations, and municipal golf courses. The budget for Parks and Outdoors funds 7 divisions - Park Maintenance, Design & Connectivity, Special Events, Outdoor Chattanooga, Arts and Culture, Sports & Recreation, and Golf Courses. This budget will enable us to build, maintain and promote the natural resources of Chattanooga. Natural resource management projects (meadows, native plantings, etc.) will reduce maintenance costs associated with mowing and formal landscaping. DPO completed the Parks and Outdoors Plan. This plan will drive the budget and capital requests for future years.

Department of Early Learning

FY 2024 Appropriation:	\$3,161,294
% of General Fund:	0.93%
Growth from FY23:	\$230,299
Change:	7.86%

The Department of Early Learning manages Head Start and family child care navigators, as well as manages partnerships with Hamilton County Schools and early learning centers. Early Learning decreased one position in FY24.

Department of City Planning

FY 2024 Appropriation:	\$997,216
% of General Fund:	0.29%
Decrease from FY23:	(\$211,188)
Change:	-17.48%

The Department of City Planning includes the Regional Planning Agency, transportation planning, strategic capital planning, and sustainability. In FY24, the reduction is mainly due to IT Maintenance moving to the Dept of Technology Services.

Department of Equity & Community Engagement

FY 2024 Appropriation:	\$1,631,376
% of General Fund:	0.48%
Growth from FY23:	\$222,553
Change:	18.80%

The Department of Equity & Community Engagement was created in FY22. It contains the Office of New Americans and performs community engagement and outreach functions. The department also focuses on supplier diversity, as well as citywide diversity, equity, and inclusion initiatives. In FY24, the Neighborhood Services division was moved under Equity & Community Engagement, adding 5 positions to the department. Two positions were eliminated in the Administration area.

Department of Economic Development

FY 2024 Appropriation:	\$5,629,717
% of General Fund:	1.66%
Growth from FY23:	\$3,406,794
Change:	153.26%

The Department of Economic Development manages Economic Development, Workforce Development, and Homeless and Supportive Housing Division. The increase from FY23 is largely due to Homeless and Supportive Housing (\$2,641,310) being transferred-in from Community Development. Additional FY24 operations include \$325,000 for upcoming housing initiatives, \$150,000 for Apprenticeship Readiness, and \$100,000 Workforce Development program development.

Department of Innovation Delivery & Performance

FY 2024 Appropriation:	\$2,273,536
% of General Fund:	0.67%
Decrease from FY23:	(93,496)
Change:	-3.95%

The Department of Innovation Delivery & Performance oversees the 311 Call Center as well as the Office of Performance Management & Open Data (OPMOD). This department also directs special citywide performance-improvement projectives (including code and ordinance reform), ensures that recommendations from internal audits continue to be implemented, and help to expand transparency and accountability government-wide.

172 | COMPREHENSIVE ANNUAL BUDGET REPORT

Undesignated General Fund Revenue Source	Actual 21	Actual 22	Budget 23	Budget 24	Inc(Dec)	% chg	% of total
Property Taxes:							
Current Property Taxes	136,763,252	166,770,305	168,012,000	171,978,000	3,966,000	2.36%	52.27%
Interest & Penalty-Prior Year	1,558,383	1,499,121	1,300,000	1,463,800	163,800	12.60%	0.44%
Prior Year Property Taxes	5,435,323	4,351,061	4,700,000	4,609,000	(91,000)	-1.94%	1.40%
City Fee-Collection of Delinquent Taxes	265,093	225,164	237,100	184,700	(52,400)	-22.10%	0.06%
Payments in Lieu of Taxes	12,583,255	12,309,665	13,734,140	13,338,290	(395,850)	-2.88%	4.05%
Total Property Tax	\$ 156,605,307	\$ 185,155,317	\$ 187,983,240	\$ 191,573,790	3,590,550	1.91%	58.23%
Other Local Taxes:							
Franchise Taxes-Chatt Gas	2,132,588	2,890,308	1,957,560	2,126,600	169,040	8.64%	0.65%
Franchise Taxes-Comcast	820,701	734,993	672,060	631,000	(41,060)	-6.11%	0.19%
Franchise Taxes-Century Tel	3,738	5,766	3,700	5,900	2,200	59.46%	0.00%
Franchise Taxes-AT&T Mobility	51,377	40,603	39,000	35,000	(4,000)	-10.26%	0.01%
Franchise Taxes-EPB Fiber Optics	1,401,316	1,405,495	1,438,000	1,288,000	(150,000)	-10.43%	0.39%
Franchise taxes-Zayo Group	35,000	-	35,000	-	(35,000)	-100.00%	0.00%
Franchise Taxes-Application Fee	-	-	9,750	25,700	15,950	0.00%	0.01%
Corporate Excise Tax-State	1,476,249	958,520	981,110	981,100	(10)	0.00%	0.30%
Liquor Taxes	3,552,150	3,281,851	3,627,030	2,997,100	(629,930)	-17.37%	0.91%
Beer Taxes	5,634,027	5,759,145	5,628,000	5,593,000	(35,000)	-0.62%	1.70%
Gross Receipts Tax	6,815,870	7,363,403	6,354,280	7,714,000	1,359,720	21.40%	2.34%
Local Litigation Taxes	2,700	2,251	1,900	2,300	400	21.05%	0.00%
Total Other Local Taxes	\$ 21,925,716	\$ 22,442,335	\$ 20,747,390	\$ 21,399,700	652,310	3.14%	6.50%
Licenses & Permits.:							
Motor Vehicle License	426,710	527,480	435,660	375,000	(60,660)	-13.92%	0.11%
Liquor by the Drink	174,726	150,252	138,120	144,400	6,280	4.55%	0.04%
Building Permits	2,013,167	2,820,628	2,200,000	2,910,700	710,700	32.30%	0.88%
Other Licenses,Permits, Fees	2,747,966	3,270,771	2,911,570	3,113,350	201,780	6.93%	0.95%
Total Licenses & Permits	\$ 5,362,569	\$ 6,769,131	\$ 5,685,350	\$ 6,543,450	858,100	15.09%	1.99%
Fines, Forfeitures, & Penalties:							
City Court Fines	471,731	428,695	420,180	412,000	(8,180)	-1.95%	0.13%
Criminal Court Fines	89,889	97,812	108,500	73,000	(35,500)	-32.72%	0.02%
Parking Ticket Fines	15,781	21,378	16,660	20,000	3,340	20.05%	0.01%
Other Fines Forfeitures, & Penalties	27,994	30,773	2,600	3,300	700	26.92%	0.00%
Total Fines, Forfeitures, & Penalties	\$ 605,396	\$ 578,659	\$ 547,940	\$ 508,300	(39,640)	-7.23%	0.15%
Investment Income							
Interest on Investments	635,026	634,776	563,700	2,898,000	2,334,300	414.10%	0.88%
Other Sales	255,693	144,716	347,500	267,600	(79,900)	-22.99%	0.08%
Total Investment Income	\$ 890,719	\$ 779,492	\$ 911,200	\$ 3,165,600	2,254,400	247.41%	0.96%

Continued on Next Page

Undesignated General Fund Revenue Source	Actual 21	Actual 22	Budget 23	Budget 24	Inc(Dec)	% chg	% of total
Revenue from Other Agencies							
Local Option Sales Taxes-GF	55,974,548	65,118,427	63,438,500	67,036,000	3,597,500	5.67%	20.38%
State Operations Funds COVID-19	2,500,574	-	-	-	-	0.00%	0.00%
State Beer Tax	79,382	82,723	88,300	85,000	(3,300)	-3.74%	0.03%
Hall Income Tax	1,695,590	170,346	-	-	-	0.00%	0.00%
State Sales Tax	17,504,152	20,352,689	19,703,500	21,020,000	1,316,500	6.68%	6.39%
State Mixed Drink Tax	3,902,793	5,355,187	6,001,200	5,657,700	(343,500)	-5.72%	1.72%
State Gas Inspection Fees	332,885	332,147	332,250	332,000	(250)	-0.08%	0.10%
State Maintenance of Streets	123,413	118,570	118,000	60,000	(58,000)	-49.15%	0.02%
State Alcohol Beverage Tax	179,688	183,675	191,600	188,000	(3,600)	-1.88%	0.06%
State-Special Training Funds	658,400	654,400	658,000	696,000	38,000	5.78%	0.21%
State-Telecom Sales Tax	295,654	294,591	271,100	319,000	47,900	17.67%	0.10%
Ham.County-Ross Landing Plaza	1,435,488	1,478,689	1,516,700	1,596,000	79,300	5.23%	0.49%
Miscellaneous	1,114,953	844,293	540,100	730,000	189,900	35.16%	0.22%
Total Revenue from Other Agencies	\$ 85,797,520	\$ 94,985,737	\$ 92,859,250	\$ 97,719,700	4,860,450	5.23%	29.70%
Service Charges:							
City Court Cost	153,048	139,987	116,280	123,000	6,720	5.78%	0.04%
Clerk's Fee	485,068	462,059	449,670	419,000	(30,670)	-6.82%	0.13%
Service Charges	466,717	739,791	854,960	749,300	(105,660)	-12.36%	0.23%
Total Service Charges	\$ 1,104,833	\$ 1,341,837	\$ 1,420,910	\$ 1,291,300	(129,610)	-9.12%	0.39%
Miscellaneous Revenues:							
Indirect Cost	6,605,000	6,549,000	6,521,170	6,521,170	-	0.00%	1.98%
Other General Government Misc.	549,397	580,693	323,550	276,990	(46,560)	-14.39%	0.08%
Total Miscellaneous Revenues	\$ 7,154,397	\$ 7,129,693	\$ 6,844,720	\$ 6,798,160	(46,560)	-0.68%	2.07%
Grand Totals	\$ 279,446,456	\$ 319,182,200	\$ 317,000,000	\$ 329,000,000	12,000,000	3.79%	100.00%

174 | COMPREHENSIVE ANNUAL BUDGET REPORT

Undesignated General Fund Expenditure Summary							
	Actual 21	Actual 22	Budget 23	Budget 24	Inc(Dec)	% chg	% of Total
General Government & Agencies:							
AIM Center, Inc.	63,700	63,700	-	-	-	0.00%	0.00%
Air Pollution Control Board	270,820	270,820	330,168	330,168	-	0.00%	0.10%
Arts Build	266,248	266,250	-	-	-	0.00%	0.00%
Bessie Smith Cultural Center	120,000	95,000	-	-	-	0.00%	0.00%
Bethlehem Center	63,700	63,700	-	-	-	0.00%	0.00%
CADAS (Council for Alcohol and Drug Abuse Services, Inc.)	25,000	25,000	-	-	-	0.00%	0.00%
CARTA	5,800,000	5,800,000	5,800,000	5,800,000	-	0.00%	1.71%
Chattanooga Area Food Bank	-	20,000	-	-	-	0.00%	0.00%
Chattanooga Area Urban League	132,000	132,000	-	-	-	0.00%	0.00%
Chattanooga Basketball	-	90,000	-	-	-	0.00%	0.00%
Chattanooga Community Kitchen	-	70,000	-	-	-	0.00%	0.00%
Chattanooga Design Studio	200,000	200,000	-	-	-	0.00%	0.00%
Chattanooga Football Club Foundation	25,000	17,500	-	-	-	0.00%	0.00%
Chattanooga Neighborhood Enterprises	705,000	705,000	-	-	-	0.00%	0.00%
Chattanooga Room in the Inn	18,000	24,000	-	-	-	0.00%	0.00%
Children's Advocacy Center	63,700	63,700	-	-	-	0.00%	0.00%
Children's Home - Chambliss Shelter	350,000	350,000	-	-	-	0.00%	0.00%
Community Foundation Scholarships	160,000	-	-	-	-	0.00%	0.00%
Creative Discovery Museum	20,000	20,000	-	-	-	0.00%	0.00%
Enterprise South Nature Park	600,382	663,161	860,264	506,674	(353,590)	-41.10%	0.15%
Family Promise of Greater Chattanooga	400,000	-	-	-	-	0.00%	0.00%
Friends of the Zoo	26,250	-	-	-	-	0.00%	0.00%
Fortwood Center (Helen Ross McNabb)	60,760	60,760	-	-	-	0.00%	0.00%
Girls, Inc	82,000	-	-	-	-	0.00%	0.00%
Goodwill	15,000	10,000	-	-	-	0.00%	0.00%
Greater Chattanooga Sports Comm	80,000	100,000	-	-	-	0.00%	0.00%
Green Spaces	15,000	-	-	-	-	0.00%	0.00%
Habitat for Humanity	35,000	40,000	-	-	-	0.00%	0.00%
Heritage Hall Fund	79,266	76,985	100,263	100,603	340	0.34%	0.03%
Homeless Coalition	70,000	70,000	-	-	-	0.00%	0.00%
Joe Johnson Mental Health	36,375	58,800	-	-	-	0.00%	0.00%
LaPaz Chattanooga	49,000	49,000	-	-	-	0.00%	0.00%
Launch	20,625	59,375	-	-	-	0.00%	0.00%
Lookout Mountain Conservancy	12,000	12,000	-	-	-	0.00%	0.00%
Orange Grove	159,000	106,000	-	-	-	0.00%	0.00%
Pathway Lending	-	50,000	-	-	-	0.00%	0.00%
Partnership/Rape Crisis	63,700	63,700	-	-	-	0.00%	0.00%
Public Library	6,791,034	7,130,586	7,311,000	7,311,000	-	0.00%	2.16%
Human Services	1,334,643	1,359,693	350,000	765,000	-	0.00%	0.00%
Regional Planning Agency	2,003,663	2,003,663	2,596,669	2,596,669	-	0.00%	0.77%
Signal Center	1,067,008	875,000	-	-	-	0.00%	0.00%
Southeast Tennessee Development District	300,000	-	-	-	-	0.00%	0.00%
Speech & Hearing Center	67,700	67,700	-	-	-	0.00%	0.00%
Tech Town Foundation	10,000	-	-	-	-	0.00%	0.00%
Tennessee Golf Foundation	14,250	-	-	-	-	0.00%	0.00%
Tennessee Riverpark	1,222,940	1,507,144	1,320,506	1,326,050	5,544	0.42%	0.39%
The Forgotten Child Fund	75,000	-	-	-	-	0.00%	0.00%
United Way of Greater Chattanooga	409,628	465,438	425,000	467,500	42,500	10.00%	0.14%
WTCL -TV 45	80,000	80,000	-	-	-	0.00%	0.00%
Audits, Dues & Surveys	118,000	119,747	170,000	175,000	5,000	2.94%	0.05%
Capital Improvements	-	13,225,000	22,800,000	12,500,000	(10,300,000)	-45.18%	3.69%
City Attorney/Operations	1,576,645	1,799,867	2,024,043	1,979,240	(44,803)	-2.21%	0.58%
City Attorney Liability Insurance Fund	2,400,000	1,000,000	1,400,000	3,000,000	1,600,000	114.29%	0.88%
City Code Revision	5,863	1,598	15,000	15,000	-	0.00%	0.00%
City Council	703,772	728,706	921,139	931,179	10,040	1.09%	0.27%
City Judges Division 1	538,635	548,410	567,112	636,140	69,028	12.17%	0.19%
City Judges Division 2	516,700	515,224	149,872	-	(149,872)	-100.00%	0.00%
Contingency Fund	720,021	215,929	4,480,432	4,311,830	(168,602)	-3.76%	1.27%
HCS-EdConnect	-	333,925	-	-	-	0.00%	0.00%
Debt Service Fund	20,292,489	19,924,060	19,878,455	19,975,645	97,190	0.49%	5.89%
Education Contribution per TCA 57-4-306	1,951,397	2,677,594	3,000,000	2,828,850	(171,150)	-5.71%	0.83%
ESIP Administration	2,497	3,093	6,000	6,000	-	0.00%	0.00%
Agency Contracted Services	-	-	(247,950)	-	247,950	-100.00%	0.00%
Election Expense	265,942	198,658	25,000	50,000	25,000	100.00%	0.01%
Information Technology	8,555,347	14,624,404	16,447,433	19,432,147	2,984,714	18.15%	5.73%
Technology Replacement Fund Allocation	-	-	650,000	100,000	(550,000)	-84.62%	0.03%
Internal Audit	678,746	771,828	812,332	862,154	49,822	6.13%	0.25%
Intergovernmental Relations	174,398	352,102	374,950	375,000	50	0.01%	0.11%
Purchasing	934,227	867,753	1,465,914	1,282,456	(183,458)	-12.51%	0.38%
EPB Prgm	-	300,000	-	-	-	0.00%	0.00%
Renewal & Replacement	575,206	479,329	1,000,000	1,200,000	200,000	20.00%	0.35%
T.A.P (tuition & books)	4,206	13,000	25,000	25,000	-	0.00%	0.01%
Unemployment Insurance	112,309	22,485	100,000	75,000	(25,000)	-25.00%	0.02%
Storm Water Management Fee	604,522	625,089	680,000	705,000	25,000	3.68%	0.21%
311 Call Center	705,015	-	-	-	-	0.00%	0.00%
Total	\$ 64,899,328	\$ 82,533,477	\$ 95,838,602	\$ 89,740,305	\$ (6,098,297)	-6.36%	26.47%

UNDESIGNATED GENERAL FUND | 175

Undesignated General Fund Expenditure Summary	Actual 21	Actual 22	Budget 23	Budget 24	Inc(Dec)	% chg	% of Total
Executive Branch							
Mayor's Office	1,772,930	2,916,228	3,022,840	2,624,457	(398,383)	-13.18%	0.77%
Multicultural Affairs	285,653	-	-	-	-	0.00%	0.00%
Mayor Community Health	-	599,009	1,907,076	1,906,170	(906)	-0.05%	0.56%
Innovation Funding	-	-	500,000	300,000	-	0.00%	0.00%
Family Justice Center	-	747,937	872,167	993,384	121,217	13.90%	0.29%
Mayor Commnications	-	292,550	474,335	671,238	196,903	41.51%	0.20%
Total	\$ 2,058,584	\$ 4,555,725	\$ 6,776,418	\$ 6,495,249	\$ (281,169)	-4.15%	1.92%
Department of Finance & Administration							
Finance Office	3,036,357	3,365,432	3,751,860	3,607,384	(144,476)	-3.85%	1.06%
City Treasurer	1,252,340	1,559,182	1,666,055	1,801,048	134,993	8.10%	0.53%
City Court Clerk's Office	1,122,039	1,237,772	1,440,499	1,309,294	(131,205)	-9.11%	0.39%
Delinquent Tax	109,486	135,857	186,500	163,000	(23,500)	-12.60%	0.05%
Capital Planning	190,952	-	-	-	-	0.00%	0.00%
Office of Performance Management	413,760	-	-	-	-	0.00%	0.00%
Finance Grants and Opportunities	-	149,354	569,006	552,100	(16,906)	-2.97%	0.16%
City General Tax Revenue (Trustee Fee) ⁽¹⁾	30,318	13,426	-	-	-	0.00%	0.00%
Total	\$ 6,155,250	\$ 6,461,023	\$ 7,613,920	\$ 7,432,826	\$ (181,094)	-2.38%	2.19%
Department of Human Resources:							
Administration	2,088,923	2,125,902	1,952,145	1,894,573	(57,572)	-2.95%	0.56%
Physicals	-	8,957	15,000	-	(15,000)	-100.00%	0.00%
Employee's Insurance Office	404,051	424,415	589,492	690,889	101,397	17.20%	0.20%
Safety Programs	142,025	139,851	512,412	280,771	(231,641)	-45.21%	0.08%
Risk Management	-	-	-	250,853	-	0.00%	0.00%
Employee Training	109,452	1,239	249,654	265,303	15,649	6.27%	0.08%
Job Injury Administration	107,125	198,792	183,530	183,501	(29)	-0.02%	0.05%
Total	\$ 2,851,576	\$ 2,899,156	\$ 3,502,233	\$ 3,565,890	\$ 63,657	1.82%	1.05%
Department of Community Development:							
Administration	-	843,836	591,703	969,772	378,069	63.90%	0.29%
Recreation Centers	-	6,944,139	7,631,556	7,837,520	205,964	2.70%	2.31%
Programs	-	1,575,791	3,843,060	992,055	(2,851,005)	-74.19%	0.29%
Code Enforcement Office	-	2,004,869	2,554,924	-	(2,554,924)	-100.00%	0.00%
Total	\$ -	\$ 11,368,635	\$ 14,621,243	\$ 9,799,347	\$ (4,821,896)	-32.98%	2.89%
Department of Police:	\$ 67,177,646	\$ 82,968,937	\$ 86,359,622	\$ 87,173,664	\$ 814,042	0.94%	25.71%
Department of Fire:	\$ 45,219,632	\$ 56,365,531	\$ 59,850,555	\$ 62,445,934	\$ 2,595,379	4.34%	18.42%
Department of Public Works:							
Administration	1,108,426	1,461,696	1,063,939	670,541	(393,398)	-36.98%	0.20%
City Engineer	1,767,861	1,303,882	1,539,564	1,678,007	138,443	8.99%	0.49%
Field Surveyors	131,592	172,730	204,511	240,043	35,532	17.37%	0.07%
City Wide Services	4,566,212	6,867,301	7,177,507	7,201,703	24,196	0.34%	2.12%
Utilities	175,396	174,125	179,959	179,959	-	0.00%	0.05%
Solid Waste Disposal	4,877,574	5,564,850	5,509,000	5,558,400	49,400	0.90%	1.64%
Municipal Forestry	889,750	1,201,933	1,176,870	1,275,447	98,577	8.38%	0.38%
Waste Pickup - Brush	1,477,802	1,810,520	1,683,325	1,580,093	(103,232)	-6.13%	0.47%
Waste Pickup -Garbage, Trash Flash & Recyc	7,834,964	8,612,916	7,917,571	8,279,367	361,796	4.57%	2.44%
Parks Maintenance	5,503,538	-	-	-	-	0.00%	0.00%
PW Transportation	-	8,051,862	4,421,692	4,649,629	227,937	5.15%	1.37%
Traffic Engineering Admin	-	11	-	-	-	0.00%	0.00%
Land Development Office	-	3,195,738	3,299,913	6,490,423	3,190,510	96.68%	1.91%
Facilities Management	349,409	2,579,052	3,022,751	3,526,913	504,162	16.68%	1.04%
YFD Facilities Maintenance	-	-	-	64,751	64,751	0.00%	0.02%
Mailroom	87,653	96,435	105,944	102,823	(3,121)	-2.95%	0.03%
Office of Sustainability	117,508	-	-	-	-	0.00%	0.00%
Building Maintenance	1,998,378	329,236	201,028	179,850	(21,178)	-10.53%	0.05%
Storage on Main Street	51,691	51,932	53,680	26,000	(27,680)	-51.56%	0.01%
Farmer's Market Operations	-	-	1,000	-	(1,000)	-100.00%	0.00%
Chattanooga Zoo	26,250	-	-	-	-	0.00%	0.00%
Tivoli Theatre	714,058	-	-	-	-	0.00%	0.00%
Memorial Auditorium	10,943	-	-	-	-	0.00%	0.00%
Total	\$ 31,689,004	\$ 41,474,219	\$ 37,558,254	\$ 41,703,949	\$ 4,145,695	11.04%	12.30%
Department of Parks & Outdoors:							
Administration	-	1,159,518	1,554,123	1,233,059	(321,064)	-20.66%	0.36%
Supportive Services	-	907,943	830,121	772,593	(57,528)	-6.93%	0.23%
Sports	-	566,106	505,806	599,134	93,328	18.45%	0.18%
Aquatics	-	379,575	401,461	555,148	153,687	38.28%	0.16%
Champions Club	-	470,353	425,786	540,107	114,321	26.85%	0.16%
Summit of Softball	-	584,384	672,122	724,976	52,854	7.86%	0.21%
Summer Camp	-	263,096	-	-	-	0.00%	0.00%
Therapeutic Programs	-	162,234	411,020	461,314	50,294	12.24%	0.14%
Fitness Center	-	20,287	268,006	309,211	41,205	15.37%	0.09%
Parks & Outdoors Communication	-	-	-	326,347	326,347	0.00%	0.10%
Parks & Outdoors Recreation Admin	-	-	-	918,442	918,442	0.00%	0.27%
Rec Facility Skatepark	-	16,823	87,532	57,305	(30,227)	-34.53%	0.02%
Rec Prog - Sports	-	799	-	-	-	0.00%	0.00%
Outdoor Chattanooga	-	534,008	711,193	724,715	13,522	1.90%	0.21%
Special Events	-	3,703	524,754	628,057	103,303	19.69%	0.19%

176 | COMPREHENSIVE ANNUAL BUDGET REPORT

Undesignated General Fund Expenditure Summary								
	Actual 21	Actual 22	Budget 23	Budget 24	Inc(Dec)	% chg	% of Total	
Parks Admin	-	739,543	1,022,710	679,359	(343,351)	-33.57%	0.20%	
Special Events	-	237,321	-	-	-	0.00%	0.00%	
Parks Maintenance	-	5,634,187	6,426,650	7,219,930	793,280	12.34%	2.13%	
Public Art Admin	-	-	450,000	450,000	-	0.00%	0.00%	
Chattanooga Zoo at Warner Park	-	750,000	750,000	750,000	-	0.00%	0.22%	
Total	\$ -	\$ 12,429,880	\$ 15,041,284	\$ 16,949,697	\$ 1,908,413	12.69%	5.00%	
Department of Early Learning:								
Administration	-	448,298	1,840,995	840,543	(1,000,452)	-54.34%	0.25%	
Youth Development	-	19,616	1,090,000	1,090,000	-	0.00%	0.32%	
Youth Development - CAPS	-	25,443	-	-	-	0.00%	0.00%	
Education	-	259,605	-	-	-	0.00%	0.00%	
Office of Early Learning	-	35,709	-	359,377	359,377	0.00%	0.00%	
Community Forward	-	-	-	871,374	871,374	0.00%	0.00%	
Total	\$ -	\$ 788,671	\$ 2,930,995	\$ 3,161,294	\$ 230,299	7.86%	0.93%	
Department of City Planning:								
Administration	-	339,458	1,208,404	997,216	(211,188)	-17.48%	0.29%	
Strategic Capital Planning	-	135,166	-	-	-	0.00%	0.00%	
Sustainability	-	127,081	-	-	-	0.00%	0.00%	
Total	\$ -	\$ 601,705	\$ 1,208,404	\$ 997,216	\$ (211,188)	-17.48%	0.29%	
Department of Equity & Community Engagement:								
ECE Neighborhood Services	-	-	-	490,421	490,421	0.00%	0.00%	
Administration	-	354,487	1,408,823	1,140,955	(267,868)	-19.01%	0.34%	
Total	\$ -	\$ 354,487	\$ 1,408,823	\$ 1,631,376	\$ 222,553	15.80%	0.48%	
Department of Economic Development:								
Administration	-	306,405	1,496,542	1,993,038	496,496	33.18%	0.59%	
Economic Development	-	17,872	-	-	-	0.00%	0.00%	
Back Tax Properties Abatement	-	66,343	-	-	-	0.00%	0.00%	
Workforce Development	-	176,654	647,602	995,369	347,767	53.70%	0.29%	
Arts & Culture	-	109,394	-	-	-	0.00%	0.00%	
Shared Maint Riverpark Art	-	8,230	-	-	-	0.00%	0.00%	
Memorial Auditorium	-	4,410	-	-	-	0.00%	0.00%	
Tivoli Theatre	-	934	-	-	-	0.00%	0.00%	
Economic Opportunity Housing Access	-	-	78,471	-	(78,471)	-100.00%	0.00%	
Econ Development - Homeless and Supportive Housing	-	-	-	2,641,310	-	0.00%	0.00%	
Total	\$ -	\$ 690,242	\$ 2,222,615	\$ 5,629,717	\$ 3,407,102	153.29%	1.66%	
Department of Innovation Delivery & Performance:								
Administration	-	395,697	447,747	592,802	145,055	32.40%	0.17%	
Office of Performance Management	-	376,837	760,551	510,605	(249,946)	-32.86%	0.15%	
311 Call Center	-	844,722	1,158,734	1,170,129	11,395	0.98%	0.35%	
Total	\$ -	\$ 1,617,256	\$ 2,367,032	\$ 2,273,536	\$ (93,496)	-3.95%	0.67%	
Dept of Economic & Community Dev:								
Administration	1,093,143	-	-	-	-	0.00%	0.00%	
Neighborhood Services	208,988	-	-	-	-	0.00%	0.00%	
Economic Development	354,551	-	-	-	-	0.00%	0.00%	
Animal Services	1,777,000	-	-	-	-	0.00%	0.00%	
Homeless Outreach Program	937,326	-	-	-	-	0.00%	0.00%	
Code Enforcement Office	1,871,825	-	-	-	-	0.00%	0.00%	
Outdoor Chattanooga	783,825	-	-	-	-	0.00%	0.00%	
Riverpark Art Maint & Mgmt	128,862	-	-	-	-	0.00%	0.00%	
Land Development Office	2,933,171	-	-	-	-	0.00%	0.00%	
Board of Plumbing Examiners	570	-	-	-	-	0.00%	0.00%	
Board of Electrical Examiners	509	-	-	-	-	0.00%	0.00%	
Board of Mechanical Examiners	3	-	-	-	-	0.00%	0.00%	
Board of Gas Fitters	270	-	-	-	-	0.00%	0.00%	
Board of Appeals & Variances	3,240	-	-	-	-	0.00%	0.00%	
Abatement & Demolition	76,677	-	-	-	-	0.00%	0.00%	
Total	\$ 10,169,960	\$ -	\$ -	\$ -	\$ -	0.00%	0.00%	
Department of Youth & Family Dev:								
Administration	1,335,552	-	-	-	-	N/A	0.00%	
Recreation Support Services	671,540	-	-	-	-	N/A	0.00%	
Programs	2,626,456	-	-	-	-	N/A	0.00%	
Recreation Facilities	921,866	-	-	-	-	N/A	0.00%	
Recreation Centers	3,873,523	-	-	-	-	N/A	0.00%	
Community Resilience	835,933	-	-	-	-	N/A	0.00%	
Total	\$ 10,264,869	\$ -	\$ -	\$ -	\$ -	N/A	0.00%	
Department of Transportation:								
Smart Cities Operations	5,040,314	-	-	-	-	N/A	0.00%	
Complete Streets	943,100	-	-	-	-	N/A	0.00%	
Traffic Operations	2,252,529	-	-	-	-	N/A	0.00%	
Transportation Admin	488,871	-	-	-	-	N/A	0.00%	
Engineering	165,110	-	-	-	-	N/A	0.00%	
Total	\$ 8,889,925	\$ -	\$ -	\$ -	\$ -	N/A	0.00%	
Expenditure Total	\$ 249,375,773	\$ 305,108,944	\$ 337,300,000	\$ 339,000,000	1,700,000	0.50%	100.00%	

Special Revenue Funds

Fiscal Year Ending June 30, 2024

Fund Structure

Special Revenue Funds are used to account for revenues from specific taxes or other earmarked revenue sources, which by law are designated to finance particular functions or activities of government. The basis of budgeting for these funds is modified accrual. Revenue is recognized in the accounting period when it becomes “susceptible” to accrual, that is, when it becomes measurable and available to finance expenditures of the fiscal period. Expenditures are recognized in the accounting period in which the fund liability is incurred, if measurable, except for unmatured interest on general long-term debt and certain similar accrued obligations, which should be recognized when due. Included funds are State Street Aid, Social Services, Economic Development, Narcotics, Federal Asset Forfeiture, Community Development, Hotel/Motel Occupancy Tax Fund, Automated Traffic Enforcement, and Municipal Golf Course Fund. While presented in the chart & graphs below, the Economic Development Fund, Golf Course, and Automated Traffic Enforcement are reported as a designated portion of General Fund. For fiscal year ending June 30, 2023 the budgeted and unaudited revenue and expenses are in the table below. The FY 2024 Budget for revenues and expenses is provided in the graphs below.

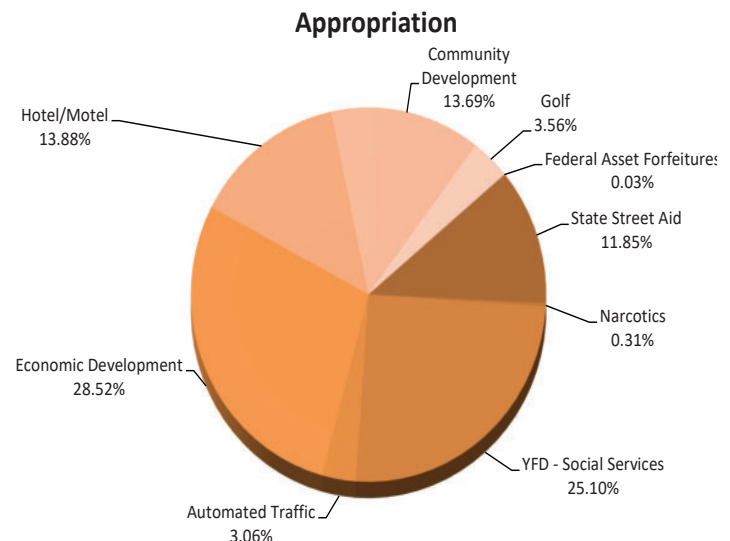
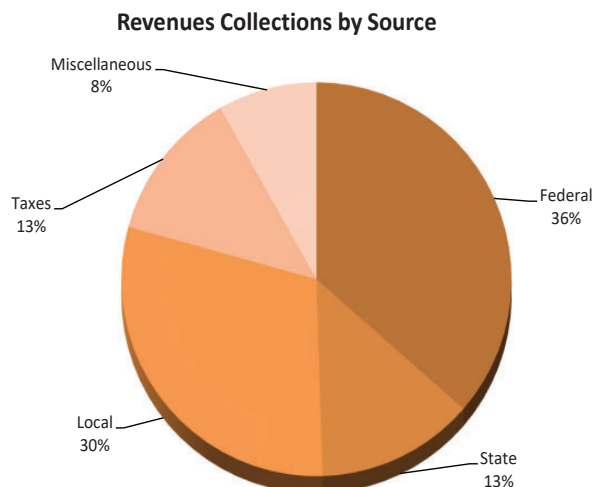
FY 23 Results	Budget	Unaudited	
	Rev & Exp	Actual Rev	Actual Exp
State Street Aid	7,646,526	6,756,421	5,715,846
Social Services*	16,204,607	26,764,291	21,004,861
Economic Development Fund**	18,411,000	20,777,410	16,682,230
Narcotics	200,000	896,414	185,190
Federal Asset Forfeiture Fund	20,000	45,594	-
Hotel/Motel Tax Fund	8,962,200	10,063,112	8,239,123
Community Development Fund	8,834,050	4,856,734	4,706,128
Municipal Golf Course**	2,298,629	2,491,618	2,536,517
Automated Traffic Enforcement ¹	1,975,230	1,338,387	1,556,619
Total Special Revenue Fund	64,552,242	73,989,981	60,626,515

*Some Federal/State Grants are October-September and data above is the City of Chattanooga Fiscal Year July-June

¹ Use of Fund Balance

**Reporting in the ACFR with General Government

FY 2024 Revenue & Appropriation by Fund \$64,552,242



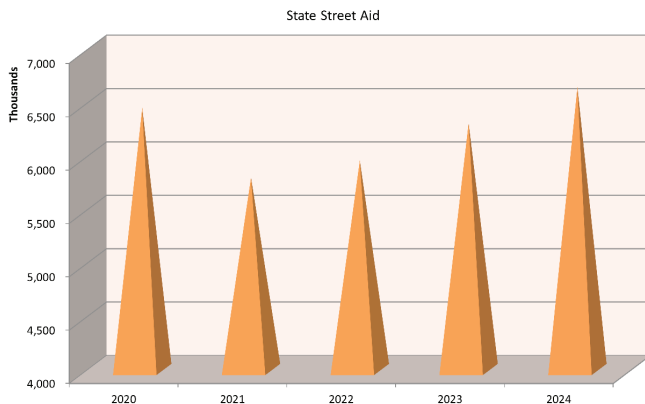
Special Revenue Fund Summary	Actual 21	Actual 22	Budget 23	Budget 24	Budget Inc(Dec)	% chg
REVENUES						
*State Street Aid	6,084,125	6,676,626	7,360,000	7,646,526	286,526	3.89%
Social Services	18,346,756	17,876,269	17,712,519	16,204,607	(1,507,912)	-8.51%
Economic Development Fund	20,807,563	18,132,545	18,635,000	18,411,000	(224,000)	-1.20%
*Narcotics	369,815	296,185	350,000	200,000	(150,000)	-42.86%
Federal Asset Forfeiture Fund	10,128	36,961	20,000	20,000	-	0.00%
Hotel/Motel Tax Fund	6,240,025	9,602,739	10,344,308	8,962,200	(1,382,108)	-13.36%
Community Development Fund	2,766,728	3,208,348	3,209,543	8,834,050	5,624,507	175.24%
Municipal Golf Course	2,291,591	2,214,879	2,307,970	2,298,629	(9,341)	-0.40%
Automated Traffic Enforcement	843,282	1,671,520	2,200,000	1,975,230	(224,770)	-10.22%
Total Special Revenue Fund	57,760,013	59,716,072	62,139,340	64,552,242	2,412,902	3.88%

*Planned increase in reserves

Revenues

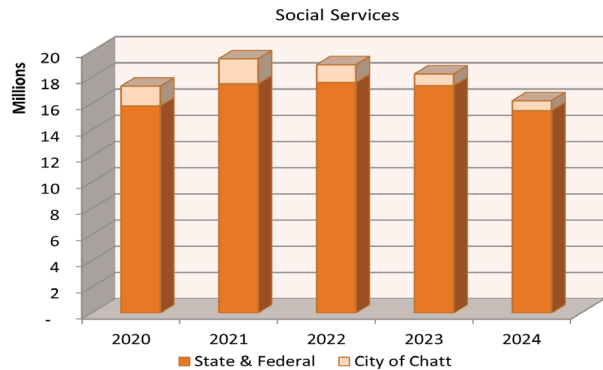
State Street Aid

This fund was established to receive and account for the State’s distribution of the gasoline fuel tax. Funds received in this fund are restricted to municipal street related projects. In FY18 the State Legislature passed the IMPROVE Act. This Act enhanced existing revenues for the highway fund by increasing fuel taxes and identified over 900 transportation projects to be paid for with the increase. The allocation to cities is based on per capita and set annually by the Tennessee State Legislature. After an initial decline in 2021, Post-pandemic revenue streams have incrementally increased year-over-year. FY24 State Gas Tax Collection revenues are budgeted to surpass FY20.



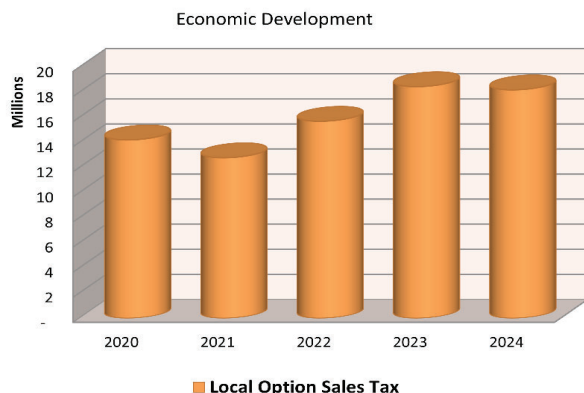
Social Services Fund

Social Services receives Federal, State, and City appropriations as well as some program fees. FY23 revenues were \$17,712,519 while FY24 budget totals \$16,204,607, a 8.51% decrease over the previous year’s budget. Budgeted revenues have remained relatively stable with a five-year average of \$18,026,909.



Economic Development Fund

In August 1997, the citizens of Chattanooga approved a half-percent tax on retail sales in the city. Revenues from this tax were shared on a 50/50 basis for education and economic development. In a county-wide election in February 2004, the residents of Hamilton County voted to increase the county-wide local option tax rate from 1.75% to 2.25%, thereby repealing the city-only 1/2% tax. The additional taxes generated by the 1/2% increase in the county-wide taxes are distributed to the county, city and education in accordance with TCA 67-6-712, which requires that 50% is used for education and the remainder on a situs basis. The education component is distributed directly to the Hamilton County Department of Education. Local Option Sales Tax budget has decreased from \$18,458,200 in FY23 to \$18,200,000 in FY24, a percentage change of -1.42%.



Narcotics Fund

Revenues come mainly from confiscated funds which include forfeited cash and proceeds from the sale of items seized. Federal and State funds are also received. FY24 budgeted revenue totals \$200,000 which decreased \$150,000 from the previous year. Typically revenue fluctuates from year to year based on police drug investigations and activities. FY24 includes a planned use of fund balance of \$100,000.

Federal Asset Forfeiture Fund

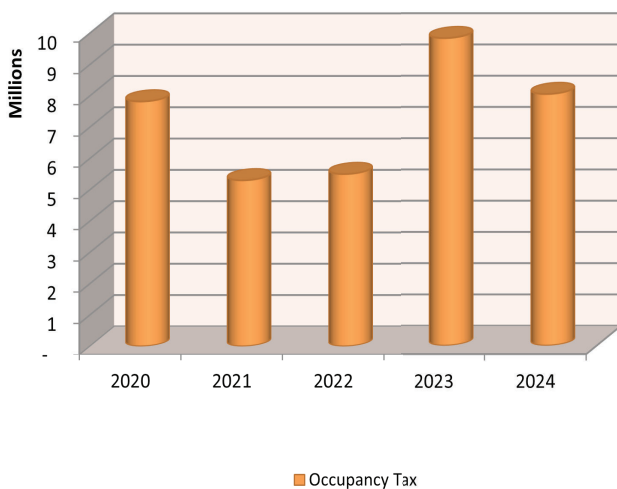
Revenues come mainly from Federal Funds. FY24 budgeted revenues total \$20,000, remaining unchanged from the previous year.

Hotel-Motel Occupancy Privilege Tax Fund

The City of Chattanooga has the authority to levy a privilege tax on the occupancy of hotel/motel rooms by transients. Pursuant to T.C.A 67-4-1401, et seq. and City Ordinance No 11303, the City has levied such a tax. The tax is set at the state maximum of 4%.

The FY24 budgeted revenue totals \$8,962,200, which is a decrease of \$1,382,108 from the FY23 Budget. Occupancy Tax collections are projected to decrease by \$1,789,232 which is offset by increases of \$418,462 in Short Term Vacation Rentals (STVR). Inflation has limited discretionary spending for individuals and STVR fee structures have been updated generating additional revenue streams.

Hotel-Motel

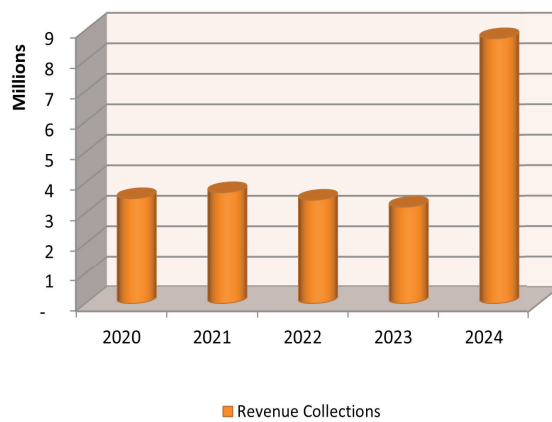


Community Development

Annual funding is allocated by the U.S. Department of Housing and Urban Development. Amounts awarded fluctuate each year.

The FY24 budgeted revenue totals \$8,834,050, which is a 275% increase over FY23. The large increase is due to growth in Federal and State grant funding. Additional funding is being used to provide rent, mortgage and utility assistance for households impacted by the pandemic.

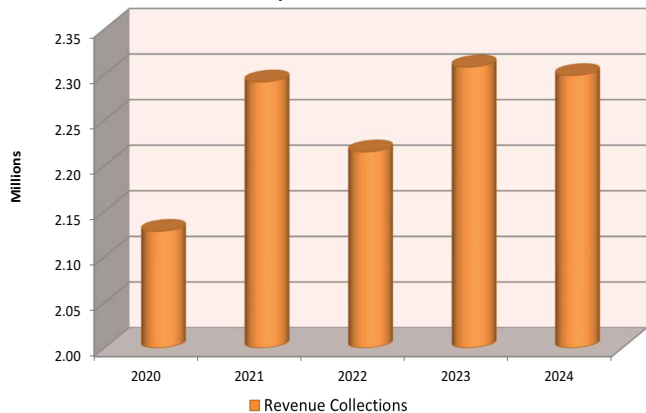
Community Development



Municipal Golf Course Fund

Revenues come mainly from green fees and golf cart rentals. Overall, estimated revenues are decrease

Municipal Golf Course



Automated Traffic Enforcement Fund

Revenues comes primarily from automated traffic and speeding fines. Revenues for FY24 are expected to be \$1,743,600 with a planned use of

Special Expenditure Fund Summary	Actual 21	Actual 22	Budget 23	Budget 24	Budget Inc(Dec)	% chg
EXPENDITURES						
*State Street Aid	6,301,515	6,676,626	7,360,000	7,646,526	286,526	3.89%
Social Services	18,190,522	17,653,941	18,249,431	16,204,607	(2,044,824)	-11.20%
Economic Development Fund	27,036,220	18,064,152	18,635,000	18,411,000	(224,000)	-1.20%
*Narcotics	342,264	296,185	350,000	200,000	(150,000)	-42.86%
Federal Asset Forfeiture Fund	-	-	10,000	20,000	10,000	100.00%
Hotel/Motel Tax Fund	4,060,798	4,593,129	8,264,347	8,962,200	697,853	8.44%
Community Development Fund	2,970,182	3,208,348	3,209,543	8,834,050	5,624,507	175.24%
Municipal Golf Course	1,910,258	2,231,935	2,307,970	2,298,629	(9,341)	-0.40%
Automated Traffic Enforcement	888,451	1,330,216	1,734,000	1,975,230	241,230	13.91%
Total Special Expenditure Fund	61,700,210	54,054,532	60,120,291	64,552,242	4,431,951	7.37%

*Planned increase in reserves

Expenditures

State Street Aid

State gasoline fuel tax distribution is collected in this fund and used for major street improvements and construction in the Chattanooga area, per State of Tennessee guidelines. The primary uses of these funds are personnel, vehicle, road repair, and construction costs. Expenses for FY24 are estimated to increase \$286,526 from FY23. In FY24, there is \$1,000,000 set aside for paving Capital Projects.

Social Services

This fund supports numerous Federal and State funded Programs, which are offset by Federal & State Grants. The expenses to administer the program are also included within the fund’s overall expenses. Social Services expenses in FY24 are estimated to decrease 11.2%.

Economic Development Fund

There is an overall decrease of 1.2% in FY24 due to a \$500,000 reduction to capital projects along with the reallocation of agency appropriations. During FY24, \$7,157,023 will be allocated to lease rental payments for Lease Rental Revenue Bonds on behalf of the Chattanooga Downtown Redevelopment Corporation. The remaining funds are dedicated to economic development projects in downtown Chattanooga and Enterprise South, agency appropriations, and other non capital projects.

Narcotics Fund

This fund accounts for the cost of drug enforcement activity, which includes the purchase of surveillance equipment, drug identification kits, maintenance on narcotics officers’ vehicles, and payment to informants. Funds can also be used for local drug treatment and educational programs. In FY24 estimated expenses will be \$200,000, which is a decrease of \$150,000 from FY23.

Hotel-Motel Occupancy Privilege Tax Fund

This tax is used to fund improvements in the downtown and riverfront area to encourage tourism and enhance the quality of life. This tax is dedicated to the 21st Century Waterfront Plan, which involved redevelopment of the city waterfront. The Waterfront Plan, with an estimated cost of \$120 million, of which the City funded \$55 million, was funded jointly by the public and the private sectors. Current funds pay debt service on the Hotel-Motel Tax Bonds and fund any additional waterfront related capital costs. In FY24, there is an expenditure increase of \$697,853, primarily for Public Works capital transfer.

Community Development

This fund receives federal grants directly from HUD as well as grants administered through the State of Tennessee. Each year the expenses from one block grant year to the next spans multiple fiscal years as the City’s fiscal year is different than the Federal government’s fiscal year. The federal funding is on a draw down basis as expended by the entity; therefore due to the spending rate of specific qualified programs the expenses will vary from year to year. Expenses for FY24 are expected to increase 275% from FY23.

Municipal Golf Course Fund

Funds are used to cover the operational cost of the City’s two golf courses: Brainerd and Brown Acres. The primary costs are personnel and purchased services. Expenses for FY24 are estimated to decrease approximately 0.4% from FY23.

Automated Traffic Enforcement Fund

These funds are used to account for automated traffic enforcement operations. Expenses for FY24 are budgeted at \$1,975,230.

Special Revenue Revenue Summary	Actual 21	Actual 22	Budget 23	Budget 24	Budget Inc(Dec)	% chg	% of total Budget
State Street Aid (Fund 2050)							
State of Tennessee	6,084,125	6,378,997	6,310,000	6,646,526	336,526	5.33%	10.30%
State Maintenance of Streets	-	-	-	-	-	N/A	0.00%
Other (EPA, FEMA, TEMA)	-	-	-	-	-	N/A	0.00%
Fund Balance	-	297,629	1,050,000	1,000,000	(50,000)	-5%	1.55%
Total State Street Aid	\$ 6,084,125	\$ 6,676,626	\$ 7,360,000	\$ 7,646,526	\$ 286,526	3.89%	11.85%
YFD - Social Services (Fund 2030)							
Federal - State Grants	16,919,103	16,516,290	17,362,519	15,459,607	(1,902,912)	-10.96%	23.95%
City of Chattanooga	1,334,643	1,359,693	350,000	745,000	395,000	112.86%	1.15%
Miscellaneous	93,010	286	-	-	-	N/A	0.00%
Fund Balance	-	-	-	-	-	N/A	0.00%
Total YFD - Social Services	\$ 18,346,756	\$ 17,876,269	\$ 17,712,519	\$ 16,204,607	\$ (1,507,912)	-8.51%	25.10%
Economic Development (Fund 1111)							
Local Option Sales Tax	20,807,563	18,132,545	18,635,000	18,411,000	(224,000)	-1%	28.52%
Total Economic Development	\$ 20,807,563	\$ 18,132,545	\$ 18,635,000	\$ 18,411,000	\$ (224,000)	-1.20%	28.52%
Narcotics (Fund 9250/2040)							
Confiscated Narcotics Funds	264,562	215,625	80,000	80,000	-	0.00%	0.12%
Fines, Forfeitures and Penalties	18,811	19,550	-	-	-	N/A	0.00%
Other	45,923	-	20,000	20,000	-	0.00%	0.03%
Fund Balance	40,520	61,010	250,000	100,000	(150,000)	-60.00%	0.15%
Total Narcotics	\$ 369,815	\$ 296,185	\$ 350,000	\$ 200,000	\$ (150,000)	-42.86%	0.31%
Fed. Asset Forfeitures (Fund 9252/2042)							
Federal	8,112	33,948	20,000	20,000	-	0%	0.03%
Other	2,016	3,013	-	-	-	0.00%	0.00%
Total Fed. Asset Forfeitures	\$ 10,128	\$ 36,961	\$ 20,000	\$ 20,000	\$ -	0.00%	0.03%
Hotel/Motel Tax (Fund 2070)							
Occupancy Tax	5,632,205	8,651,564	9,837,232	8,048,000	(1,789,232)	-18.19%	12.47%
Short Term Vacation Rentals	594,056	940,392	490,538	909,000	418,462	85.31%	1.41%
Short Term Vacation Rental Int & Pen	1,469	875	542	600	58	10.70%	0.00%
Interest Income	12,295	9,908	15,996	4,600	(11,396)	-71.24%	0.01%
Total Hotel/Motel Tax	\$ 6,240,025	\$ 9,602,739	\$ 10,344,308	\$ 8,962,200	\$ (1,382,108)	-13.36%	13.88%
Community Development (Fund 2060) <i>(includes HOME program)</i>							
Federal	2,317,641	2,982,156	2,529,250	8,733,000	6,203,750	245.28%	13.53%
State Appropriation	-	-	-	25,050	25,050	N/A	0.04%
City of Chattanooga	-	-	-	71,000	71,000	N/A	0.11%
Miscellaneous/Program	449,087	226,192	680,293	5,000	(675,293)	-99.27%	0.01%
Total Community Development	\$ 2,766,728	\$ 3,208,348	\$ 3,209,543	\$ 8,834,050	\$ 5,624,507	175.24%	13.69%
Total Municipal Golf Course (1105)	\$ 2,291,591	\$ 2,214,879	\$ 2,307,970	\$ 2,298,629	\$ (9,341)	-0.40%	3.56%
Automated Traffic Enforcement (Fund 9091)							
Automated Traffic & Speeding Fines	843,282	1,671,520	2,200,000	1,743,600	(456,400)	-20.75%	2.70%
Use of Fund Balance	-	-	-	231,630	231,630	N/A	0.36%
Total Automated Traffic Enforcement	\$ 843,282	\$ 1,671,520	\$ 2,200,000	\$ 1,975,230	\$ (224,770)	-10.22%	3.06%
Grand Total	\$ 57,760,013	\$ 59,716,072	\$ 62,139,340	\$ 64,552,242	\$ 2,412,902	3.88%	100.00%

182 | COMPREHENSIVE ANNUAL BUDGET REPORT

Special Revenue Expenditure Summary	Actual 21	Actual 22	Budget 23	Budget 24	Budget Inc(Dec)	% chg	% of total Budget
State Street Aid (Fund 2050)							
Street Maintenance	6,301,515	6,676,626	7,360,000	7,646,526	286,526	3.89%	11.85%
Total State Street Aid	\$ 6,301,515	\$ 6,676,626	\$ 7,360,000	\$ 7,646,526	\$ 286,526	3.89%	11.85%
YFD - Social Services (Fund 2030)							
Administration	1,137,355	1,162,137	793,590	300,000	(493,590)	-62.20%	0.46%
Headstart	12,294,630	12,348,609	13,645,518	14,987,652	1,342,134	9.84%	23.22%
Headstart Supplement	-	-	-	350,000	350,000	N/A	0.54%
Foster Grandparents	512,530	468,973	553,345	471,955	(81,390)	-14.71%	0.73%
Foster Grandparents Supplement	-	-	-	95,000	95,000	N/A	0.15%
LIHEAP	3,370,615	2,750,582	2,589,120	-	(2,589,120)	-100.00%	0.00%
Community Service Block Grant	802,384	922,461	642,808	-	(642,808)	-100.00%	0.00%
YFD - Social Services Programs	60,354	-	25,050	-	(25,050)	-100.00%	0.00%
City General Relief	2,615	-	-	-	-	N/A	0.00%
Other	10,039	1,178	-	-	-	N/A	0.00%
Total YFD - Social Services	\$ 18,190,522	\$ 17,653,941	\$ 18,249,431	\$ 16,204,607	\$ (2,044,824)	-11.20%	25.10%
Economic Development (Fund 1111)							
Capital Projects_Economic Development	18,000,000	11,487,000	8,250,000	7,750,000	(500,000)	-6.06%	12.01%
Approp to Capital From Fund Balance	-	-	-	-	-	N/A	0.00%
Enterprise Center	-	-	1,623,350	1,703,350	80,000	4.93%	2.64%
Non Capital	2,288,500	-	-	-	-	N/A	0.00%
Carter Street Corporation	-	-	200,000	200,000	-	0.00%	0.31%
Chattanooga Chamber of Commerce	-	-	500,000	500,000	-	0.00%	0.77%
Chamber Equity Initiative	-	25,000	25,000	25,000	-	0.00%	0.04%
Chamber of Comm Marketing-Enterprise South	-	75,000	75,000	75,000	-	0.00%	0.12%
Commission to Hamilton County	159,657	175,490	183,416	182,000	(1,416)	-0.77%	0.28%
Chattanooga Area Convention Tourism (IRONMAN)	-	-	-	120,000	120,000	N/A	0.19%
Public Education Foudation	-	-	75,000	75,000	-	0.00%	0.12%
Thrive	-	-	100,000	100,000	-	0.00%	0.15%
Lease Payments	3,046,180	5,925,747	7,153,234	7,157,023	3,789	0.05%	11.09%
TDZ transfer to CDRC to Cover Debt	3,541,883	375,915	-	-	-	N/A	0.00%
Contingency	-	-	450,000	523,627	73,627	16.36%	0.81%
Total Economic Development	\$ 27,036,220	\$ 18,064,152	\$ 18,635,000	\$ 18,411,000	\$ (224,000)	-1.20%	28.52%
Narcotics (Fund 9250)							
Operations	342,264	296,185	350,000	200,000	(150,000)	-42.86%	0.31%
Total Narcotics	\$ 342,264	\$ 296,185	\$ 350,000	\$ 200,000	\$ (150,000)	-42.86%	0.31%
Fed. Asset Forfeitures (Fund 9252)							
Operations	-	-	10,000	20,000	10,000	100.00%	0.03%
Total Fed. Asset Forfeitures	\$ -	\$ -	\$ 10,000	\$ 20,000	\$ 10,000	100.00%	0.03%
Hotel/Motel Tax (Fund 2070)							
Public Works Capital Fund	-	500,000	-	4,500,000	4,500,000	N/A	6.97%
Capital - Tivoli Foundation	-	-	4,000,000	-	(4,000,000)	-100.00%	N/A
Hamilton County	55,351	92,930	104,296	148,531	44,235	42.41%	0.23%
Debt Service	3,879,450	3,811,585	3,944,430	4,005,769	61,339	1.56%	6.21%
Short Term Vacation Rental	16,614	-	-	-	-	N/A	0.00%
Hotel/Motel Collection Fee	109,383	188,614	215,621	307,900	92,279	42.80%	0.48%
Total Hotel/Motel Tax	\$ 4,060,798	\$ 4,593,129	\$ 8,264,347	\$ 8,962,200	\$ 697,853	8.44%	13.88%
Community Development (Fund 2060)							
Administration	491,532	2,906	503,898	-	(503,898)	-100.00%	0.00%
Community Services Block Grant (CSBG)**	-	-	-	1,033,000	1,033,000	N/A	1.60%
Chattanooga Neighborhood Enterprise	7,658	-	300,000	200,000	(100,000)	-33.33%	0.31%
Low-Income Energy Assistance Program	-	-	-	3,200,000	3,200,000	N/A	4.96%
Low-Income Households Water Asst Pgm	-	-	-	1,200,000	1,200,000	N/A	1.86%
Community Development Programs	2,129,951	2,404,391	2,105,645	3,105,000	999,355	47.46%	4.81%
Other Programs	-	476,352	-	-	-	N/A	0.00%
State	-	-	-	25,050	25,050	N/A	0.04%
City of Chattanooga	-	-	-	71,000	71,000	N/A	0.11%
Transfers	341,041	324,699	300,000	-	(300,000)	-100.00%	0.00%
Total Community Development	\$ 2,970,182	\$ 3,208,348	\$ 3,209,543	\$ 8,834,050	\$ 5,624,507	175.24%	13.69%
Total Municipal Golf Course (1105)	\$ 1,910,258	\$ 2,231,935	\$ 2,307,970	\$ 2,298,629	\$ (9,341)	-0.40%	3.56%
Automated Traffic Enforcement (Fund 9091)							
Automated Traffic	888,451	1,330,216	1,734,000	1,975,230	241,230	13.91%	3.06%
Total Automated Traffic Enforcement	\$ 888,451	\$ 1,330,216	\$ 1,734,000	\$ 1,975,230	\$ 241,230	13.91%	3.06%
Grand Totals	\$ 61,700,210	\$ 54,054,532	\$ 60,120,291	\$ 64,552,242	\$ 4,431,951	7.37%	100.00%

Enterprise Funds

Fiscal Year Ending June 30, 2024

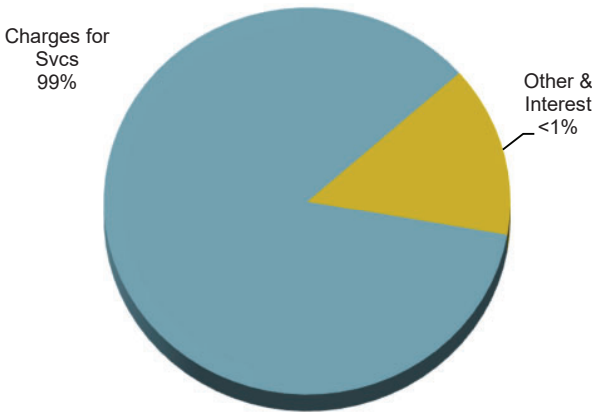
Fund Structure

Enterprise Funds are funds that may be used to report any activity for which a fee is charged to external users for goods or services similar to private business. An Enterprise Fund might be established because an operation is expected to cover its costs (including depreciation expense) through user charges or because the City believes it is necessary to account for income and capital maintenance. The budgetary basis of accounting for these funds is the full accrual method. Enterprise's focus is the measurement of their economic resources, like that of a private-sector business. Revenues are recognized as soon as they are earned, and expenses are recognized as soon as a liability is incurred, regardless of the timing of related cash inflows and outflows. The Annual Comprehensive Financial Report (ACFR) shows the status of the fund's finances on the basis of Generally Accepted Accounting Principles (GAAP). The City of Chattanooga has four (4) budgeted Enterprise Funds: Wastewater Fund, Stormwater Management Fund, Solid Waste, and Tennessee Valley Regional Communication System. For fiscal year ending June 30, 2023, the budgeted and unaudited revenue and expenses are in the table below. The FY 2024 Budget for revenues and expenses is provided in the graphs below:

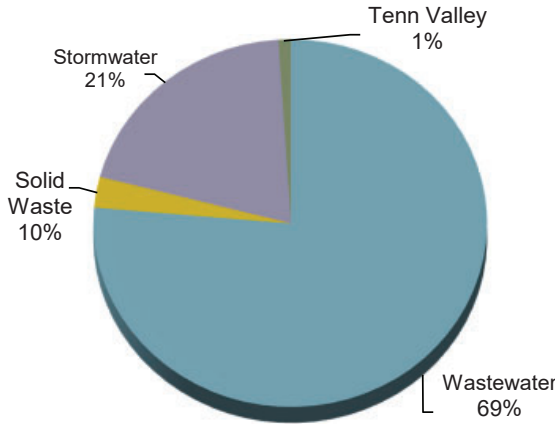
FY 23 Results	Budget	Unaudited	
	Rev & Exp	Actual Rev	Actual Exp
Wastewater Fund	131,500,000	144,489,680	121,692,296
Solid Waste Fund	4,971,000	7,686,384	4,127,170
Stormwater Fund	35,027,920	37,771,153	27,336,254
Tenn Valley Regional Comm	1,752,928	1,715,516	2,067,139
Total Enterprise Funds	173,251,848	191,662,733	155,222,859

FY2024 Revenue & Appropriation by Fund
\$185,435,909

Revenues



Appropriation



Enterprise Funds						
Revenue Fund Summary	Actual 21	Actual 22	Budget 23	Budget 24	Inc(Dec)	% chg
Wastewater	102,398,439	108,058,206	131,500,000	141,649,169	10,149,169	7.72%
Solid Waste	4,574,507	5,525,851	4,971,000	4,979,000	8,000	0.16%
Stormwater	29,575,456	29,141,256	35,027,920	36,913,281	1,885,361	5.38%
*Tenn Valley Regional Comm	2,518,711	1,896,742	1,812,928	1,894,459	81,531	4.50%
Total Enterprise Funds	139,067,113	144,622,055	173,311,848	185,435,909	12,124,061	7.00%

*Planned increase in reserves

Revenues

Wastewater Fund

Sewer Service Charges. Revenues to operate, maintain, and finance the System are derived primarily from sewer service charges collected from residential, commercial, and industrial customers using the System. The sewer service charge rates are based upon the quantity of water used and are expressed as cents per thousand gallons.

Regional users such as Walker County, Georgia, the City of Collegedale, and the Town of Lookout Mountain, Tennessee, are billed on the basis of metered water consumption. This method of billing does not allow for the recovery of costs incurred to treat flows beyond the amount of water purchased, such as inflow and infiltration into the System. However, the wheelage and treatment rate is approximately two times the total metered flow rate, therefore, payment is made for some inflow and infiltration. The City of Chattanooga has installed flow metering stations on the discharge lines connecting regional users so that they may be billed on the basis of total measured wastewater flow, under the EPA approved user charge system.

The sewer service charges for the regional users (Windstone, Rossville, Northwest Georgia, Dade County, Ringgold, Collegedale, Lookout Mountain, TN, Lookout Mountain, GA, Hamilton County, East Ridge, Soddy Daisy, Red Bank, and Walker County) are based on a regional service charge rate schedule (wheelage and treatment). The regional service charge rate schedule currently in effect provides rate schedules for billing the regional users on either a metered water consumption basis (billable flow method) or a total measured wastewater flow basis (total flow method). This allows the City to begin billing the regional users on a total flow method immediately upon completion of successful contract negotiation for total flow method billing.

Other System revenues come from an industrial user sewer surcharge, truck discharge operation

permit fees, septic tank discharge fees, holding tank discharge fees, service line connection fees and garbage grinder usage fees.

The City operates the System on a self-supporting basis from sewer service charges and fees. The July 1, 2024 approved rate schedule, is as follows:

Enumeration Of Charges Quantity of Water Used

Sewer service charges are based upon the quantity of water registered by water meters. The dollar amount is derived by applying the total charge in dollars per one thousand (1,000) gallons for the following quantities of water:

User Class	FY 24 10/1/2023 Total Charges (\$/1,000 gal)
First 100,000	\$14.28
Next 650,000	10.63
Next 1,250,000	8.64
Next 30,000,000	7.29
Over 32,000,000	7.09

Regional Service Charge Rate (Wheelage and Treatment)

The regional sewer service user charge (wheelage and treatment) shall be collected from regional users of the system including:

Rossville, Northwest Georgia, Dade County, Ringgold, Collegedale, Lookout Mountain, TN, Lookout Mountain, GA, Hamilton County, East Ridge, Soddy Daisy, Red Bank and Walker County

and shall be determined either under the “billable flow” method based upon quantity of water used as shown by applicable water company meter readings or the “total flow” method based upon flow meter measured flow accordingly to the applicable contract with the regional user.

Billable Flow

The amount due from the regional user shall be the dollar amount derived by applying the total charge shown in the table below per one thousand (1,000) gallons of water sold.

User Class	Regional Operation & Maintenance Charge (\$/1,000 gal)	Regional Debt Charge (\$/1,000 gal)	Regional Total Charge Wheelage & Treatment (\$/1,000 gal)
Wheelage & Treatment	\$4.1362	\$ 0.8550	\$4.9912

If regional customers are billed directly through the water company, the rate shall be five dollars and zero cents (\$5.00) per one thousand (1,000) gallons.

Total Flow

The amount due from the regional user shall be the dollar amount derived by applying the total charge shown in the table below applied to the quantity of wastewater measured by a flow meter installed and maintained at or near the point of connection between the system of the regional user and the Chattanooga System. In the event of any malfunction of said meters, flow shall be estimated, interpolated and/or projected in the most equitable manner possible. Such estimates along with available readings for periods where there was no malfunction shall be the basis for billing.

User Class	Regional Operation & Maintenance Charge (\$/1,000 gal)	Regional Debt Charge (\$/1,000 gal)	Regional Total Charge Wheelage & Treatment (\$/1,000 gal)
Wheelage & Treatment	\$2.2665	\$ 0.5297	\$2.8623

Monthly Minimum Sewer Service Charges

Minimum sewer service charges based upon water meter connection size are as follows:

Meter Size	FY24 10/1/2023 Charge per Month
5/8"	\$ 29.34
3/4"	104.66
1"	182.87
1 1/2"	409.28
2"	724.67
3"	1,698.70
4"	3,139.23
6"	7,477.14
8"	13,225.70

Industrial User Sewer Surcharge

An industrial user surcharge is levied upon industrial users which discharge wastewater in concentrations in excess of "normal wastewater" at the following rates:

- \$0.1229 per pound of 5-day biochemical oxygen demand (BOD₅) for concentrations in excess of three hundred (300) milligrams per liter, and,
- \$0.0852 per pound of total suspended solids for concentrations in excess of four hundred (400) milligrams per liter.

The City has also established the following fees and charges:

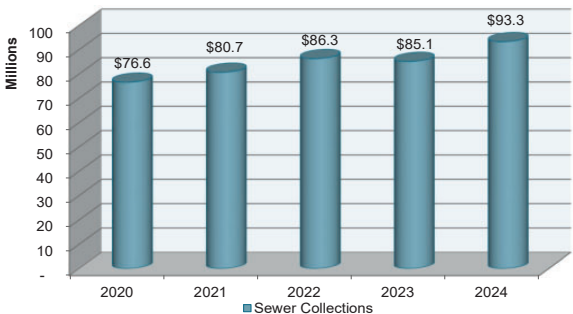
- A Sewer Service Line Connection Fee of \$800;
- A Truck Discharge Operation Permit Fee of \$100 per truck per year;
- A Septic Tank Discharge Fee of \$170.00 per 1,000 gallons of waste;
- Holding Tank Waste Fee of \$14.28 per 1,000 gallons of waste and
- Garbage Grinders Fee of \$441.00 per month per unit.

The City remains committed to keeping the System self-supported from sewer revenues including adoption of any necessary sewer rate increases to ensure that it remains self supporting. Increases since FY2013 reflect financing to provide for continuing the program of upgrading the City's wastewater system in compliance with EPA consent decree requirements. There is a 6% rate increase for FY 2024.

The following is a history of rate increases since 1988:

FYE 6/30	Rate	FYE 6/30	Rate
1988-1990	6.14	2007	15.48
1991	5.24	2008-2009	6.00
1992	3.32	2010-2011	3.00
1993	5.79	2012	5.00
1994	3.00	2013	9.50
1995-1999	0.00	2014-2018	9.80
2000	(10.00)	2019	6.00
2001-2002	0.00	2020	9.80
2003	7.29	2021	0.00
2004	7.07	2022	6.00
2005	2.54	2023	5.70
2006	0.00	2024	6.00

Below is the sewer system's historical trend of collections. Revenue increases can be attributed to the completion of several construction projects bringing more taps on line and rate increases to address the CMOM (Capacity, Management, Operations and Maintenance) project proactively.



Solid Waste Fund

This fund accounts for the costs associated with the disposal of solid waste and recyclable materials. Section 68-31-874 (a) of the Tennessee Code Annotated sets forth the accounting requirements for financial activities related to the management of solid waste. Effective July 1, 1993, it became a requirement to account for the operation of a landfill as an enterprise fund.

Landfill Tipping Fees. Revenues to operate, maintain, and finance the Solid Waste Disposal System are derived primarily from tipping fees charged at the disposal sites. Municipalities may impose such a fee upon each ton of waste or its volume equivalent received at such a disposal facility. During FY 98/99, the disposal operation was relocated to a new site in Birchwood as the available space at the old facility at Summit had been depleted. The new location is farther away from the center of the city, which has led some disposal companies to reroute their disposal traffic to other regional disposal facilities more conveniently located. The new sanitary landfill also stopped accepting construction and demolition waste; the construction debris site is operated by a private company. These changes have led to a reduction in the projected revenue for the fund but should result in a longer life for the landfill.

Solid Waste Disposal Fee. Since the City garbage service is the primary customer, General Fund supports the Solid Waste Fund through a General Fund Waste Disposal Fee. The FY 24 budget is \$4,979,000, an addition of \$8,000 from the previous year of \$4,971,000.

The chart below shows the historical trend of collections. The primary sources of revenue for this fund are landfill tipping fees and a City of Chattanooga waste disposal fee.

Solid Waste Revenue



Stormwater Management Program

The Stormwater Management Program was established in 1993 to comply with a federal mandate for the City. The City is required to impose controls to reduce the discharge of pollutants in stormwater to the maximum extent practicable using management practices, control techniques, system design, and engineering methods for the control of such pollutants. This fund accounts for the construction and operation of the stormwater system of the City.

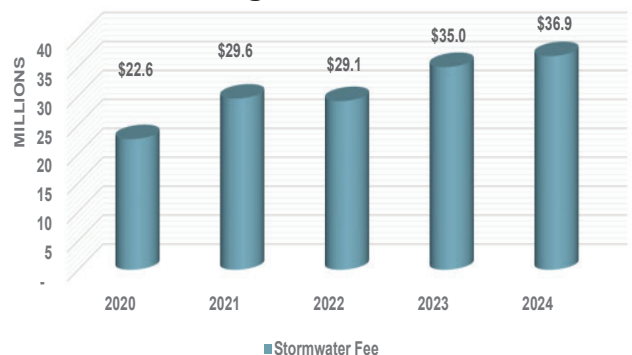
For the purpose of operating the water quality program of the City and the payment of the cost and expenses appurtenant, incident or necessary thereto for the construction, extension, enlargement or acquisition of necessary stormwater facilities or flood control improvement, including replacement thereof, and for the operation and maintenance thereof, is imposed a water quality user's fee upon the owner of the property served directly or indirectly by the City's stormwater system.

Based on an analysis of service levels, rates, and cash flow, the Council determined that it was in the best interest of the City, its citizens, and the users of the City stormwater system to revise the mechanism for the financing of stormwater and water quality facilities, systems, and services provided by the City through a revised water quality fee. While the residential fee of \$138.76 per Estimated Residential Unit (ERU) was implemented immediately following the study in 2011 per Ordinance 12523, the commercial rate was phased in over a five year period that ended in fiscal year 2015.

The revenue, \$36,913,281 for this fund is primarily derived from stormwater fees, which is up 5.4% over FY2023. The current year budget is an increase of \$1,885,361 over the previous year's budget. There is not a rate increase from FY 2023 to FY 2024. It will remain \$183.54 per ERU.

The following is a chart showing the historical trend of fees collected:

Stormwater Management Revenue



Tennessee Valley Regional Communication Fund

Revenues come from fees assessed to both internal and external radio system users on an annual basis for system access and maintenance. In FY16, this fund was converted to an Enterprise Fund from a Special Revenue Fund.

The revenue streams for this fund include Federal, State and Other Government Maintenance Fees as well as Mobile Communications Services. The Tennessee Valley Regional Communication (TVRC) Fund receives revenue from Hamilton County Operations Radio & Electronics.

In addition to operations, TVRC is composed of two (2) funds. These are: reserves and capital. Reserves is funded by internal and external radio system users for the purpose of setting aside cash for future capital purchases and unforeseen emergencies. Capital is funded from reserves and is used to purchase equipment outside of operations and requires approval by City Council.

This year operations shows a slight increase of 4.5%, \$81,531 mainly in Other Intergovernmental Operations for a total budget of \$1,894,459.

The chart below shows the historical trend of communication fees collected:

TN Valley Regional Communications Revenue



Enterprise Funds						
Expend Fund Summary	Actual 21	Actual 22	Budget 23	Budget 24	Inc(Dec)	% chg
Wastewater	93,300,531	78,759,600	131,500,000	141,649,169	10,149,169	7.72%
Solid Waste	4,799,867	3,877,183	4,971,000	4,979,000	8,000	0.16%
Stormwater Management Fund	21,410,154	16,420,025	35,027,920	36,913,281	1,885,361	5.38%
*Tenn Valley Regional Comm	964,721	1,645,251	1,752,928	1,894,459	141,531	8.07%
Total Enterprise Funds	120,475,273	100,702,059	173,251,848	185,435,909	72,549,789	72.04%

*Planned increase in reserves

Expenses

Wastewater Fund

Expenses for the Wastewater reflect major cost areas: personnel costs, chemical costs for liquid and solid handling, maintenance costs, electricity costs, pump stations, combined sewer overflow facilities and depreciation. Major capital expenses needed for the Moccasin Bend Environmental Campus (MBEC), such as vehicle replacement, pump replacement, and major system repairs occur here. In FY24, the operations and maintenance budget stands at \$71,752,668, a 12.6% increase from FY 2023.

Additionally, the debt service portion of the proposed budget for FY24 decreased 4.34% from FY23. This change is due to the varying interest and principal payments on bonded debt and/or capital outlay notes required from one fiscal year to the next. The appropriation of capital is \$53,850,000 in FY24. The Sewer System has two hundred seventeen (217) positions for FY 2024, which is the same as the previous year.

Solid Waste Fund

Expenses in the Solidwaste Fund include:

- Recycle Center
- Waste Disposal - Landfill
- Compost Waste Center
- Debt Service
- Capital Projects

Major expenses of this fund are personnel, services, vehicle, and debt related costs. In FY24, there was slight increase in budget of \$8,000 or 0.2%. This is mainly in the Composte Recycling Center and Household Hazardous Waste.

Since 2017, the Compost Waste Center contracts out the disposal of wood waste and chips to decrease personnel related costs within City Wide Services.

This fund has sixteen (17) full-time positions.

Stormwater Management Fund

As this is an Enterprise Fund, its major revenue is derived from the Stormwater Fee. Expenses in the Stormwater Management Fund include:

- Personnel
- Operations
- Debt Service
- Capital Projects

Due to requirements from the Tennessee Department of Environment and Conservation to obtain a National Pollutant Discharge Elimination System (NPDES) Phase I permit, the City is required to implement new programs to improve the quality of storm water entering the system. Currently, Stormwater has one-hundred-sixty-three (163) funded positions, a reduction of 1 position from the previous year.

FY2024 saw an increase (33.2%) within Stormwater Green Infrastructure Maintenance of over \$285K from FY 2023 as this program continues to expand. There was also an increase (12.28%) in the Capital Improvements budget for Stormwater. This is an increase of \$1.2M from the previous year.

Tennessee Valley Regional Communication Fund

The Fund is for the Operations, Management, & Maintenance of the Regional Communications System. The TVRCS is a jointly funded Inter-operable Public Safety communications system made up of Partners from the City of Chattanooga, thirteen (13) Counties in Tennessee & Georgia, & the State of Tennessee. The governance of the system is handled by an Advisory Committee composed of a member from each of the Partners. Expenses for FY24 are estimated to be \$1,894,459 without a rate increase.

Currently there are nine (9) positions within the TVRC Fund.

Enterprise Funds Revenue Fund Summar	Actual 21	Actual 22	Budget 23	Budget 24	Inc(Dec)	% chg	% of total
Wastewater (Fund 6010):							
Sewer Service Charges	80,654,675	86,276,832	85,123,773	93,263,453	8,139,680	9.56%	50.29%
Sewer Surcharges (Industrial)	2,577,844	2,132,432	2,650,000	2,650,000	-	0.00%	1.43%
Septic Tank Charges	605,656	692,395	527,898	790,284	262,386	49.70%	0.43%
Wheelage & Treatment:							
<i>Hamilton County, TN</i>	3,215,853	2,979,404	3,393,092	3,487,269	94,177	2.78%	1.88%
<i>Lookout Mountain, TN</i>	364,513	227,490	370,735	231,349	(139,386)	-37.60%	0.12%
<i>Lookout Mountain, GA</i>	115,538	108,496	138,755	147,893	9,138	6.59%	0.08%
<i>Walker County, GA</i>	2,008,694	2,196,774	2,160,975	2,077,546	(83,429)	-3.86%	1.12%
<i>Collegedale, TN</i>	991,031	1,140,920	1,115,737	1,492,107	376,370	33.73%	0.80%
<i>Soddy-Daisy, TN</i>	648,588	811,127	738,615	533,621	(204,994)	-27.75%	0.29%
<i>East Ridge, TN</i>	3,759,154	3,816,570	3,457,042	3,555,708	98,666	2.85%	1.92%
<i>Windstone</i>	67,008	69,884	76,252	82,728	6,476	8.49%	0.04%
<i>Rossville, GA</i>	977,070	1,054,749	1,212,114	895,508	(316,606)	-26.12%	0.48%
<i>Red Bank, TN</i>	1,681,221	1,689,855	1,539,279	1,297,757	(241,522)	-15.69%	0.70%
<i>Northwest Georgia</i>	2,575,448	2,831,212	2,847,416	2,606,404	(241,012)	-8.46%	1.41%
<i>Ringgold, GA</i>	887,327	901,376	931,950	987,171	55,221	5.93%	0.53%
<i>Dade County, GA</i>	27,601	28,056	29,270	29,959	689	2.35%	0.02%
Industrial Fees	184,068	208,405	75,000	100,000	25,000	33.33%	0.05%
Garbage Grinder Fees	154,221	101,970	109,457	116,418	6,961	6.36%	0.06%
Miscellaneous Revenue	142,116	61,796	2,640	2,640	-	0.00%	0.00%
Bad Debt Expense	(671,594)	717,107	-	-	-	0.00%	0.00%
Interest Earnings	1,432,407	11,357	500,000	500,000	-	0.00%	0.27%
Fund Balance for Capital	-	-	24,500,000	26,801,354	2,301,354	9.39%	14.45%
Total Wastewater	102,398,439	108,058,206	131,500,000	141,649,169	10,149,169	7.7%	75.9%
Solid Waste (Fund 6020):							
Landfill Tipping Fees	391,263	726,588	400,000	500,000	100,000	25.00%	0.23%
City of Chattanooga Tipping Fees	4,073,000	4,429,000	4,429,000	4,429,000	-	0.00%	2.56%
Misc Revenues	110,242	370,261	142,000	50,000	(92,000)	-64.79%	0.08%
Total Solid Waste	4,574,507	5,525,851	4,971,000	4,979,000	8,000	0.2%	2.9%
Stormwater Management (Fund 6030):							
Stormwater Fee	28,253,092	31,160,448	31,492,800	32,000,000	507,200	1.61%	18.17%
Stormwater Permits	490,535	521,167	400,120	450,000	49,880	12.47%	0.23%
Bad Debt Expense	579,146	(2,727,328)	-	-	-	0.00%	0.00%
Misc Revenue	252,683	186,969	-	-	-	0.00%	0.00%
Fund Balance for Capital	-	-	3,135,000	4,463,281	1,328,281	0.00%	1.81%
Total Stormwater	29,575,456	29,141,256	35,027,920	36,913,281	1,885,361	5.4%	20.2%
Tenn Valley Regional Communications (Fund 6070)							
Federal Operations Funds	33,847	33,079	35,965	45,493	9,528	26.49%	0.02%
State Operations Funds	34,476	34,373	40,522	32,321	(8,201)	-20.24%	0.02%
Replacement	15,280	-	60,000	60,000	-	100.00%	0.03%
Other Intergovernmental Operation	1,391,969	1,456,327	1,142,545	1,458,285	315,740	27.63%	0.66%
Outside Maintenance Fee	53,128	52,454	57,888	58,491	603	1.04%	0.03%
Mobile Communications Services	1,743	-	222,869	222,869	-	0.00%	0.13%
Master Site Buy-In Capital Replace	963,229	281,575	253,139	-	(253,139)	-100.00%	0.15%
Miscellaneous Revenue	25,039	38,934	-	17,000	17,000	0.00%	0.00%
Total TVRC	2,518,711	1,896,742	1,812,928	1,894,459	81,531	4.5%	1.0%
Grand Totals:	139,067,113	144,622,055	173,311,848	185,435,909	12,124,061	7.0%	100.0%

Enterprise Funds Expenditure Fund Summary	Actual 21	Actual 22	Budget 23	Budget 24	Inc(Dec)	% chg	% of total
Wastewater (Fund 6010):							
Operations & Maintenance							
Administration	6,026,505	5,720,095	6,839,793	8,290,897	1,451,104	21.22%	4.47%
Laboratory	796,056	881,303	1,188,380	1,533,645	345,265	29.05%	0.83%
Engineering	962,803	1,187,641	2,569,079	3,122,493	553,414	21.54%	1.68%
Plant Maintenance	10,297,586	10,443,414	12,437,943	13,287,414	849,471	6.83%	7.17%
Sewer Maintenance	5,146,415	4,129,170	9,441,775	10,157,526	715,751	7.58%	5.48%
Moccasin Bend - Liquid Handling	9,142,114	8,104,358	13,747,233	14,832,307	1,085,074	7.89%	8.00%
Inflow & Infiltration	1,903,250	2,002,445	2,534,665	4,169,503	1,634,838	64.50%	2.25%
Safety & Training	108,826	149,657	417,307	429,970	12,663	3.03%	0.23%
Pretreatment/Monitoring	646,963	615,968	901,314	1,377,369	476,055	52.82%	0.74%
Moccasin Bend - Solid Handling	3,226,668	3,766,310	3,315,010	3,816,941	501,931	15.14%	2.06%
Landfill Handling	2,451,885	2,597,827	2,000,000	2,100,000	100,000	5.00%	1.13%
Pump Station Operations	1,002,714	1,200,581	2,061,307	2,360,674	299,367	14.52%	1.27%
ISS Contingency	-	128,223	2,040,405	2,055,209	14,804	0.73%	1.11%
Inventory Moc Bend	996,071	695,377	-	-	-	-	0.00%
Combined Sewer Overflow	176,859	142,144	332,700	199,400	(133,300)	-40.07%	0.11%
Equalization Station	62,263	42,458	-	100,000	100,000	N/A	0.05%
Subtotal O & M	42,946,978	41,806,973	59,826,911	67,833,348	8,006,437	13.4%	36.6%
Pumping Stations							
19th Street	46,512	48,932	102,900	75,900	(27,000)	-26.24%	0.04%
23rd Street	254,972	484,947	231,100	172,850	(58,250)	-25.21%	0.09%
Big Ridge 1 - 5	75,589	113,582	249,600	139,100	(110,500)	-44.27%	0.08%
Brainerd	20,191	19,813	47,000	36,250	(10,750)	-22.87%	0.02%
Citico	401,877	375,455	589,400	404,400	(185,000)	-31.39%	0.22%
Dupont Parkway	28,306	27,152	73,150	69,650	(3,500)	-4.78%	0.04%
East Brainerd	54,001	59,398	109,000	73,000	(36,000)	-33.03%	0.04%
Enterprise South	11,633	11,502	18,750	17,750	(1,000)	-5.33%	0.01%
Friar Branch	170,961	175,155	280,400	185,400	(95,000)	-33.88%	0.10%
Highland Park	37,386	29,511	53,100	41,100	(12,000)	-22.60%	0.02%
Hixson 1,2,3,& 4	152,671	139,766	293,450	135,050	(158,400)	-53.98%	0.07%
Latta Street	9,157	7,816	24,250	13,250	(11,000)	-45.36%	0.01%
Mountain Creek	64,412	210,566	38,050	26,050	(12,000)	-31.54%	0.01%
Murray Hills	17,271	17,664	58,850	35,850	(23,000)	-39.08%	0.02%
North Chattanooga	18,941	16,503	51,150	40,150	(11,000)	-21.51%	0.02%
Northwest Georgia	62,754	67,662	107,100	89,600	(17,500)	-16.34%	0.05%
Odor Control Pump Stations	639,963	918,114	1,500,000	1,580,000	80,000	5.33%	0.85%
Ooltewah-Collegedale	7,433	6,726	25,950	15,450	(10,500)	-40.46%	0.01%
Orchard Knob	29,611	30,925	38,250	37,250	(1,000)	-2.61%	0.02%
Regional Metering Stations	-	-	9,600	9,100	(500)	-5.21%	0.00%
Residential Pump Stations	-	-	10,000	-	(10,000)	-100.00%	0.00%
Ringgold Pump Station	15,049	5,257	57,500	26,000	(31,500)	-54.78%	0.01%
River Park	-	-	2,800	2,800	-	0.00%	0.00%
South Chattanooga	68,046	4,648	16,420	11,420	(5,000)	-30.45%	0.01%
South Chickamauga Creek	481,030	476,806	697,600	502,600	(195,000)	-27.95%	0.27%
Tiftonia 1&2	65,585	68,106	157,100	117,100	(40,000)	-25.46%	0.06%
VAAP	46,503	45,836	53,300	61,800	8,500	15.95%	0.03%
Warner Parks #1	-	-	2,500	-	(2,500)	-100.00%	0.00%
Winterview	417	467	450	450	-	0.00%	0.00%
Subtotal Pumping Stations	2,780,271	3,362,309	4,898,720	3,919,320	(979,400)	-19.99%	2.1%
Debt Service & Reserve							
Principal	8,237,261	9,665,982	13,171,829	12,787,049	(384,780)	-2.92%	6.90%
Interest	2,768,758	3,020,122	3,428,880	3,074,044	(354,836)	-10.35%	1.66%
Reserve Coverage / Other	117,264	198,662	173,660	185,408	11,748	6.76%	0.10%
	11,123,283	12,884,767	16,774,369	16,046,501	(727,868)	-4.34%	8.7%
Appropriation to Capital	36,450,000	20,705,553	50,000,000	53,850,000	3,850,000	7.7%	29.0%
Total Wastewater	93,300,531	78,759,600	131,500,000	141,649,169	10,149,170	7.7%	76.4%

Enterprise Funds Expenditure Fund Summary	Actual 21	Actual 22	Budget 23	Budget 24	Inc(Dec)	% chg	% of total
Solid Waste (Fund 6020):							
Recycle	991,963	1,008,998	988,984	991,297	2,313	0.23%	0.53%
Capital Improvements	100,493	106,099	-	-	-		0.00%
Waste Disposal - Landfill	2,217,704	1,262,913	2,527,848	2,525,170	(2,678)	-0.11%	1.36%
Compost Waste Recycle	635,523	595,024	635,000	644,507	9,507	1.50%	0.35%
Household Hazardous Waste	71,733	131,419	94,556	99,082	4,526	4.79%	0.05%
Landfill Closure & Post Closure	1,362	7,735	-	-	-	N/A	0.00%
Debt Service	781,089	764,994	724,612	718,944	(5,668)	-0.78%	0.39%
Total Solid Waste	4,799,867	3,877,183	4,971,000	4,979,000	8,000	0.2%	2.7%
Stormwater Management (Fund 6030):							
Stormwater Management	3,737,503	4,471,409	6,989,570	7,387,329	397,759	5.69%	3.98%
Stormwater Operations	6,637,734	7,279,051	10,660,139	10,599,012	(61,127)	-0.57%	5.72%
Stormwater Site Development	1,011,491	1,128,031	1,467,353	1,543,086	75,733	5.16%	0.83%
Stormwater Engineering	1,441,462	1,403,999	2,785,587	2,846,653	61,066	2.19%	1.54%
Stormwater Public Education	137,260	123,130	469,989	440,504	(29,485)	-6.27%	0.24%
Renewal & Replacement	9,741	16,756	101,000	101,000	-	0.00%	0.05%
Levee & Storm Stations	49,835	164,955	90,350	94,350	4,000	4.43%	0.05%
Capital Improvement	6,480,593	-	9,835,000	11,042,500	1,207,500	12.28%	5.95%
Stormwater Green Infrastructure Maint.	21,568	-	858,857	1,144,025	285,168	33.20%	0.62%
Debt Service & Reserve	1,882,967	1,832,694	1,770,074	1,714,821	(55,253)	-3.12%	0.92%
Total Stormwater	21,410,154	16,420,025	35,027,920	36,913,281	1,885,361	5.38%	19.91%
Tenn Valley Regional Communications (Fund 6070)							
Operations	964,721	1,645,251	1,752,928	1,894,459	141,531	8.07%	1.02%
Total TVRC	964,721	1,645,251	1,752,928	1,894,459	141,531	8.07%	1.02%
Grand Totals:	120,475,273	100,702,059	173,251,848	185,435,909	72,549,789	41.88%	100.00%



Internal Service Funds

Fiscal Year Ending June 30, 2024

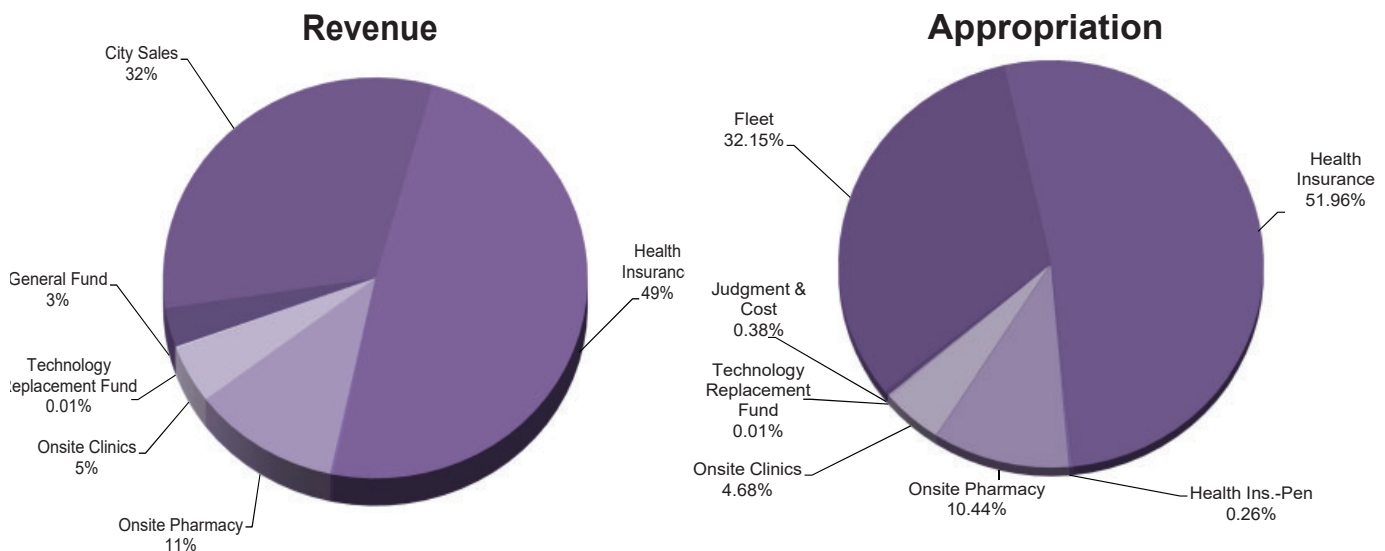
Fund Structure

Internal Service Funds are used to provide goods or services to other governmental operating units such as departments, bureaus, and agencies. The cost associated with providing these goods or services is usually recovered from those governmental units that receive benefits. The budgetary basis of accounting for these funds is the full accrual method with economic resources measurement focus, much like that of a private-sector business. Revenues are recognized as soon as they are earned and expenses are recognized as soon as a liability is incurred, regardless of the timing of related cash inflows and outflows. Funds are reported on GAAP basis in Annual Comprehensive Financial Report. For fiscal year ending June 30, 2023 the budgeted and unaudited revenue and expenses are in the table below. The FY 2024 Budget for revenues and expenses is provided in the graphs below:

FY 23 Results	Budget	Unaudited	
	Rev & Exp	Actual Rev	Actual Exp
Municipal Service Station	3,740,000	5,180,452	4,779,311
Municipal Garage	8,995,677	9,788,542	10,149,631
Fleet Leasing Operations	2,400,000	2,357,677	2,928,610
Fleet Leasing Capital	4,500,000	11,888,394	8,083,314
Liability Insurance	2,500,000	1,400,000	950,470
Health & Wellness Fund	50,835,425	51,490,234	44,682,262
Technology Replacement Fund	650,000	650,000	1,050,770
Total Internal Service Fund	73,621,102	82,755,298	72,624,369

FY2024 Revenue & Appropriation

\$81,209,286



Internal Services Funds					Budget	
Revenue Summary	Actual 21	Actual 22	Budget 23	Budget 24	Inc(Dec)	% chg
Municipal Service Station	2,014,816	3,606,579	3,740,000	4,994,117	1,254,117	33.5%
Municipal Garage	7,421,692	7,795,984	8,995,677	8,847,000	(148,677)	-1.7%
Fleet Leasing Operations	1,795,008	2,157,883	2,400,000	2,400,000	-	0.0%
Fleet Leasing Capital	6,166,852	11,477,751	9,000,000	9,000,000	-	0.0%
Liability Insurance	2,400,000	1,000,000	2,500,000	3,000,000	500,000	20.0%
Health & Wellness Fund	44,411,143	47,946,107	51,032,939	52,868,169	1,835,230	3.6%
Technology Replacement Fund	999,604	714,825	650,000	100,000	(550,000)	-84.6%
Total Internal Services	65,209,114	74,699,129	78,318,616	81,209,286	2,890,670	3.7%

Municipal Fleet Services Fund accounts for revenues and expenditures associated with the operation of the City's garage, service station, and fleet leasing services. The cost for these services are paid by the departments and agencies of City government and charges to external agencies.

Liability Insurance Fund accounts for the City's self-insurance programs for claims and losses due to liabilities arising under the laws of State and Federal governments. The costs for these programs are funded through premiums paid by the departments and agencies of City government.

Health & Wellness Fund accounts for the health insurance, onsite clinic, and wellness program benefits for current employees and certain retirees. The costs are funded by employee and department/agency premiums as well as retiree cost through the Other Post Employment Benefit Trust Fund.

Technology Replacement Fund accounts for the Department of Technology Services annual replacement priorities established for citywide employees.

Revenues

Municipal Fleet Services Fund

- **Service Station and Garages** Revenues to operate, maintain, and finance the Fleet Services are derived primarily from sales of fuel, parts, labor, and leased vehicles to City Departments and other municipalities and agencies. The estimated garage collections are budgeted to increase in FY24. Users will pay a \$120.00 per hour charge for garage services for vehicles that are not part of the lease program. For budgeting or planning purposes during FY24, a 35% premium is applied to parts billed to departments. Gasoline and diesel fuel will be billed to departments with an approximate 10% premium applied to cost.
- **Fleet Leasing Program** Started in FY2007 and was designed to replace the entire fleet over a period of six years, the program is expected to both provide the capital for vehicle replacement going forward and reduce maintenance costs with the progressive replacement of the oldest vehicles in the city fleet with new vehicles. In FY14, in order to relieve some expenses to the departments, the capital replacement component of the lease rate was suspended temporarily. The capital replacement component of the lease rate was restored in FY15. In FY24, Fleet Leasing will see a temporary 50% reduction in payments to the Capital Replacement Fund.

Liability Insurance Fund Revenues to operate this fund are primarily premium payments from the General Fund. Revenue and expenses have fluctuated over the past four years. The premium requirement from General Fund fluctuates from fiscal year to fiscal year depending on the outstanding liabilities and potential outcomes based on the opinion and advice of the counsel.

Health & Wellness Fund Revenues are generated from health insurance premiums charged to employees, retirees, departments, agencies, and from charges to departments and agencies for the onsite medical clinics and wellness initiatives. The City currently operates a consolidated facility which houses a clinic, an employee fitness facility, and a pharmacy located at 612 East 11th Street.

Technology Replacement Fund Revenues/Funding to operate are generated through a direct appropriation from the General Fund.

Internal Services Funds Expenditure Summary	Actual 21	Actual 22	Budget 23	Budget 24	Budget Inc(Dec)	% chg
Municipal Service Station	2,082,838	3,455,030	4,277,536	5,035,337	757,801	17.7%
Municipal Garage	7,464,369	7,893,726	9,682,812	9,749,650	66,838	0.7%
Fleet Leasing Operations	1,078,576	1,453,464	1,038,612	1,456,130	417,518	40.2%
Fleet Leasing Capital	7,720,025	11,250,220	8,733,360	9,000,000	266,640	3.1%
Liability Insurance	2,183,585	1,591,413	2,500,000	3,000,000	500,000	20.0%
Health & Wellness Fund	47,032,076	51,328,118	50,835,425	51,638,150	802,725	1.6%
Technology Replacement Fund	597,205	714,825	650,000	100,000	(550,000)	-84.6%
Total Internal Services	68,158,675	77,686,796	77,717,745	79,979,267	2,261,522	2.9%

Expenses

Municipal Fleet Services Fund Disbursements for these funds are primarily for personnel, fuel, inventory supplies, vehicle purchases, vehicle repair, and maintenance. The City continues to purchase more fuel efficient vehicles in an effort to minimize costs. FY23 projects an increase in expenses over FY22 budget for the Service Station. Fiscal year 2023 is approximately \$850,000 above the prior year budget. As more vehicles are added to the Fleet Leasing program, Leasing Operations cost may continue to decrease. Due to rising supply costs for automotive items seen in recent months, the Garage operations budget increased 19%, a real dollar amount of approximately \$1,200,000.

Liability Insurance Fund Expenses fluctuate from year to year depending on advice of attorney counsel as a result of claims made against the City.

Health & Wellness Fund Expenses are primarily for employee and retiree health insurance claims and the cost of operating the onsite clinic and wellness program. The City also invests in stop loss insurance so as to mitigate the financial impact of unusually large medical claims.

Technology Replacement Fund Items included in these replacement costs includes, but is not limited to: laptops, desktops, technology peripherals, such as keyboard, mouse, docking station, as well as software purchases, both new and existing.

Internal Service Fund Revenue Summary	Actual 21	Actual 22	Budget 23	Budget 24	Budget Inc(Dec)	% chg	% of total Budget
Municipal Service Station (Fund 6501):							
Amnicola & 12th Street Service Stations:							
Fleet Fuel-City Sales	1,996,955	3,582,041	3,700,000	4,994,117	1,294,117	34.98%	6.15%
Fleet Fuel-Outside Sales	17,861	24,538	40,000	-	(40,000)	-100.00%	0.00%
State Operations Funds COVID-19	-	-	-	-	-	0.00%	0.00%
Miscellaneous Revenue	-	-	-	-	-	0.00%	0.00%
Total Municipal Service Station	\$ 2,014,816	\$ 3,606,579	\$ 3,740,000	\$ 4,994,117	\$ 1,254,117	33.53%	6.15%
Municipal Garage (Fund 6502):							
Amnicola & 12th/Park Garages:							
Fleet - Sale of Parts	3,414,997	3,429,303	4,427,000	4,427,000	-	0.00%	5.45%
Outside Sale of Parts	223,637	499,106	400,000	400,000	-	0.00%	0.49%
Sales - Labor	3,577,781	3,636,464	3,874,637	3,720,000	(154,637)	-3.99%	4.58%
Outside Sales - Labor	142,051	231,111	294,040	300,000	5,960	2.03%	0.37%
State Operations Funds COVID-19	-	-	-	-	-	0.00%	0.00%
Miscellaneous Revenue	63,225	-	-	-	-	0.00%	0.00%
Total Municipal Garage	\$ 7,421,692	\$ 7,795,984	\$ 8,995,677	\$ 8,847,000	\$ (148,677)	-1.65%	10.89%
Fleet Leasing Operations(Fund 6503)							
Fleet Leased Vehicles	1,795,008	2,157,883	2,400,000	2,400,000	-	0.00%	3.06%
Fleet Mileage Surcharge	-	-	-	-	-	0.00%	0.00%
Total Fleet Leasing Operations	\$ 1,795,008	\$ 2,157,883	\$ 2,400,000	\$ 2,400,000	\$ -	0.00%	2.96%
Fleet Leasing Capital(Fund 6504-6505)							
Damage Settlements	65,593	44,802	70,000	70,000	-	0.00%	0.09%
Sale of Surplus Equip/Scrap	49,412	9,140	10,000	10,000	-	0.00%	0.01%
Vehicle Replacement Reserve	3,268,597	6,695,996	4,420,000	4,420,000	-	0.00%	5.64%
Fleet Mileage Surcharge	-	-	-	-	-	0.00%	0.00%
Sale of Equipment	63,225	227,813	-	-	-	0.00%	0.00%
Use of Fund Balance	2,720,025	4,500,000	4,500,000	4,500,000	-	0.00%	5.75%
Total Fleet Leasing Capital	\$ 6,166,852	\$ 11,477,751	\$ 9,000,000	\$ 9,000,000	\$ -	0.00%	11.49%
Total Fleet Services	\$ 17,398,367	\$ 25,038,197	\$ 24,135,677	\$ 25,241,117	\$ 1,105,440	4.58%	31.08%
Liability Insurance Fund (6511)							
Use of Fund Balance	-	-	1,100,000	-	(1,100,000)	-100.00%	1.40%
General Fund Transfer-1100	2,400,000	1,000,000	1,400,000	3,000,000	1,600,000	114.29%	1.79%
Total Liability Insurance	\$ 2,400,000	\$ 1,000,000	\$ 2,500,000	\$ 3,000,000	\$ 500,000	20.00%	3.69%
Health & Wellness Fund (6521-6526)							
Dept Prem Empl/Ret Healthcare	25,527,587	27,537,818	29,823,000	30,381,251	558,251	1.87%	38.08%
Dept Prem Pensioners	198,670	206,149	258,081	200,421	(57,660)	-22.34%	0.33%
Dept Prem On Site Clinic & Wellness	2,624,626	3,587,429	3,582,168	3,673,954	91,786	2.56%	4.57%
On Site Pharmacy Co Pay & OTC sales	7,475,970	8,004,842	7,833,000	8,197,151	364,151	4.65%	10.00%
Medicare Advantage	3,345,354	2,521,185	6,735,432	2,899,390	(3,836,042)	-56.95%	8.60%
Ret Healthcare	5,238,936	6,088,683	2,801,258	7,516,002	4,714,744	168.31%	3.58%
Use of Fund Balance	-	-	-	-	-	0.00%	0.00%
Total Health & Wellness	\$ 44,411,143	\$ 47,946,107	\$ 51,032,939	\$ 52,868,169	\$ 1,835,230	3.60%	65.10%
Technology Replacement Fund (6531)							
Technology Shared Cost	999,604	714,825	650,000	100,000	(550,000)	-84.62%	0.83%
Total Technology Replacement Fund	\$ 999,604	\$ 714,825	\$ 650,000	\$ 100,000	\$ (550,000)	-84.62%	0.12%
Grand Total:	\$ 65,209,114	\$ 74,699,129	\$ 78,318,616	\$ 81,209,286	\$ 2,890,670	3.69%	100.00%

Internal Service Fund Expenditure Summary	Actual 21	Actual 22	Budget 23	Budget 24	Budget Inc(Dec)	% chg	% of total budget
Municipal Service Station (Fund 6501):							
Amnicola & 12th Street Service Stations							
Salaries & Wages	60,817	74,848	74,672	60,262	(14,410)	-19.30%	0.08%
Fringes	36,031	41,441	43,601	36,729	(6,872)	-15.76%	0.05%
Purchased Services	3,139	3,074	142,119	193,405	51,286	36.09%	0.24%
Materials & Supplies	437	502	6,779	7,200	421	6.21%	0.01%
Vehicle Operating Expenses	1,425	8,887	8,419	8,740	321	3.81%	0.01%
Insurance, Claims, Damages	115	185	-	-	-	0.00%	0.00%
Inventory Supplies	1,866,552	3,224,342	3,878,256	4,605,311	727,055	18.75%	5.76%
Capital Outlay	12,946	1,295	20,000	20,000	-	0.00%	0.03%
Gov'tl Charges, Taxes, Fees, Misc.	101,377	100,456	103,690	103,690	-	0.00%	0.13%
Total Amnicola & 12 Street Service Station	2,082,838	3,455,030	4,277,536	5,035,337	757,801	21.93%	6.30%
Total Municipal Service Stations	\$ 2,082,838	\$ 3,455,030	\$ 4,277,536	\$ 5,035,337	\$ 757,801	21.93%	6.30%
Municipal Garage (Fund 6502):							
Amnicola & 12th/Park Garages-Repair & Maint.							
Salaries & Wages	1,754,050	1,884,906	2,261,860	2,814,091	552,231	24.41%	3.52%
Fringes	1,043,981	1,048,257	1,231,383	1,812,749	581,366	47.21%	2.27%
Purchased Services	485,556	395,124	463,372	434,723	(28,649)	-6.18%	0.54%
Materials & Supplies	83,840	136,076	161,916	134,910	(27,006)	-16.68%	0.17%
Travel	-	-	3,274	4,105	831	25.38%	0.01%
Vehicle Operation Expenses	643,099	1,229,019	1,338,983	984,704	(354,279)	-26.46%	1.23%
Insurance, Claim, Damages	11,118	8,391	1,000	1,000	-	0.00%	0.00%
Inventory Supplies	2,533,971	2,386,776	3,388,443	2,734,088	(654,355)	-19.31%	3.42%
Capital Assets	-	-	-	-	-	0.00%	0.00%
Capital Outlay	4,297	11,246	15,201	11,900	(3,301)	0.00%	0.01%
Gov'tl Charges, Taxes, Fees, Misc.	904,457	793,931	817,380	817,380	-	0.00%	1.02%
	7,464,369	7,893,726	9,682,812	9,749,650	1,789,086	22.66%	12.46%
Total Municipal Garages	\$ 7,464,369	\$ 7,893,726	\$ 9,682,812	\$ 9,749,650	\$ 1,789,086	22.66%	12.46%
Fleet Leasing Operations(Fund 6503)							
Vehicle Operating Expenses	1,078,576	1,453,464	1,038,612	1,456,130	417,518	28.73%	1.82%
Total Fleet Leasing Operations Program	\$ 1,078,576	\$ 1,453,464	\$ 1,038,612	\$ 1,456,130	\$ (414,852)	-28.54%	1.82%
Fleet Leasing Capital(Fund 6504-6505)							
Capital Outlay	2,720,025	6,750,220	4,233,360	4,500,000	266,640	3.95%	5.63%
Fund Balance Reserve	5,000,000	4,500,000	4,500,000	4,500,000	-	0.00%	5.63%
Total Fleet Leasing Capital Program	\$ 7,720,025	\$ 11,250,220	\$ 8,733,360	\$ 9,000,000	\$ (2,516,860)	-22.37%	11.25%
Total Fleet Services	\$ 18,345,808	\$ 24,052,440	\$ 23,732,320	\$ 25,241,117	\$ (320,120)	-1.33%	31.56%
Liability Insurance (Fund 6511)							
Special Council & Claims	2,183,585	1,591,413	2,500,000	3,000,000	500,000	31.42%	3.75%
Total Liability Insurance	\$ 2,183,585	\$ 1,591,413	\$ 2,500,000	\$ 3,000,000	\$ 908,587	57.09%	3.75%
Health & Wellness (Fund 6521-6526)							
Employee/Retiree Healthcare	25,185,477	28,699,811	27,322,865	26,089,430	(1,233,435)	-4.51%	32.62%
Pensioners	232,549	255,627	246,009	200,421	(45,588)	-18.53%	0.25%
On Site Clinic & Wellness	3,095,778	3,458,523	3,464,263	3,673,954	209,691	6.05%	4.59%
On Site Pharmacy	8,258,156	8,180,800	8,300,200	8,967,636	667,436	8.04%	11.21%
Medicare Advantage	3,345,354	3,024,258	2,801,258	2,899,390	98,132	3.50%	3.63%
Retiree Healthcare	6,914,762	7,709,098	8,700,830	9,807,319	1,106,489	12.72%	12.26%
Total Health & Wellness	\$ 47,032,076	\$ 51,328,118	\$ 50,835,425	\$ 51,638,150	\$ (492,693)	-0.96%	64.56%
Technology Replacement Fund (6531)							
Computer Equipment over 5000	-	-	-	-	-	N/A	0.00%
Computer Equipment under 5000	504,851	-	-	-	-	N/A	0.00%
IT Maintenance - Licensing	84,441	-	-	-	-	N/A	0.00%
Technology Accessories & Supplies	2,632	-	-	-	-	N/A	0.00%
Capital Outlay	-	714,825	650,000	100,000	(550,000)	-84.62%	0.84%
Indirect Costs	5,282	-	-	-	-	N/A	0.00%
Total Technology Replacement Fund	\$ 597,205	\$ 714,825	\$ 650,000	\$ 100,000	\$ (550,000)	-9.07%	0.84%
Grand Total:	\$ 68,158,675	\$ 77,686,796	\$ 77,717,745	\$ 79,979,267	\$ 2,261,522	2.91%	100.00%



General Government



www.chattanooga.gov

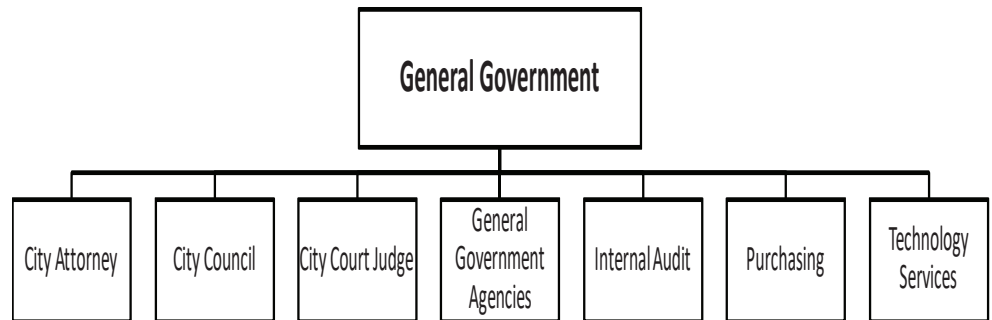
Mission:

To administer the executive, legislative, legal and judicial affairs for the City of Chattanooga.

Description:

The General Government budget provides for legal and legislative functions of government that pertain to the general day to day operations of the City of Chattanooga, as well as appropriations for agencies and nonprofit organizations or other special funds to which the City contributes funding.

- The City Council and the City Court Judge represent the elected officials of the City and their respective operations.
- The City Attorney represents the City in all legal matters, on behalf of the City, as well as providing legal advice to the governing body and other departments where appropriate.
- Internal Audit maintains a comprehensive program of auditing as an overall control measure and as a service to the City. It also serves as a deterrent to fraud, waste, and abuse.
- Technology Services provides, maintains, and innovates, the information and telecommunications systems across the City.
- Purchasing provides support to every department, division, and function of City government. Services include procuring all supplies, equipment, materials, and services required for City operations.



Goals and Objectives:

City Council: Develop prudent and applicable laws to further economic development, enhance educational opportunities and to respond to citizens requests as deemed prudent and necessary.

1. 100% consideration of all citizens requests and concerns which pertain to legislative matters.
2. Council minutes to be made available to any concerned party within 2 workdays after completion of a Council meeting.
3. Adopt a budget to operate within budget guidelines and parameters set forth within the budget ordinance.

City Judge: Enforce all laws pertaining to City ordinances and to support the city in legal disputes in which the city is involved.

1. Hear 100% of cases reported to be in violation of any city ordinance and applicable traffic violations and administer justice in a fair, impartial, and timely manner.

City Attorney: To deliver quality, expert legal services and creative solutions to the City of Chattanooga.

1. Represent the City in all legal matters, including litigation, assisting in transactions and procurement, and providing legal advice to the governing body and departments.
2. Reduce the number of legal claims against the city and handle all Open Records requests timely by all citizens of the State of Tennessee as required by law.
3. Provide prompt responses on contract requests and resolutions for Council approval by all City Departments.
4. Aid City management in achieving goals without undue risk.

Internal Audit: To provide an independent appraisal function within the City and to assist members of the management team, as well as those charged with governance, in the effective discharge of their responsibilities.

1. Make recommendations that will enhance the efficiency and effectiveness of service delivery, reduce cost where appropriate, and ensure compliance with applicable standards and guidelines.
2. Aid City management in achieving goals without undue risk.
3. Identify high risk areas for audit or review and manage the City's Hotline.
4. Plan and conduct audits, projects and investigations in an independent and objective manner.
5. Conduct an annual survey of Citizen's level of satisfaction with City government.

Goals and Objectives cont'd

Technology Services: To be the catalyst for technological change and innovation through shared and integrated information systems.

1. Increase overall partner satisfaction with Information Technology.
2. Increase Technology Services Operational Excellence
3. Increase technology standardization and reuse.
4. Increase the City's technological maturity and sustainability.

Purchasing: Procure the best quality products and services available for our customers in an economical, efficient, ethical, and environmentally responsible manner.

1. Improve the efficiency and quality of the purchasing process
2. Standardize, measure, evaluate, and innovate operations to improve the purchasing process.

Performance Measures	Actual FY22	Goal FY23	Actual FY23	Goal FY24
Purchasing - Time to PO (Days)	5	4	4.88	<7
Purchasing - Increase competitive MWOBE spend to 3% of Total Spend	5.20%	7%	6.70%	8%
DTS - SLA Targets met	94%	94%	94.30%	94%
DTS - Percent System Uptime	N/A	N/A	99.96%	99.99%
DTS - Customer Satisfaction	N/A	N/A	97.89%	94.00%
City Attorney - Number of Days to Respond to Records Request	3	<6	5	<7



The Honorable Judge Sherry Paty

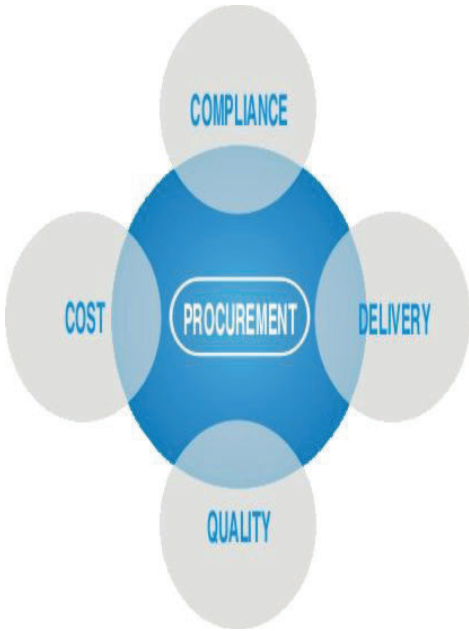


Audit Committee Members (left to right): David DiStefano, James Harris, Amie Haun, David Queen, Henry Hoss



General Government

www.chattanooga.gov



Department Summary

	Actual FY20/21	Actual FY21/22	Budget FY22/23	Budget FY23/24
City Council Office	\$ 831,784	\$ 726,998	\$ 921,139	\$ 931,179
City Court Judges	1,073,479	1,063,634	716,984	636,140
City Attorney	1,709,716	1,772,037	2,024,043	1,979,240
Supported Agencies**	23,862,297	23,003,332	19,093,870	19,274,664
Debt Service	20,292,489	19,924,060	19,878,455	19,975,645
Liability Insurance Fund	400,000	1,000,000	1,400,000	3,000,000
311 Call Center	684,576	-	-	-
Internal Audit	721,088	771,828	812,332	862,154
Information Technology	8,231,525	14,138,560	16,447,433	19,432,147
Purchasing	960,084	708,991	1,465,914	1,282,456
Transfer to Capital Projects	3,500,000	13,225,000	35,500,000	12,500,000
Other Activities*	8,975,450	6,199,036	10,278,432	9,866,680
Total Expenditures	\$ 71,242,488	\$ 82,533,476	\$ 108,538,602	\$ 89,740,305
Per Capita	\$ 401.21	\$ 451.50	\$ 588.09	\$ 486.24
Positions Authorized	120	123	126	120

Resources

	Actual FY20/21	Actual FY21/22	Budget FY22/23	Budget FY23/24
Personnel	\$ 10,451,880	\$ 8,946,098	\$ 12,489,676	\$ 12,012,483
Overtime	12,500	15,000	0	0
Operating	60,778,108	73,572,378	96,048,926	77,727,822
Total Expenditures	\$ 71,242,488	\$ 82,533,476	\$ 108,538,602	\$ 89,740,305

*Other Activities include: Capital Improvements, Election Expense, City Code Revisions, Unemployment Insurance, Contingency Fund Appropriation, R&R-Finance, Audits, Dues, & Surveys, Intergovernmental Relations, City Water Quality Mgmt Fees, Education per TCA 57-4-306, ESIP Admin, Technology Replacement Fund, and TAP



Chattanooga City Council 2023-2024 (left to right):
Darrin Ledford, Jenny Hill (Vice Chair), Isiah Hester, Dr. Carol Berz,
Chip Henderson, Ken Smith, Raquetta Dotley (Chair), Marvene Noel,
Demetrus Coonrod-Gladden



City Attorney
Phill Noblett, esq



Supported Agencies

www.chattanooga.gov/finance/community-agency-support

Supported agencies are a portion of General Government and are primarily in two different categories.

The first category is appropriations to special funds that are jointly supported with Hamilton County and/or some other agency which are accounted for in another fund on the City's books. These include Public Library, Regional Planning Agency and the Air Pollution Control Bureau.

The second category is appropriations to other organizations which the City Government determines meet the definition of serving a public purpose that are not accounted for on the City books. These include The Enterprise Center, The Public Education Foundation and Thrive Regional Partnership. The following descriptions give a short explanation of each general government agency.

Some of the appropriations are for closed-ended programs, but most are for ongoing programs or agencies which the City Government supports on a continual basis. Amounts are provided for Fiscal Year 2023/2024 per City of Chattanooga Ordinance #13991. In FY 24, funding for most non-profits and supported agencies reflects the change through a new process in FY 23 as contracted services per City Council decision.

Agencies are now required to submit via Request for Proposals during a structured proposal process in order to access funding which has been earmarked for these contracts in FY24 for a 4 year period.

Air Pollution Control Bureau

The overall mission is to achieve and maintain levels of air quality which will protect human health and safety and prevent injury to plant and animal life and property. The Chattanooga area has progressed from being listed as one of the nation's most polluted cities in the late 1960's to being held out as a model of improvement. The City currently meets all federal air quality standards. The bureau provides a program of air pollution prevention, abatement, and control to foster the health, comfort and convenience of all citizens of Hamilton County.

FY24 Appropriation.....\$330,168

Carter Street Corporation

The Carter Street Corporation is an urban development organization whose primary mission is to encourage economic development. Through the management of the Chattanooga/Hamilton County Convention Center and Garage, they annually encourage and contribute millions into the local economic development of the region.

FY24 Appropriation.....\$200,000

Chattanooga Area Regional Transportation Authority (CARTA)

CARTA is the sole provider in the Chattanooga-Hamilton County area of public transportation. The Authority operates the regional bus service, the Lookout Mountain Incline Railway, and the free Downtown Electric Shuttle. Specialized transportation services are offered for the disabled in Hamilton County. CARTA continues to pursue grants for Federal/State funds to support future expansion.

FY24 Appropriation.....\$5,800,000

Chattanooga Area Chamber of Commerce

Our area's leading business association, the Chattanooga Chamber, was founded in 1887. The Chattanooga Chamber was one of the first 40 chambers founded in the United States. Their overall mission is to champion member businesses as well as promote regional economic growth. Comprising of two organizations, the Chattanooga Chamber of Commerce and the Chattanooga Chamber Foundation, they deliver economic, community and leadership to all eligible businesses.

FY24 Appropriation.....\$600,000

Chattanooga Public Library

The library serves the community by making materials and services available to all residents. To meet patrons’ educational, professional, and personal needs, the library provides current information, promotes learning, and preserves the community’s history. The library provides access to information through books, periodicals, newspapers, pamphlets, government documents, phonograph records, audiocassettes, videocassettes, films, internet, and brochures. Through state, regional, national and international networks, the library can provide access to resources. The library encourages the love of reading in children and adults and provides information for both leisure and professional use.

FY24 Appropriation.....\$7,311,000

The Enterprise Center

The Enterprise Center works closely with the City of Chattanooga as well as Hamilton County to help grow the economy through closing the digital divide, assisting entrepreneurs and other workers in having access to resources they need to succeed and ensuring that residents of all ages and backgrounds benefit from the expansion of Smart City Technology. Through programs such as Tech Goes Home and EdConnect, the Center has helped digitally connect 14,000 students and distributed 4,700 devices throughout the community.

FY24 Appropriation.....\$1,703,350

Hamilton County-Tennessee Riverpark

This is a jointly funded activity in partnership with the Hamilton County Government. The local leaders have committed to a redevelopment of the riverfront area which includes a park connecting the north shore and downtown area with the Chickamauga Dam extending to St. Elmo. This park is maintained by the County government, with the City contributing half of the cost of operations.

FY24 Appropriation.....\$1,326,050

Hamilton County-Enterprise South Nature Park

This is the passive park area of the Enterprise South Industrial Park. It is jointly funded between Hamilton County and the City. The park is managed by the County with the City contributing half of the cost of operations.

FY24 Appropriation.....\$506,674

Heritage Hall

The City and Hamilton County are responsible for the overall management and maintenance of the Heritage Hall which houses the Bessie Smith Cultural Center and Chattanooga African-American Museum.

FY24 Appropriation.....\$100,603

Office of Family Empowerment

This City division provides for the administration and the operations of all public programs and projects of a human nature in the city such as the following:

- Foster Grandparents program enables eligible older adults to help special needs children within their community, while strengthening their bond to the neighborhood
- Offer emergency assistance including food vouchers, clothing, and rent or utility funds to prevent eviction or service interruption
- Increase the availability of decent and affordable shelter through the Low Income Home Energy Assistance Program (LIHEAP), Mortgage Assistance, Rental Assistance and Reverse Mortgage counseling
- Reduce foreclosures, evictions and utility cutoffs within the very low income population
- Offer numerous channels to reduce hunger and improve nutrition
- Seek constant improvement in each child’s skill attainment level, tracked in a Child Portfolio, as a gauge of school readiness

FY24 Appropriation.....\$71,000

Public Education Foundation

PEF is a non profit organization that continues to provide training, research and resources to the teachers, principals and school throughout Hamilton County and the surrounding region. Working together with a wide range of partners, they are able to increase student achievement as well as assist in transforming public education through such programs as Camp College, Step-UP, STEM Fellows Innovative Educator fellows and the corporate partnership with Volkswagen through their innovative eLabs program.

FY24 Appropriation.....\$75,000

Regional Planning Agency (RPA)

The mission of the RPA and its staff is to develop a comprehensive vision and guide for the region which ensures that our land resources support, enhance, and sustain our community and its quality of life. This vision should include both short and long-range goals and strategies which public and private community leaders can utilize to implement these objectives.

The planning program facilitates government and various public and private decision-making by providing research, data, plans, studies and suggested strategies related to community land use, transportation, and social issues.

FY24 Appropriation.....\$2,596,669

Thrive Regional Partnership

The Thrive Regional Partnership established in 2012, has helped to inspire responsible growth in the tri-state region through connection and collaboration with regional stakeholders who help to preserve the community and the natural character for generations to come. Throughout their 16 county footprint in NE Alabama, NW Georgia and SE Tennessee, they have equipped 15 rural and small communities with economic framework as well as building an open source GeoHub for major decision makers across the region.

FY24 Appropriation.....\$100,000

United Way of Greater Chattanooga

The United Way helps bridge the gap between resources and the community and bring people to their passion and purpose. The Chattanooga Mentoring Collective targets both community and schools with quality mentoring services to help children succeed in school and life. Additionally United Way is targeting the reduction of resident calls and subsequent service overlaps specific to both the City and United Way's 211 call center. They will collect/enter and analyze data, respond to resident needs, and design a Father to Fatherless Program data evaluation. The system will build stronger community partnerships, increase the efficiency of resource referrals, and provide better accountability to both systems - leading to increased citizen stability.

The United Way also has a Senior Stormwater Fee Assistance Program which provides further support to Chattanooga's elderly individuals age 65 and older, disabled individuals, and disabled veterans or widow(ers) of disabled veterans that own property and meet the maximum income requirements.

FY24 Appropriation.....\$467,500



Economic Development Fund

www.chattanooga.gov

Description:

In 1997, the citizens of Chattanooga approved a half-cent tax on retail sales in the city. Revenues from this tax were shared on a 50/50 basis for education and economic development. In a county-wide election in February 2004, the residents of Hamilton County voted to increase the county-wide local option tax rate from 1.75% to 2.25% thereby repealing the city-only 1/2% tax.

The additional taxes generated by the 1/2% increase in the county-wide tax are distributed to the county, city and education in accordance with TCA 67-6-712 which requires that 50% is used for education and the remainder on situs basis. The City should continue to receive a comparable amount for economic development from the county-wide local option sales tax as it has in prior years.

With the passage of the county-wide tax increase the education component is distributed directly to the Hamilton County Department of Education.

Department Summary

	Actual FY20/21	Actual FY21/22	Budget FY22/23	Budget FY23/24
ED Capital Projects	\$ 18,000,000	\$ 11,412,000	\$ 8,250,000	\$ 7,750,000
Chamber of Commerce - Econ Dev.	525,000	-	-	500,000
Chamber Equity Initiative	-	25,000	600,000	25,000
Chamber of Commerce - Marketing & Ind. Serv.	-	75,000	-	75,000
Enterprise Center - Operating Support A.O.	987,500	-	1,623,350	1,057,350
Enterprise Center - Digital Equity	421,000	-	-	646,000
Public Education Foundation	75,000	75,000	75,000	75,000
Contingency	-	-	-	523,627
Chattanooga Area Convention Tourism (IRONMAN)	-	-	-	120,000
Sales Tax Commission	159,657	175,490	183,416	182,000
TDZ transfer to CDRC to Cover Debt	3,541,883	375,915	-	-
Thrive Regional Partnership	80,000	-	100,000	100,000
Carter Street Corporation**	200,000	-	200,000	200,000
SRC Lease Payments	3,046,180	5,925,748	7,603,234	7,157,023
Total Expenditures	\$ 27,036,220	\$ 18,064,152	\$ 18,635,000	\$ 18,411,000
Per Capita	\$ 152.26	\$ 100.05	\$ 100.49	\$ 99.28

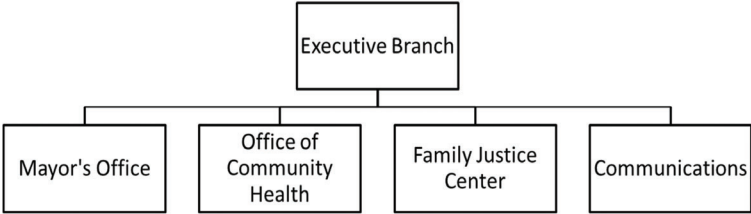
Resources

	Actual FY20/21	Actual FY21/22	Budget FY22/23	Budget FY23/24
Revenue	\$20,807,563	\$18,132,545	\$18,635,000	\$18,411,000



Executive Branch

www.chattanooga.gov/mayors-office



Mission:

To break down the barriers that prevent people from living the life they want in our community.

Description:

The Executive Branch is comprised of the Mayor’s Office, Office of Community Health, Family Justice Center, and Communications. The Mayor is elected at-large to a four year term. He serves as the chief executive officer and oversees the operations of all city departments. The Mayor sets administrative vision, strategy, policies, and procedures for all departments to carry out services for the citizens of Chattanooga.



Trends:

Chattanooga is a unique community with the promise of becoming America’s best city. In FY 2024, the Executive Office led citywide efforts to ensure departmental operations are aligned with priorities and streamlined to be more efficient and effective. Resources have been shifted back into local neighborhoods and Community Centers. City government is a network of services, places, and relationships embedded in neighborhoods across Chattanooga. The Executive Team holds Mayor’s Open Office Hours, a monthly opportunity for residents to meet with the Mayor and senior staff in community centers across the city to discuss issues that are affecting them, or to share an idea they’re passionate about. The goal of this administration is to make sure Chattanooga lives up to its potential to become the best city in America: a city that works for everyone, as ONE Chattanooga, together.

Budget Overview:

The fiscal year 2024 budget is focused on ensuring that we have better government for all Chattanoogaans. In order to accomplish the goals detailed in our strategic framework, we must start investing resources through a prioritized approach. This budget represents a commitment to fiscal responsibility, transparency, accountability, affordable housing, public safety, economic opportunity, community investment, customer service, and a common-sense approach to solving the problems that face our city.

Performance Measures	Actual FY22	Goal FY23	Actual FY23	Goal FY24
Citizen Survey Feedback - Overall Direction of City (Very Good to Good)	44%	50%	44%	50%
Poverty Rate in Chattanooga	18%	16%	17.6%	16%
Number of Performance Measures on Target	N/A	N/A	61.5%	60%

Department Summary

	Actual FY20/21	Actual FY21/22	Budget FY22/23	Budget FY23/24
Mayor's Office	\$ 1,772,930	\$ 2,916,226	\$ 3,022,840	\$ 2,624,457
Innovation Funding	-	-	500,000	300,000
Office of Multicultural Affairs	285,653	-	-	-
Office of Community Health	-	599,009	1,907,076	1,906,170
Family Justice Center	-	747,937	872,167	993,384
Communications	-	292,550	474,335	671,238
Total Expenditures	\$ 2,058,583	\$ 4,555,722	\$ 6,776,418	\$ 6,495,249
Per Capita	\$ 11.59	\$ 25.23	\$ 36.54	\$ 35.28
Positions Authorized	16	48	52	47

Resources

	Actual FY20/21	Actual FY21/22	Budget FY22/23	Budget FY23/24
Personnel	\$ 1,817,680	\$ 4,035,284	\$ 5,460,497	\$ 5,352,674
Operating	240,904	520,438	1,315,921	1,142,575
Total Expenditures	\$ 2,058,584	\$ 4,555,722	\$ 6,776,418	\$ 6,495,249

Vision:

To be a city where everyone has access to opportunity and prosperity is plentiful.



Future Challenges and Opportunities:

Mayor Kelly’s ONE Chattanooga strategic plan serves as a framework that guides the work of all departments throughout City government.

Following is an outline of the key values, goals, and strategic initiatives that Chattanooga will undertake under Mayor Kelly’s leadership to realize ONE Chattanooga. Our strategy, which puts Chattanooga on a path to shared prosperity and common purpose, includes the following key priorities:

- Build a universal path to early learning
- Catalyze economic vitality in the Black community
- Ensure affordable housing choices for all Chattanoogaans
- Improve local infrastructure and public transit
- Build a competitive regional economy
- Close the gaps in public health
- Provide responsive and effective local government

This strategic framework represents both the opportunities and challenges that are driving how our city government operates and is the basis for the preparation of this FY 2024 budget.



Finance & Administration

www.chattanooga.gov/finance

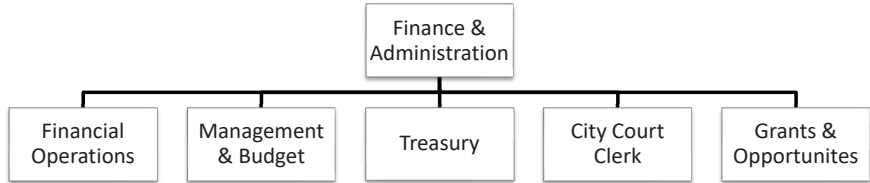


Mission:

To ensure the overall fiscal health of the City of Chattanooga and provide high quality support services to City departments and agencies.

Description:

The Finance and Administration Department provides financial and management information, control, and guidance to the Mayor, Department Administrators and the City Council. The department is responsible for all budget and finance related functions of the City including accounting and treasury operations. The department also provides support to other departments and agencies in the areas of City Court Clerk operations, Grants, Accounts Payable, and Payroll.



Trends:

The Department of Finance & Administration is committed to managing the financial affairs of the City in a manner that promotes long-term fiscal stability and assures maximum efficiencies in the use of tax dollars and other financial resources. The department will continue to provide support services in accounting, financial reporting, investments, debt management, tax and other revenue collections. Staff also assists in development of processes and procedures to ensure compliance with applicable federal, state and local laws. We continue to leverage state and federal grant opportunities that are available to local governments.

Budget Overview:

The primary goal of Finance Administration is to provide excellence in financial management for the City of Chattanooga. A strong fiscal position directly aligns with the City's mission to empower Chattanooga residents to live the life of their choosing by maintenance of a financial infrastructure that ensures the provision of high quality services and sustained economic growth. The FY24 budget provides financial oversight of all City departments and agencies through budgeting, accounts payable, payroll, accounting and financial reporting, debt and investment management, grant opportunities, as well as assisting the executive and legislative branch in the execution of economic development strategy and initiatives.

Finance Administration continually assesses areas for improvement. The management team evaluates staff competencies to encourage an organizational culture of development for all staff and leadership. Divisions collaborate with cross-functional teams, both internal and external, to seek opportunities for process improvement.

Performance Measures	Actual FY22	Goal FY23	Actual FY23	Goal FY24
Percent Invoices Paid <30 Days	78.0%	82%	76.5%	82%
Percent of Current Levy Collected	95.5%	96%	95.6%	96%
Bond Rating Standard & Poor's	AAA	AAA	AAA	AAA
Online Payments to Court	34.2%	41.0%	29.7%	35.0%

Department Summary

	Actual FY20/21	Actual FY21/22	Budget FY22/23	Budget FY23/24
Finance	\$ 3,036,355	\$ 3,365,432	\$ 3,751,860	\$ 3,607,384
Treasurer	1,392,144	1,708,465	1,852,555	1,964,048
City Court Clerk	1,122,039	1,237,772	1,440,499	1,309,294
Capital Planning	190,952	-	-	-
Grants and Oppor.	-	149,354	569,006	552,100
Performance Mgmt	413,760	-	-	-
Total Expenditures	\$ 6,155,250	\$ 6,461,023	\$ 7,613,920	\$ 7,432,826
Per Capita	\$ 34.09	\$ 35.78	\$ 41.06	\$ 40.38
Positions Authorized	72	72	69	68

Resources

	Actual FY20/21	Actual FY21/22	Budget FY22/23	Budget FY23/24
Personnel	\$ 4,835,273	\$ 4,321,696	\$ 5,902,533	\$ 5,732,248
Overtime	21,266	50,254	30,000	35,000
Operating	1,298,711	2,089,073	1,681,387	1,665,578
Total Expenditures	\$ 6,155,250	\$ 6,461,023	\$ 7,613,920	\$ 7,432,826
Revenue	270,615,183	309,583,605	308,164,750	319,455,210

Future Challenges and Opportunities:

The City Treasurer’s office is the hub of all city monetary transactions and strives to maximize the collection and deposit of city funds from all sources; this includes but is not limited to management of the complex billing and collection for Property Taxes, payments in lieu of tax (PILOTS), tax increment finance agreements (TIFs), business improvement district (BID) assessments, and water quality fees. Property taxes represent over 60% of total general fund revenue and is the primary funding source for the delivery of essential services to our Citizens. The City Treasurer’s office is undergoing major enhancements to the software it uses to perform these actions. In FY22, they implemented a city-wide accounts receivable module, investment management software, and enhanced business license software. Currently they are implementing a new Property Tax System. These improvements will allow better management of the City’s property tax billing and collection, provide for centralized and efficient processing of receivables, investment & cash forecasting, and allow business owners to apply and renew licenses online.



Government Finance Officers Association

Certificate of Achievement for Excellence in Financial Reporting

Presented to

**City of Chattanooga
Tennessee**

For its Annual Comprehensive
Financial Report
For the Fiscal Year Ended

June 30, 2021

Christopher P. Morill
Executive Director/CEO



GOVERNMENT FINANCE OFFICERS ASSOCIATION

Distinguished Budget Presentation Award

PRESENTED TO

**City of Chattanooga
Tennessee**

For the Fiscal Year Beginning

July 01, 2022

Christopher P. Morill
Executive Director

Human Resources

www.chattanooga.gov/human-resources

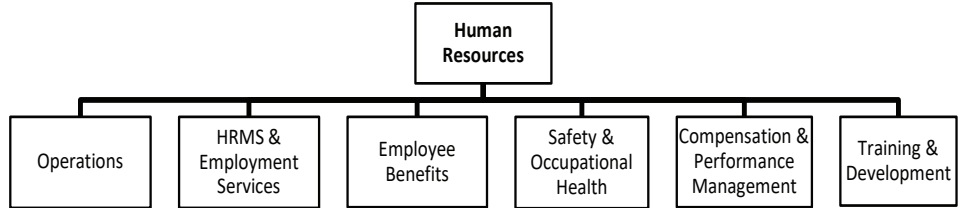
Mission:

Our Mission is to provide leadership, collaboration, and support services to departments in the selection, training, development, compensation, and well being of all employees.

We will deliver best in class service to all customer groups including residents, employees, retirees, dependents, and applicants with a positive, engaging, and proactive approach. We strive to operate efficiently with integrity and transparency in support of the Mayor's vision of One Chattanooga.

Description:

Human Resources works with each department to develop specific standards for the recruitment and hiring of a qualified, diverse workforce, and to help identify those employees who should be considered for promotion. The department also assesses job classifications, compensation and benefits, and offers employee relations initiatives, training and skill development. Additionally, the Human Resources Department maintains a competitive and quality health and wellness program including an onsite medical clinic and pharmacy dedicated to employee wellness. All safety issues and on-the-job injuries are addressed by Human Resources. The department also offers an Employee Assistance Program for confidential counseling service.



Trends:

HR is focused on supporting the One Chattanooga Strategic Plan by providing continuous mandatory supervisory/management training to all supervisors, managers, and employees in FY24. The department is focused on building fundamentals through policy change, process implementation, training and education within and outside the department, and is also continuing to develop a Risk Management division to help reduce waste and increase knowledge of analytics of areas of potential risk to reduce liability and increase awareness for areas of improvement. The department is in the process of purchasing a Risk Management Information System in FY 24. HR in partnership with departments is working to focus on accountability, engagement and performance management.

To assist in the One Chattanooga goal of improving fiscal stability for the black community, HR is working on a sustainable pay plan for all employees. The department will be working creatively with departments in FY24 to come up with recruitment efforts that provide fruitful outcomes. HR Business Partners are delivering data to departments so that those departments can make data informed decisions regarding vacancies, engagement issues and overall employee satisfaction and/or issue trends. Customer service is at the heart of everything HR is focused on to support responsive and effective government.

Performance Measures	Actual FY22	Goal FY23	Actual FY23	Goal FY24
Time to fill position	70	<45 Calendar Days	54	45
First Year Service Turnover Rate	25.0%	25%	25.9%	18%
Annualized Turnover rate	12.0%	12%	16.08%	18%
Vacancy Rate	13%	12%	16.59%	20%
Incident Rate (OSHA Recordable Injuries)*	7.9%	7%	*	7

*OSHA reports are compiled based on calendar years

Department Summary

	Actual FY20/21	Actual FY21/22	Budget FY22/23	Budget FY23/24
Administration	2,088,923	2,125,902	1,952,145	1,894,573
Employee Insurance Office	404,051	424,415	589,492	690,889
Employee Safety Program	142,025	139,851	512,412	280,771
Job Injury Administration	107,125	198,792	183,530	183,501
Risk Management	0	0	0	250,853
Physical Exams	0	8,957	15,000	0
Employee Training	109,452	1,239	249,654	265,303
Total Expenditures	\$ 2,851,575	\$ 2,899,156	\$ 3,502,233	\$ 3,565,890
Per Capita	\$ 15.79	\$ 16.06	\$ 18.89	\$ 19.37
Positions Authorized	21	27	32	32

Resources

	Actual FY20/21	Actual FY21/22	Budget FY22/23	Budget FY23/24
Personnel	2,316,536	2,563,049	3,073,973	3,219,149
Overtime	8,555	13,431	-	-
Operating	526,484	322,676	428,260	346,741
Total Expenditures	\$ 2,851,575	\$ 2,899,156	\$ 3,502,233	\$ 3,565,890
Revenue	45,000	400	46,460	46,500


Vision:

To empower excellence and build competitive advantage through people for the purpose of fostering an engaged and inclusive workforce to make life better for all Chattanoogaans.



Future Challenges and Opportunities:

Human Resources seeks to leverage our resources in order to stand out as an employer of choice and attract and retain highly qualified, talented employees.



Community Development

www.chattanooga.gov/communitydev

Mission:

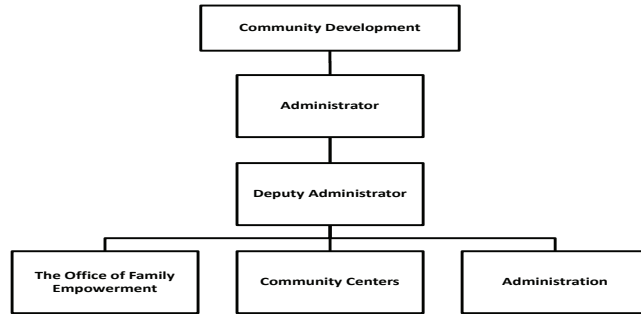
The Department of Community Development's top priority is providing a better quality of life for citizens of Chattanooga by focusing on enhancing the minds through programming that builds character, offering crisis assistance and support services to families in need.

Description:

The Department of Community Development is comprised of:

Community Centers - Community Centers are the extension of City Hall in our local neighborhoods. Part of the ONE Chattanooga Plan set out by Mayor Tim Kelly is for community centers to serve as a hub for city-offered services as we build a government that provides a network of programs, places, and relationships embedded in neighborhoods across the city.

The Office of Family Empowerment (OFE) - Responsible for case management services, energy/utility and some emergency assistance (rent, mortgage, or water) for those citizens experiencing a crisis.



Trends:

The number of families served through the Low-Income Home Energy Assistance Program (LIHEAP) and Community Services Block Grant (CSBG) funds has mostly remained static over the past several years. In the wake of the COVID-19 pandemic and its lingering economic effects, however, the greatest number of requests were for emergency assistance rather than long-term case management, and OFE's focus has shifted accordingly in order to meet the needs of the community we serve. Between 7/1/2022 and 6/30/2023, OFE served 4,593 households with rent, mortgage, or utility payments. Over the coming year, we expect to begin a shift back toward long-term case management work focused on helping families build economic independence. Reduced staffing due to the pandemic presented a barrier in serving as many families as projected, but OFE reached the point of being fully staffed during FY23, increasing overall capacity.

OFE has used an additional grant from the Tennessee Housing Development Agency (THDA) to assist Hamilton County households with water and sewer expenses during FY23; these funds will expire 9/30/23. Over the past year, the Community Center Administrative Team has worked to establish the Mayor's plan to transition centers from "recreation" to "community." As we work through this transition, it's imperative that our staff and citizens understand that recreation is still a necessary part of programming. Community Centers aim to provide quality educational, cultural, social and health initiative opportunities that highlight the desire for sustainable practices, an exceptional level of customer service, and quality facilities for every community.

Budget Overview:

The Department of Community Development is a newly formed department under the Kelly administration. The FY24 budgets for each division of the department reflect that of FY23 with slight changes due to restructuring where three divisions; The Office of Homelessness and Supportive Housing, Code Enforcement, and Neighborhood Services were transferred to other departments.

Performance Measures	Actual FY22	Goal FY23	Actual FY23	Goal FY24
Addresses with code violations that were brought into compliance	11,609	12,500	12,646	12,500
Number of participants in Community Center programs	N/A	100,000	51,948	137,750

Department Summary				
	Actual FY20/21	Actual FY21/22	Budget FY22/23	Budget FY 23/24
Administration	\$ -	\$ 843,836	\$ 591,703	\$ 969,772
Code Enforcement	-	2,004,869	2,554,924	-
Back Tax Properties Abatement	-	-	150,000	-
Office of Family Empowerment	-	-	383,447	419,441
Home Repair Program	-	12,037	-	-
Comm. Center Admin.	-	1,160,201	939,446	704,589
Community Centers	-	5,853,617	1,480,731	1,379,560
Fitness Center	-	27,940	-	-
Homeless & Supp.	-	1,101,960	2,382,763	-
EDC - Homeless Outreach Program	-	18,108	-	-
Neighborhood Serv. Dev	-	346,067	533,407	-
Communication	-	-	123,670	128,614
Community Center Staffing	-	-	5,251,379	6,197,371
CD Teen Programming	-	-	229,773	-
Total Expenditures	\$ -	\$ 11,368,635	\$ 14,621,243	\$ 9,799,347
Per Capita	\$ -	\$ 61.31	\$ 78.85	\$ 53.23
Positions Authorized	-	157	173	125

Resources				
	Actual FY20/21	Actual FY21/22	Budget FY22/23	Budget FY 23/24
Personnel	\$ -	\$ 8,750,382	\$ 10,267,301	\$ 8,179,321
Operating	-	2,618,253	4,353,942	1,620,026
Total Expenditures	\$ -	\$ 11,368,635	\$ 14,621,243	\$ 9,799,347

Future Challenges and Opportunities:

The immediate challenges that accompany a department restructure must be addressed while introducing the vision of the new administration. Although still impacted by the pandemic, it has allowed us an opportunity to review our current methods of service delivery and program engagement and explore possibilities to ensure we are aligned to meet our goals and objectives.

Vision:

Building strong, healthy and growing neighborhoods by empowering all communities through equal opportunities.



Community Development Fund

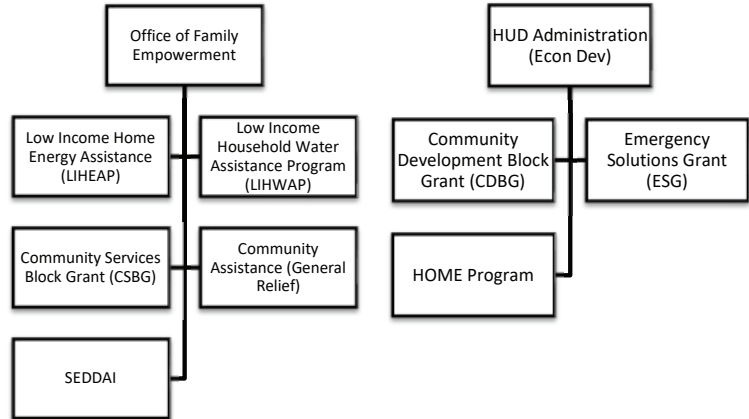
www.chattanooga.gov/communitydev

Mission:

To improve housing and employment opportunities for all low-to-moderate-income Chattanooga residents and to provide the support needed to stabilize and revitalize low-income communities.

Description:

The Community Development Fund (2060) is dedicated to the revitalization of low-to-moderate income neighborhoods and the economic improvement of its residents. The Fund uses grants from the U.S. Department of Housing and Urban Development, the State of Tennessee, and the Tennessee Housing Development Agency. The fund allows for affordable housing initiatives, employment and business assistance, public facility and infrastructure improvements, and social services to assist the community as a whole.



Trends:

The number of families served through the Low-Income Home Energy Assistance Program (LIHEAP) and Community Services Block Grant (CSBG) funds has mostly remained static over the past several years. During the COVID-19 pandemic, however, requests for emergency rent assistance increased exponentially. While most of the work of the Office of Family Empowerment was previously focused on long-term case management and building economic independence, the effects of the pandemic dictated a shift to a service delivery model that focuses primarily on emergency assistance.

Budget Overview:

CSBG and LIHEAP funding is allocated to the Office of Family Empowerment using a formula based on demographic and poverty data in Hamilton County. The COVID-19 pandemic resulted in additional funding from CSBG through CARES. This additional funding is being used to provide rent, mortgage, and utility assistance for households impacted by the pandemic as well as career training for individuals seeking to learn skills for professional, living-wage jobs. With increased outreach efforts in LIHEAP and CSBG, we hope to serve more households in FY24.



Department Summary

	Actual FY20/21	Actual FY21/22	Budget FY22/23	Budget FY23/24
Administration	\$ 491,532	2,906	\$ 503,898	\$ -
Community Services Block Grant (CSBG)**	-	-	-	1,033,000
Chattanooga Neighborhood Enterprise	-	-	300,000	200,000
Low-Income Energy Assistance Program	-	-	-	3,200,000
Low-Income Households Water Asst Pgm	-	-	-	1,200,000
Community Development Programs	2,478,650	2,404,391	2,105,645	3,105,000
Other Programs	-	476,352	-	-
State	-	-	-	25,050
City of Chattanooga	-	-	-	71,000
Transfers	-	324,699	300,000	-
Total Expenditures	\$ 2,970,182	\$ 3,208,348	\$ 3,209,543	\$ 8,834,050
Per Capita	\$ 16.73	\$ 17.77	\$ 17.31	\$ 47.99
Positions Authorized	6	6	6	6

Department Summary				
	Actual FY20/21	Actual FY21/22	Budget FY22/23	Budget FY23/24
Administration	\$ 491,532	2,906	\$ 503,898	\$ -
Community Services Block Grant (CSBG)**	-	-	-	1,033,000
Chattanooga Neighborhood Enterprise	-	-	300,000	200,000
Low-Income Energy Assistance Program	-	-	-	3,200,000
Low-Income Households Water Asst Pgm	-	-	-	1,200,000
Community Development Programs	2,478,650	2,404,391	2,105,645	3,105,000
Other Programs	-	476,352	-	-
State	-	-	-	25,050
City of Chattanooga	-	-	-	71,000
Transfers	-	324,699	300,000	-
Total Expenditures	\$ 2,970,182	\$ 3,208,348	\$ 3,209,543	\$ 8,834,050
Per Capita	\$ 16.73	\$ 17.77	\$ 17.31	\$ 47.99
Positions Authorized	6	6	6	6



Future Challenges & Opportunities:

The Office of Family Empowerment and HUD Administration (Economic Development) plan to implement the following strategies to ensure grant values are delivered:

- Increase availability and access to affordable, quality housing in the City's low-to-moderate-income communities.
- Increase neighborhood understanding of fair housing regulations to make sure good quality housing is accessible for lower-income residents.
- Increase the stock of available, quality housing by the creation of new homes and rental units or providing financing to enable residents to build a new home.
- Help homeowners preserve existing housing and restore structures that have become uninhabitable.
- Encourage homeownership as a means of further stabilizing the community.

Drive the revitalization of Community Development Block Grant-eligible neighborhoods.

- Strengthen the foundation of neighborhoods through infrastructure repairs and streetscape improvements.
- Create or renew public facilities to be used as community centers in targeted neighborhoods.

Increase stability in low-to-moderate-income families.

- Provide families with financial assistance, coaching, and access to community resources in order to gain greater stability and financial independence.

To increase availability and access to affordable, quality housing in the City's low-to-moderate income communities.

- Increase neighborhood understanding of fair housing regulations to make sure good quality housing is accessible for lower income residents.
- Increase the stock of available, quality housing by the creation of new homes and rental units or providing financing to enable residents to build a new home.
- Help homeowners preserve existing housing and restore structures that have become uninhabitable.
- Encourage home ownership as a means of further stabilizing the community.

To drive the revitalization of Community Development Block Grant eligible neighborhoods.

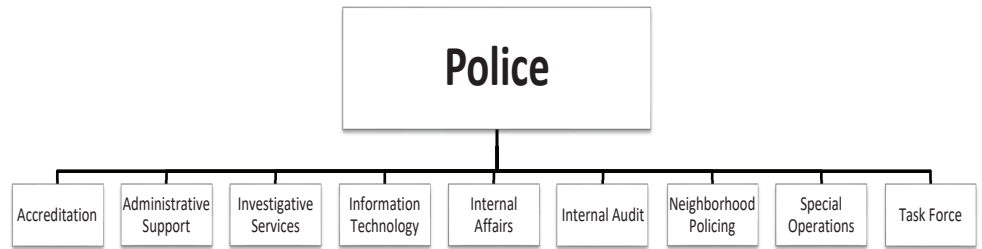
- Strengthen the foundation of neighborhoods through infrastructure repairs and streetscape improvements.
- Create or renew public facilities to be used as community centers in targeted neighborhoods.

To increase employment in lower income areas.

- Use available resources and training to make sure that lower income residents have needed skills to get and retain good jobs.
- Bolster the existing business base and encourage the creation of new enterprises through access to capital funds.

Police

www.chattanooga.gov/police



Mission:

To keep you, your family and our Community safe.

Description:

The Chattanooga Police Department will support and maintain lasting relationships ensuring all members of our community are safe and feel safe in their homes, on their streets and in their neighborhoods by building and supporting community partnerships in conjunction with the best practices of community policing and problem solving.



Chief of Police

Trends:

Our department will continue to seek to recruit, retain, and promote inhouse talent. We are looking to streamline processes and update technology. Aging buildings and old equipment require us to focus resources on update and replacement so our staff can provide quality service to our growing community.

Budget Overview:

The Chattanooga Police Department is composed of five major divisions: Administration, Neighborhood Policing, Community and Development Support, Investigations, and Special Operations. Each of these divisions work together with external partners in Chattanooga to provide the community with the best possible police services.

CPD is committed to using its budget to provide citizens with community "Safety". Nationwide mental health is a growing focus and we too are "Leaders" with our Co-response Team and Victim Service Program. We are always focused on providing a reduction in crime, we also want to seek and find ways to "Educate" by growing our staff training opportunities so they can become better problem solvers. This budget will also allow us to be "Visible", create new Drone teams and expand RTIC (real time intelligence).

Performance Measures	Actual FY22	Goal FY23	Actual FY23	Goal FY24
In order to Reduce DV Part 1 Crime the Chattanooga Police Department will Decrease instances of DV Part 1 Crime by 5%	661	628	513	487
In order to Reduce Robberies the Chattanooga Police Department will Decrease instances of Robbery by 5%	223	210	186	177
Maintain a homicide clearance rate greater than the national average of 62%	56%	63%	71%	63%
In order to Provide Safer community for citizens of Chattanooga the Investigations I Division will Decrease Violent Part 1 Crimes by 6.7%	1,958	1,860	1,744	1,627
In order to Reduce Auto Thefts the Chattanooga Police Department will decrease instances of Auto Theft by 5%	1,279	1,200	1,105	1,050
In order to Reduce Part 1 Property Crime the Chattanooga Police Department will Decrease instances of Part 1 Property Crime by 5%	11,178	10,619	7,178	6,819
In order to reduce the Special Operations will Decrease Traffic Fatalities by 3%	31	25	25	24
In order to reduce DUI incidents the Special Operations will reduce alcohol/drugrelated fatalities by 5 %	6	2	1	1
Decrease the number of major (with Serious Injury) traffic accidents	171	150	145	130
Reduce the total number of group member involved Criminal Homicides	9	8	2	5
Reduce the total number of group member involved Criminal Shootings	16	14	14	12

Department Summary

	Actual FY20/21	Actual FY21/22	Budget FY22/23	Budget FY23/24
Police Administration	\$ 3,163,842	\$ 4,124,615	\$ 5,497,840	\$ 6,101,718
Neighborhood Policing	28,134,961	30,323,221	31,918,968	33,362,579
Investigations	13,919,274	17,091,821	18,030,983	18,443,350
Special Operations	5,014,803	5,326,530	5,436,901	6,391,898
Support Services	13,869,846	18,943,346	18,302,939	15,148,296
Communications	5,117,426	5,329,093	5,250,165	5,707,915
Animal Services	-	1,830,310	1,921,826	2,017,908
Total Expenditures	\$ 69,220,152	\$ 82,968,936	\$ 86,359,622	\$ 87,173,664
Per Capita	\$ 383.37	\$ 393.81	\$ 462.91	\$ 472.33
Positions Authorized	622	590	600	600
Sworn Authorized	498	475	477	477

Resources

	Actual FY20/21	Actual FY21/22	Budget FY22/23	Budget FY23/24
Personnel	\$ 54,603,601	\$ 62,227,341	\$ 66,797,892	\$ 68,188,597
Overtime	1,270,000	2,820,467	1,293,750	2,050,000
Operating	13,346,551	17,921,128	18,267,980	16,935,067
Total Expenditures	\$ 69,220,152	\$ 82,968,936	\$ 86,359,622	\$ 87,173,664
Revenue	478,100	783,200	535,780	386,600

*The Police Department has 477 authorized sworn positions. For FY24, the total authorized Sworn and Civilian positions is 600.

Future Challenges and Opportunities:

We are currently seeking to replace and update our current RMS system. Maximizing our data efficiency efforts to help streamline our investigative processes and leads us into the new century. Fleet updates, technology upgrades, and building improvements are growing challenges as we try to create routine schedules for updates.

Finally, with retirements, staffing shortages, and competition to hire with more upfront incentives to entice potential candidates, Chattanooga continues to face small recruitment classes and long term retainage.

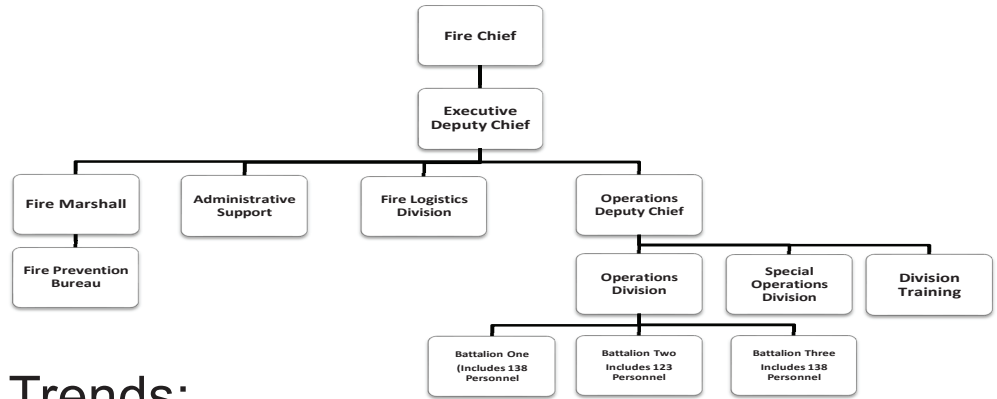
Vision:

To be respected and trusted by all segments of Chattanooga's Diverse Community.



Fire

www.chattanooga.gov/fire-department



Mission:

Outward Facing Mission

The Chattanooga Fire Department is dedicated to protecting life, property, and community resources through prevention, preparation, response, and mitigation.

Inward Facing Mission

****Lead - Service - Train****

To protect life, property and community resources through prevention, preparation, response and mitigation.

Trends:

The Chattanooga Fire Department (CFD) continues to serve and respond to, mitigate, and reduce the impact of emergencies for our citizens. This year, the CFD has endured several notable service impacts including a significant 15% increase in overall call volume, a continued high number of structure fires, a 7% increase in technical rescue responses, a 21% increase in EMS calls, and a 14% increase in 554 Assist invalid calls, which we are addressing through the CFD Connect program, as well as a change in response protocols, which has already shown a small decrease. On the proactive side of the CFD, there has been a significant upward trend in code enforcement inspections, up 23% from this time last year. Community engagement and public education opportunities have also seen banner years, participating collectively in 360 events with over 19,000 participants. Part of those events were specifically focused on recruiting, reaching 235 individuals that fed into one of the most diverse recruit classes ever.

Budget Overview:

FY24's budget seeks to continue to build on the CFD's need to stabilize firefighter pay. This year, Mayor Kelly is hopeful to institute another cost of living increase to the pay plan, which further helps to stabilize the attrition rate. It also helps protect against inflationary increases, though this past year has seen historical inflation and locally, affordable housing has become a real challenge to firefighters. Also, the CFD is seeking to add positions to increase operational capacity in an area of the city previously unbuilt upon and unprotected. "Station 2" will protect the growing community of Black Creek on Aetna Mountain, parts of which are more than 5 miles away from current stations in Lookout Valley. Since the station is not built, the plan is to phase the number of firefighters (totalling 18) by hiring 9 this year and 9 in FY25. Other positions requested in the initial submission were not able to be supported in this year's budget, including several administrative and operational positions to expand the CFD's impact as Chattanooga continues to rapidly grow.



High-Angle Rope Training (June 2023)

Performance Measures	Actual FY22	Goal FY23	Actual FY23	Goal FY24
Average Response Time (Minutes)	5:20	5:46	5:20	5:20
Inspections	4,314	4,510	4,094	4,500
Building Fire Incidents	270	220	266	265

Department Summary

	Actual FY20/21	Actual FY21/22	Budget FY22/23	Budget FY23/24
Fire Administration	\$ 1,035,418	\$ 1,240,068	\$ 1,443,227	\$ 7,846,322
Operations	42,346,515	48,999,234	52,798,174	54,599,612
Prevention	1,659,929	4,194,254	4,261,033	0
Training	1,253,499	1,931,975	1,348,121	0
Total Expenditures	\$ 46,295,361	\$ 56,365,531	\$ 59,850,555	\$ 62,445,934
Per Capita	\$ 260.71	\$ 312.18	\$ 327.41	\$ 338.35
Positions Authorized	459	459	446	455
Sworn Authorized	443	443	430	439

Resources

	Actual FY20/21	Actual FY21/22	Budget FY22/23	Budget FY23/24
Personnel	\$ 41,379,906	\$ 50,216,032	\$ 54,372,323	\$ 56,600,901
Overtime	52,111	243,849	179,000	55,300
Operating	4,863,344	5,905,651	5,299,232	5,789,733
Total Expenditures	\$ 46,295,361	\$ 56,365,531	\$ 59,850,555	\$ 62,445,934
Revenue	560,800	216,400	581,420	554,400



Future Challenges and Opportunities:

The department is also continuing to innovatively tackle some staffing needs through special assignments which allows the CFD to increase capacity without increasing positions. This solution allows the department to increase instructional capacity, project management capability and administrative capacity, and special events staffing without an impact to daily operational staffing. This is an innovative solution with a relatively low impact to the budget. Special Assignments also provide opportunity for employees to reinvest time, energy, and expertise back into the department off duty from their regular assignments. After reviewing Special Assignment usage this past year, the CFD is separating this from the overtime budget to better track through Oracle. Also, to help the overall budget, CFD leadership is also limiting Special Assignment opportunities in several divisions to reduce the budget spent.

Finally, with the additions of full time staff officers for community outreach and fire education, the CFD has made a tremendous impact on reaching the community outside of emergency response. Obviously, responding to and mitigating emergencies is what we do, and what our citizens primarily expect. However, it's important for our citizens to see us in positive environments beyond emergencies. In just a year's time, the CFD held or participated in over 230 events and were able to impact over 19,000 people! These great opportunities are also prime opportunities to recruit future firefighters. This year, we've added a Citizens Fire Academy and supported a summer camp led by the International Association of Black Professional Fire Fighters (IABPFF). All of our divisions must continue to increase to keep pace with Chattanooga's unprecedented growth, and the growing expectation for community involvement beyond emergency response. Again, if we fail to grow, we will overwork firefighters and staff, and it will likely impact the attrition rate.

Vision:

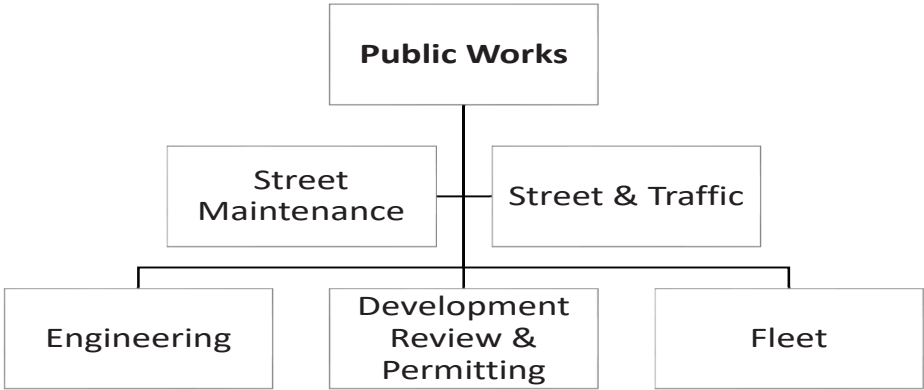
Be an organization that sacrificially serves outwardly and continually improves inwardly.



High-Angle Rope Training (June 2023)

Public Works

www.chattanooga.gov/public-works



Mission:

Serve people with integrity, and improve the infrastructure and environment through excellence.

Description:

The Department of Public Works includes engineering, solid waste & recycling, street maintenance & construction, fleet, Development Review & Permitting, stormwater, urban forestry, and facilities management.



Trends:

The continuing aging of our government infrastructure as well as finding qualified technical professionals in a tight labor market will make this year difficult for public works agencies. Fortunately, the City of Chattanooga’s Public Works Department has a solid base of the very best employees to rebuild on.

Budget Overview:

The Public Works Department is successfully pursuing the opportunity to improve City streets with additional crew members and vehicles. In addition, two new solid waste collection trucks and crews have been added to address growth in our residential customer base.

Performance Measures	Actual FY22	Goal FY23	Actual FY23	Goal FY24
Lane Miles Resurfaced	62.62	60.00	66.94	45.00
Potholes Filled	12,758	13,498	18,325	15,000



Department Summary

	Actual FY20/21	Actual FY21/22	Budget FY22/23	Budget FY23/24
Public Works Admin	\$ 5,612,519	\$ 6,014,022	\$ 6,249,775	\$ 6,559,511
City Wide Services	14,944,129	18,646,602	18,077,874	18,445,986
Solid Waste Disposal	4,877,574	5,564,850	5,509,000	5,558,400
Dev. Review, & Permitting	-	3,195,738	3,299,913	6,490,423
Parks Maintenance	6,903,533	-	-	-
Transportation	-	8,051,872	4,421,692	4,649,629
Total Expenditures	\$ 32,337,754	\$ 41,473,085	\$ 37,558,254	\$ 41,703,949
Per Capita	\$ 182.11	\$ 233.56	\$ 203.50	\$ 226.55
Positions Authorized	237	237	259	276

Resources

	Actual FY20/21	Actual FY21/22	Budget FY22/23	Budget FY23/24
Personnel	\$ 12,821,462	\$ 17,783,501	\$ 19,777,172	\$ 22,760,150
Overtime	487,483	598,743	304,000	300,000
Operating	19,028,809	23,090,841	17,477,082	18,643,799
Total Expenditures	\$ 32,337,754	\$ 41,473,085	\$ 37,558,254	\$ 41,703,949
Revenue	2,069,193	6,109,483	5,310,520	6,113,300

Future Challenges and Opportunities:

The Public Works Department One-Year Plan includes:

- Street Potholes and Paving Improvements
- Comprehensive Solid Waste and Recycling Program
- Leaf and Bulky Item Pick-Up Scheduling
- Federal Infrastructure Grant Program
- Development Review and Permitting Improvements
- Preventative Maintenance Advancement
- Employee Performance Reviews
- In-House Employee Training

Vision:

The Department of Public Works continues to strive for excellence and be a model service organization that inspires people.



Parks & Outdoors

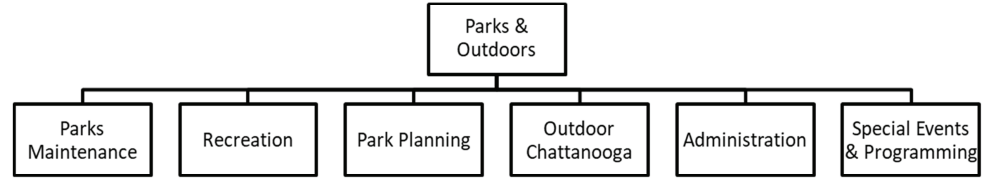
www.chattanooga.gov/parks

Mission:

We are community builders, connecting all Chattanoogaans and guests to the benefits of parks, recreation, nature, adventure, history, culture and the arts.

Description:

The Department of Parks & Outdoors consolidates multiple missions and services from other agencies to create a more streamlined and functional parks department that's focused on outdoor activities. These include parks planning, programming, maintenance, greenways and neighborhood connectivity, Outdoor Chattanooga, special events, outdoor recreation, and municipal golf courses.




Trends:

The demand for outdoor activities continues to climb. We are exceeding pre pandemic levels and are adjusting staffing and budgets accordingly. The Department of Parks and Outdoors is realigning resources and staff to become more efficient and have a greater focus on customer service. Participants desire is shifting to more drop in programs and less of monthly programs. Special Events requests, both internally and externally, continue to increase.

Budget Overview:

The budget for Parks and Outdoors funds 7 divisions - Park Maintenance, Design & Connectivity, Special Events, Outdoor Chattanooga, Arts and Culture, Sports & Recreation, and Golf Courses. This budget will enable us to build, maintain and promote the natural resources of Chattanooga. Natural resource management projects (meadows, native plantings, etc.) will reduce maintenance costs associated with mowing and formal landscaping. DPO is undergoing the development of the Parks and Outdoors Plan. This plan will drive the budget and capital requests for future years.

Performance Measures	Actual FY22	Goal FY23	Actual FY23	Goal FY24
Ensure equal use of activation trailer by at least 2 uses per council district	-	18	12	24
Participation in Outdoor Chattanooga programs	1,936	10,000	8,344	12,000
Number of community members informed of Outdoor Chattanooga	1.3M	800,000	1M	1M
Complete Service Requests by 95% on time.	97%	95%	96%	95%



Department Summary

	Actual FY20/21	Actual FY21/22	Budget FY22/23	Budget FY23/24
Administration	\$ -	\$ 6,045,693	7,864,634	8,979,767
Park Management	-	2,317,209	2,223,918	2,445,326
Shared Maintenance	-	3,316,978	4,202,732	4,774,604
Chattanooga Zoo	-	750,000	750,000	750,000
Total Expenditures	\$ -	\$ 12,429,880	\$ 15,041,284	\$ 16,949,697
Per Capita	\$ -	\$ 67.35	\$ 81.50	\$ 91.84
Positions Authorized	-	205	222	222

Resources

	Actual FY20/21	Actual FY21/22	Budget FY22/23	Budget FY23/24
Personnel	\$ -	\$ 7,027,556	\$ 9,311,978	\$ 9,780,183
Overtime	-	131,748	30,000	108,350
Operating	-	5,270,576	5,699,306	7,061,164
Total Expenditures	\$ -	\$ 12,429,880	\$ 15,041,284	\$ 16,949,697
Revenue	-	1,561,000	1,992,350	1,946,900

Future Challenges and Opportunities:

As the outdoor resources get more use, we will need more maintenance and repair. Also, it is predicted that Chattanooga will double in size over the next 50 years. In order to keep up with the demand, we must start purchasing more land to be used for parks and open spaces. These deficiencies, along with resolutions, will be highlighted in the upcoming Parks and Outdoors Plan (POP).

The POP is a high-level document, the first comprehensive plan that Chattanooga has had in 25 years. The POP isn't just a plan though. The aim of any real park plan with teeth has to be more than a checklist of work to be done, ideas to be chased, or big words to be quickly written then just as quickly forgotten. To shape cities, park plans must capture a city's imagination around a captivating and tangible idea. Its adoption has strengthened our sense of shared mission with the Mayor's Office, City Council, and donors, partners and guests. It has solidified the Department of Park and Outdoors as a city-building department. It has helped build the case for our team's development and growth. It has helped frame the challenges and opportunities we have in service of our guests and community and it provides structure to our very complex work.

Almost 2 million dollars in upgrades were made to Frost Stadium and the Warner Park Field for FY23. This includes, a new jumbotron LED scoreboard, lighting upgrades to LED, some fields were changed to artificial turf, new outfield, backstop padding, and new furniture for suites. All of the improvements will allow us to bid to host NCAA, National Junior College national tournaments along with pro teams in coming years.

Vision:

In Chattanooga, everyone will have access to a well-loved, well-used and well-cared for system of parks, recreation and outdoor spaces that fosters community belonging and well-being and enhances our unique and breathtaking natural setting.



Early Learning

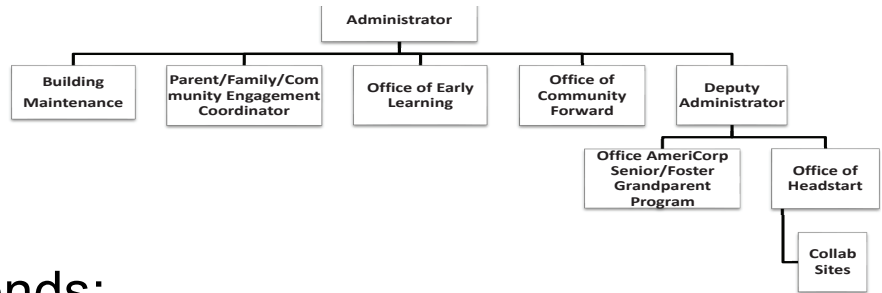
www.chattanooga.gov/early-learning

Mission:

We work to help Chattanooga’s children receive the best possible start in life by increasing their access to high quality early learning experiences in efforts to meet the diverse needs of children, families and providers within our community by; providing equitable opportunities for them to succeed in kindergarten and beyond.

Description:

The Department of Early Learning works within the government and across the childcare provider community to enrich learning for Chattanooga families. This department will manage Head Start and family child care navigators, as well as manage partnerships with Hamilton County Schools and early learning centers.



Trends:

The City of Chattanooga has a mission to break down the barriers that prevent people from living the lives they want in our community. That begins with our youngest residents and providing them with an equitable education that would set them up for success and upward mobility. In the 2018 State of the City Address, the city made a promise to add 1000 slots for high-quality early learning. In February, 2021, The Department of Early Learning celebrated with childcare facilities, educators, and other community partners who all assisted in the accomplishment of this lofty goal. The department also strives to provide whole child/whole families support to our city’s most valuable assets, our children. We do this by supporting our children within Chattanooga city limits from utero to age 18 with resources and support to ensure that they have access to what they may need to be ready for kindergarten and beyond; with a focus on PN-5 supports, brain development, early literacy & language development; and kindergarten and 3rd-grade school readiness, skilled providers and so much more.

Budget Overview:

The Department of Early Learning is a newly formed department under the Kelly administration with department leadership established in early Spring 2022. The FY24 budgets for each division of the department reflect that of FY23 with slight changes due to build out and restructuring. Through an inaugural year of building out a brand new city department, pioneering a partnership with Hamilton County Schools, the reorganization of our Head Start program and a department move, this budget invests more than \$220,907 to ensure that we are doing our part to aide students and their families so they can thrive by removing the barriers to early learning opportunities and primary/ secondary academic success. The programming that the Department of Early Learning provides enhances awareness of the quality of education, increasing the number of kindergarten ready seats, and expanding the level of parental engagement and involvement with their children, community resources and early learning and k-12 educators. The programs, resources, and professional development opportunities are designed to fit in the ecosystem of early learning and beyond. By directly engaging with families, students, educators, and community stakeholders; Chattanooga can ensure each child is positioned for success, both in the foundational years of their educational journey and in life.

In the next phase of work, we plan to begin the implementation of the Department’s “Great by 8” Initiative that centers on enhancing our work with a focus on brain development/nutrition, early literacy and language development, preparedness support for Kindergarten as well as 3rd grade literacy and numeracy proficiency. We also plan to optimize increasing high-quality access to Headstart and our local early learning providers, creating more partnerships with Hamilton County Schools, expanding Community Forward beyond the school walls, and creating



Department Summary

	Actual FY20/21	Actual FY21/22	Budget FY22/23	Budget FY23/24
Administration	\$ -	448,298	1,840,995	840,543
Youth Development	-	19,616	1,090,000	1,090,000
Education	-	259,605	0	0
Youth Development - CAF	-	25,443	0	0
Office of Early Learning	-	35,709	0	359,377
Community Forward	-	0	0	871,374
Total Expenditures	\$ -	\$ 788,671	\$ 2,930,995	\$ 3,161,294
Per Capita	\$ -	\$ 4.27	\$ 15.88	\$ 17.13
Positions Authorized	-	32	18	17

Resources

	Actual FY20/21	Actual FY21/22	Budget FY22/23	Budget FY23/24
Personnel	\$ -	693,724	1,631,143	1,678,330
Operating	-	94,947	1,299,852	1,482,964
Total Expenditures	\$ -	\$ 788,671	\$ 2,930,995	\$ 3,161,294

Future Challenges and Opportunities:

The Department of Early Learning has played a significant role in the success of child care provider's growth in quality education, and in the community's increased knowledge of the components of early learning. The results of this effort is apparent in Chattanooga's shift in the culture surrounding the importance of high-quality early learning environments. With the establishment of over 1,000 new seats within the City of Chattanooga, an entire Department committed to early learning and beyond, and the Community Forward partnership with Hamilton County Schools, the capacity to continually support families will be constant throughout the years to come. As a result of staffing changes, the Department of Early Learning's immediate need for continual support is a key factor in the success of programs that will help us achieve our ONE CHA strategic plan goal and key priorities. Growth enhancements will require an investment in infrastructure and programming that will offer more intense support to families, community members, and childcare providers.

Performance Measures	Goal FY22	Actual FY22	Goal FY23	Actual FY23	Goal FY24
Assist low income families in breaking the cycle of poverty by increasing the number of families moving to long-term independence & self-sufficiency	40	56	50	93	75
In order to Assist low income individuals with immediate and basic needs such as water and electricity, OFE will maintain the number of clients receiving LIHEAP service	5,600	3,823	4,500	3,744	4,500

Vision:

The Department of Early Learning will lead the movement in our local community to create and implement a comprehensive, integrated, and coordinated system for Chattanooga's children prenatal through age eighteen, their families and communities. It is our desire to build a universal path to not only high quality early learning, but high quality living.



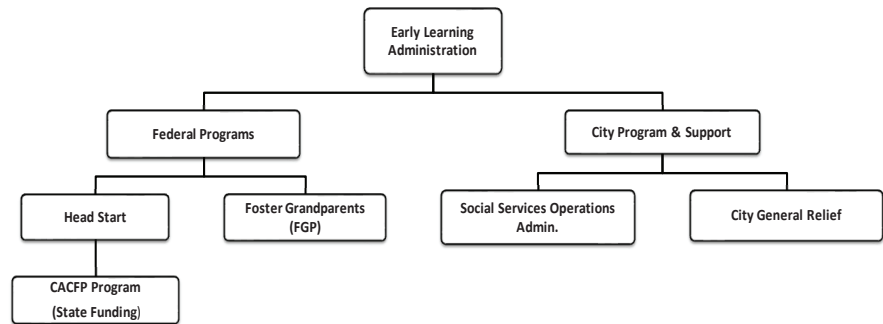
Early Learning - Social Services

www.chattanooga.gov/early-learning

Mission:

Foster Grandparent Program through AmeriCorps Seniors has a decades-long commitment to advance racial and economic equity through national service volunteerism. These efforts are designed to expand pathways to opportunity for all Americans.

Chattanooga Head Start/ Early Head Start is a nationally recognized leader in providing high quality comprehensive child and family development services. By collaborating with community partners and supporting person and professional development, we positively impact the lives of children, families, staff and our community.



Trends:

Foster Grandparent:

- In partnership with the U.S. Census Bureau AmeriCorps Seniors released the Civic Engagement and Volunteering Survey detailing volunteering trends in the United States. Its data supports evidence-based decision-making and efforts to understand how people make a difference in communities across the country. The national pandemic has produced a challenge for recruitment as our volunteers are ages 55 and above and were the ones who were at high risk. From March 2023, we are seeing an increase in our recruitment of volunteers.

Head Start:

- The COVID-19 pandemic continues to challenge our ability to fully enroll the program. Prior to the pandemic, Chattanooga Head Start had successfully met its goal for full enrollment with a viable wait list. At the end of 2022, the program enrollment was 74%. Enrollment was further impacted by the closure of the YFD Head Start when the roof was damaged beyond repair in July 2022. The program was forced to seek additional partnership sites to serve children until the new James A. Henry location opens in Fall 2024.
- The 2021-2022 school year saw additional staff resignations. The dramatic change in the workforce and competing employment opportunities affected the number of qualified applicants for posted positions. The program created a plan to recruit and retain a qualified workforce that saw a decrease in staff turnover at our main sites while child care partners continued to struggle hiring qualified teachers. Many partnership classrooms remained closed throughout the year due to the inability to find teachers. The recruitment/retention plan has been successful at our main sites with 96% of positions filled as of January 31, 2023. By the end of March 2023, the program will have paid out nearly one million dollars toward recruitment and retention.

Budget Overview:

Foster Grandparent:

- The Foster Grandparent Program is a federal grant program that is funded through AmeriCorps Seniors with a 10% match by the City of Chattanooga. Funding by AmeriCorps Senior is based on the amount of volunteers we have and is calculated by 1 volunteer service year (VSY) equals \$8,581.00 of federal funding. Our current grant has 55 VSY. This budget allows us to cover the salary of three staff members and to pay stipend amounts of 55 plus volunteers, their mileage to and from the site they are serving, and cover grant required recognition for the volunteers.

Department Summary				
	Actual FY20/21	Actual FY21/22	Budget FY22/23	Budget FY23/24
Administration	1,137,355	1,162,137	\$793,590	\$745,000
Head Start	12,294,630	12,348,609	13,645,518	14,987,652
Foster Grandparents	512,530	468,973	553,345	471,955
LIHEAP	3,370,615	2,750,582	2,589,120	-
CSBG	802,384	922,461	642,808	-
Social Services Programs	60,354	-	25,050	-
City General Relief	2,615	-	-	-
Other	10,039	1,178	-	-
Total Expenditures	18,190,522	17,653,940	18,249,431	16,204,607
Per Capita	\$ 102.44	\$ 97.77	\$ 99.83	\$ 87.80
Authorized Positions	309	309	317	317

Performance Measures	Actual FY22	Goal FY23	Actual FY23	Goal FY24
Foster Grandparent volunteers serving	81	55	68	75
Number of cumulative hours served by Foster Grandparents	40,665	35,200	36,229	38,750
Head Start and Early Head Start: Child Enrollment *As of 9-7-23	74%	97%	77%	97%
Head Start and Early Head Start Disabilities: Percentage of Children Served (National Goal=10%)	10%	10%	11%	12%

Budget Overview: continued

Head Start:

- The Chattanooga Head Start/Early Head Start program is a federally funded program providing early childhood education to low-income families. The FY24 federal grant provided by the Department of Health and Human Services is funded for \$11,916,774 and serves 522 preschool and 208 infants and toddlers. The program also administers a Child-Care Partnership/Expansion Grant serving 132 infants and toddlers. The Expansion grant is funded for \$2,604,715 in FY 24. We receive funding from the state of Tennessee for the CACFP program which provides nutritionally balanced meals for our Head Start children. The anticipated budget for our CACFP program is \$466,163.

Future Challenges and Opportunities:

Foster Grandparent:

- Our future challenges and opportunities are critical issues of our time - public health, climate and environment and education and economic opportunity. These factors could be future challenges and/or opportunities for our organization due to the ages of our participants who are ages 55 and above.

Head Start:

- A shortage of qualified early childhood staff resulted in closed classrooms during the 2022-23 school year. The shortage is affecting both directly operated and partnership sites. The program has put in place strategies to recruit and retain staff and keep classrooms open. The closure of the YFD childcare center in 2022, resulted in a need for temporary child care facilities until the new James A Henry center opens in 2025. Temporary facilities have been identified and are under renovation. A full enrollment plan was developed to address staff shortages and facilities needs.

Vision:

Foster Grandparent:

To improve lives, and strengthen communities and foster civic engagement through service and volunteering.

Head Start:

Transforming dreams into reality, one child, one family, one staff at a time.



City Planning

www.chattanooga.gov/city-planning

Mission:

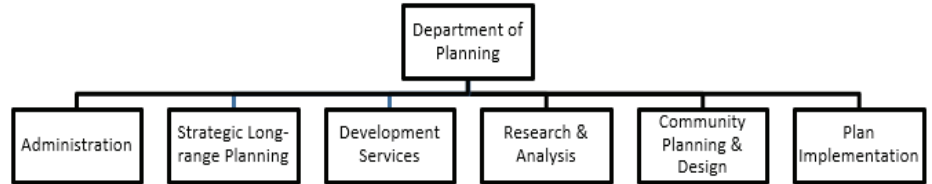
Planning builds upon a shared vision of, plans for, and leads the way into an equitable, sustainable, vibrant future that enhances the quality of life for all Chattanoogaans.

Description:

The Department of Planning includes the Division of Plan Implementation and the Chattanooga-Hamilton County Regional Planning Agency. Working together, staff seek to address the goals outlined in the One Chattanooga Strategic Plan and the countywide Comprehensive Plan through a seamless provision of services from comprehensive, community-informed regional land use (Comprehensive Plan) and transportation (Regional Transportation Plan) visions to local Area Planning to implementation through Zoning, Subdivision, Capital Planning, and project delivery in coordination with City departments, other regional governments, and external partners.



CHATTANOOGA



Trends:

The Department of Planning incorporates the policy and visioning that occurs at the regional level down to implementation planning that occurs at the local level. Plan Implementation works to continue the long-term, regional planning process through implementation with City departments and external partners. Those efforts are comprehensive and developed through a lens of: Sustainability and the recommendations of the Climate Action Plan; Housing with direction from the Market Study and in partnership with the City’s Housing Officer; and Equity as an equitable planning process can be used to help identify land for affordable housing in transitional neighborhoods, identify opportunities to connect to parks, trails and the greenway system and fresh, healthy and affordable food; identify multimodal transportation improvements; and increase engagement opportunities.

Budget Overview:

The budget information in this section pertains to the Department of Planning-Plan Implementation. Information about the Chattanooga-Hamilton County Regional Planning Agency budget can be found in the Agency Appropriations section.

The Plan Implementation Division is the bridge between planning and implementation, working with all City departments and external agencies to ensure long-range plans are implemented, bringing project implementation considerations into plan creation, and ensuring the vision, intention, and goals of plans are realized in project implementation. The Plan Implementation Division’s FY24 budget represents the staffing and work program costs for three primary areas: transportation, strategic capital planning, and sustainability.

Transportation - Chattanooga’s transportation network is the foundation of building an excellent quality of life for all Chattanoogaans and a thriving regional economy. A well-functioning transportation network ensures that groceries can arrive at stores on time, helps children arrive at school safely, and preserves access to our tremendous natural resources. Plan Implementation is essential to translating the transformative projects in the Regional Transportation Plan, Transportation Improvement Program, and other long-range transportation plans into smaller-scale implementation plans and leading them into implementation. Plan Implementation also works closely with City departments and external partners to foster new sources of funding, support new street design concepts, support transportation project delivery, and coordinate expansion and interconnection of the street network through private development.

Performance Measures	Actual FY22	Goal FY23	Actual FY23	Goal FY24
Less than 15% of zoning cases approved by City Council have more than three conditions placed on them so that changes needed to the zoning ordinance can be addressed.	19%	15%	16%	<20%

Strategic Capital Planning - The City's capital budget identifies and shapes a significant part of the City's work, and it is a key part of providing City services to all Chattanoogaans and making progress toward the goals of the ONE Chattanooga Strategic Plan. Capital Planning works with all City departments and external partners to build a comprehensive strategic capital plan that understands and plans for how the City will meet its tremendous capital needs, from deferred maintenance of our transportation infrastructure to expansion of City facilities and services. Capital Planning also maps the City's capital needs to new and innovative funding sources and, working with the Office of Equity and Engagement, will utilize the capital budget and implementation of capital projects to address racial equity across the City.

Sustainability - To respond to increasingly frequent extreme weather events and prepare for the continued effects of climate change, Chattanooga must proactively plan for and incorporate sustainability practices into all of our operations. Through the Climate Action Plan, the Sustainability program establishes comprehensive sustainability goals and works with departments to plan for and implement more resilient infrastructure and nimble responses to natural disasters, efficient City facilities to reduce our resource usage and operations cost, the infrastructure the City and broader Chattanooga region will need for the transition to electric vehicles, and other sustainability efforts that will preserve Chattanooga's well-known natural resources for future generations and establish Chattanooga as a regional and national leader in the emerging green economy.

Vision:

Plan for and implement the shared vision of Chattanooga's future.



Department Summary

	Actual FY20/21	Actual FY21/22	Budget FY22/23	Budget FY23/24
Administration	\$ -	\$ 339,458	\$ 1,208,404	\$ 997,216
Strategic Cap. Planning	-	135,166	-	-
Sustainability	-	127,081	-	-
Total Expenditures	\$ -	\$ 601,705	\$ 1,208,404	\$ 997,216
Per Capita	\$ -	\$ 3.33	\$ 6.52	\$ 5.42
Positions Authorized	-	10	9	8

Resources

	Actual FY20/21	Actual FY21/22	Budget FY22/23	Budget FY23/24
Personnel	\$ -	\$ 571,305	\$ 956,563	\$ 868,678
Operating	-	30,401	251,841	128,538
Total Expenditures	\$ -	\$ 601,705	\$ 1,208,404	\$ 997,216

Future Challenges and Opportunities:

The Department of Planning is the leading edge of planning for and addressing the overlapping challenges facing Chattanooga - caring for our aging infrastructure, building a resilient, sustainable city, identifying how to use our existing resources creatively and responsibly, and modeling innovative governance into the 21st century. To address those challenges in FY24, major department projects include:

- Climate Action Plan implementation
- Strategic capital plan
- Transit planning
- Improved project implementation processes
- Rapid project implementation and experimentation

Equity & Community Engagement

www.chattanooga.gov/equity-community-engagement

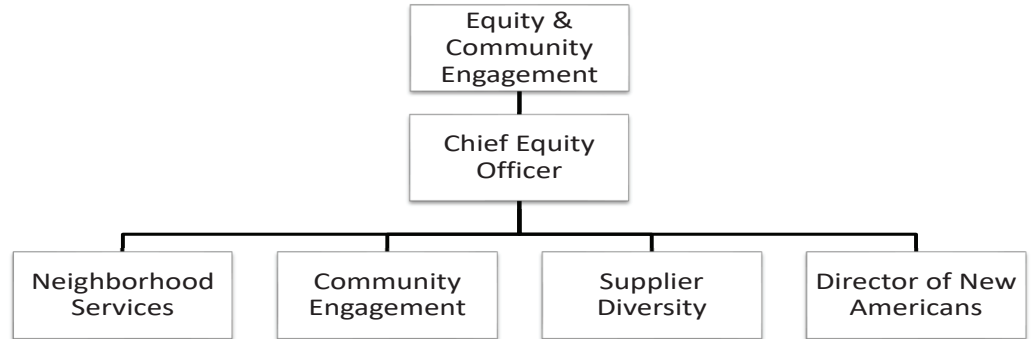


Mission:

To be a catalyst in the City and the community promoting equity, diversity, inclusion and justice through education, outreach and advocacy.

Description:

The Department of Equity & Community Engagement contains the functions previously serviced by the Office of Multicultural Affairs - a newly created Office of New Americans - and performs community engagement and outreach functions. This department, which reports directly to the Mayor, focuses on supplier diversity, as well as citywide diversity, equity, and inclusion initiatives.



Trends:

The Department of Equity & Community Engagement is a new department that combines new staff in addition to the portfolio and staff that were previously contained within the Office of Multicultural Affairs. This team is responsible for serving as an internal consultant to other city departments to support the development of an equity framework in every part of the City's operations. Additionally, by prioritizing thoughtful and non-extractive community and industry leader engagement, the City of Chattanooga can remove barriers and expand opportunities for residents. This team will work to eliminate discriminatory practices between and among residents of Chattanooga because of race, religion, national origin, age, gender, sexual orientation, disability, or ethnicity.

Budget Overview:

As a developing department, the budget is designed to establish activities and provide the support to department administration to deploy a thoughtful and effective strategic plan. To that end, the City of Chattanooga is also committed to continuing the work in the portfolio of the former Office of Multicultural Affairs, by providing resources and information, small, minority, and women-owned businesses need to compete for business opportunities with the City of Chattanooga. This department will also work to promote goodwill among employees and open up employment and promotion opportunities within the City to under-represented groups.

Performance Measures	Actual FY22	Goal FY23	Actual FY23	Goal FY24
Inc. competitive MWOBE spend to 3% of Total Spend	2.58%	3%	1.80%	3.5%

Department Summary

	Actual FY20/21	Actual FY21/22	Budget FY22/23	Budget FY23/24
Administration	\$ -	\$ -	\$ 1,408,823	\$ 1,140,955
Neighborhood Service:	\$ -	\$ -	\$ -	\$ 490,421
Total Expenditures	\$ -	\$ -	\$ 1,408,823	\$ 1,631,376
Per Capita	\$ -	\$ -	\$ 7.60	\$ 8.86
Positions Authorized	-	-	6	12

Resources

	Actual FY20/21	Actual FY21/22	Budget FY22/23	Budget FY23/24
Personnel	\$ -	\$ -	\$ 1,213,823	\$ 1,308,632
Operating	-	-	195,000	322,744
Total Expenditures	\$ -	\$ -	\$ 1,408,823	\$ 1,631,376

Future Challenges and Opportunities:

As a newly developed department, there will be temporary challenges around staff capacity as the activities, initiatives, and programs of the department are launched and implemented. Additionally, given that national models for departments focused on equity are a relatively new development in municipal governments, there is a wide variety of possible directions for the department to go. There are significant opportunities to align and coordinate the wide range of community engagement activities across departments, which will be a key focus of department staff moving forward over the next year. This will be prioritized through a data-driven approach that will focus on collaboration with other departments and community members.

Additionally, equity is often misunderstood and misrepresented. One major goal for the department is arriving at a shared definition for equity within the department, the city, and our community as a whole. This work will be supported with training opportunities for City staff, geared toward integrating an equity perspective into their individual daily work and department missions.



Vision:

To promote equity and justice for historically disadvantaged populations in the City of Chattanooga.



Economic Development

www.econ.chattanooga.gov

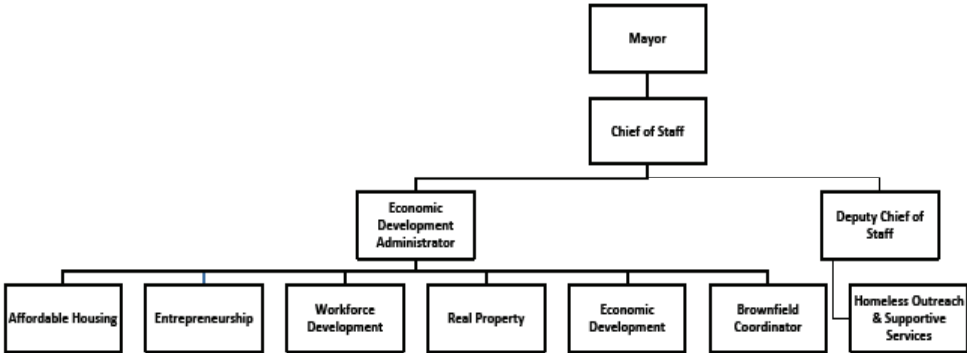
Mission:

We are here to be a resource for all types of businesses and entrepreneurial projects of various sizes and scope. Our office was also created to equip our city's workforce for future economic trends. Our core objectives are:

- To create an environment conducive for strong economic growth
- To create a competitive and thriving workforce
- To grow wages throughout our city

Description:

The Department of Economic Development was created to promote economic growth and development throughout the City of Chattanooga. The Department includes Administration, Affordable Housing, Entrepreneurship, Workforce Development, Housing and Community Investment, Real Property and Brownsfields.



Trends:

Like much of the country, Chattanooga is experiencing both increases in home sale prices and monthly rents, while at the same time facing unknown outcomes from the Federal Reserve's focus on raising interest rates to tame inflation. At the same time, Chattanooga's local labor market remains strong, with local unemployment just under 3%. The future is uncertain; some of the city's larger employers have shifted most of their respective workforces to permanent remote work, leaving some office buildings underutilized in the City's central business district. More housing is also needed, especially a variety of housing types for different income levels.

Budget Overview:

This budget is designed to help staff meet the needs of Chattanooga residents, while navigating the changing conditions at work in our local economy. This budget reflects the operational needs and priorities of the Department to execute on the One Chattanooga Strategic Framework.

The Department of Economic Development consists of the following internal offices:

- Office of Economic Development
- Office of Workforce Development
- Office of Housing & Community Investment
- Office of Real Property & Brownsfields

Performance Measures	Actual FY22	Goal FY23	Actual FY23	Goal FY24
Number of businesses assisted through programming	38	100	73	50
Number of referrals to career programs and educational programs	452	500	98	150

Department Summary

	Actual FY20/21	Actual FY21/22	Budget FY22/23	Budget FY23/24
Administration	\$ -	\$ 308,405	\$ 1,488,542	\$ 1,983,038
Economic Dev.	-	17,872	-	-
Back Tax Properties	-	68,343	-	-
Workforce Dev.	-	178,854	847,802	985,399
Arts, Culture & Creative Econ.	-	108,384	-	-
Shared Maintenance Riverpark Art	-	8,230	-	-
Econ. Opportunity Housing Access	-	-	78,471	-
ED Memorial Auditorium	-	4,410	-	-
ED Tivoli Theatre	-	834	-	-
Homeless and Supportive Housing	-	-	-	2,041,310
Total Expenditures	\$ -	\$ 690,242	\$ 2,222,615	\$ 5,629,717
Per Capita	\$ -	\$ 3.72	\$ 11.99	\$ 30.58
Positions Authorized	-	18	21	31

Resources

	Actual FY20/21	Actual FY21/22	Budget FY22/23	Budget FY23/24
Personnel	\$ -	\$ 535,811	\$ 1,501,615	\$ 2,894,387
Operating	-	154,831	721,000	2,735,350
Total Expenditures	\$ -	\$ 690,242	\$ 2,222,615	\$ 5,629,717

Vision:

Our goal is to promote economic growth and development throughout the City of Chattanooga.



Future Challenges and Opportunities:

Developing a workforce that is equipped and prepared for the jobs of tomorrow remains a significant opportunity for the city. At the same time, our city’s small businesses - many of which are still recovering from the disruption caused by the pandemic - need help to grow and thrive.

Ensuring that our city is providing enough housing to meet the demand while creating with enough supply is also very important to control housing prices, especially for individuals and families of low-to-moderate income, the disabled, and senior citizens.

As wage growth increases, our city must also ensure that we are not becoming a city with wide income stratification. We cannot become a city of “haves and have-nots.” We must also push for higher labor force participation rates; with unemployment at its current levels, this is the opportunity for our workforce strategy to focus on creating new opportunities for our unemployed and under-employed constituents to enter the labor market.

Innovation Delivery & Performance

Mission:

To grow a culture of innovation that delivers value to Chattanoogaans based on direct feedback and data driven insight.

Description:

The Department of Innovation Delivery & Performance is comprised of the following divisions:

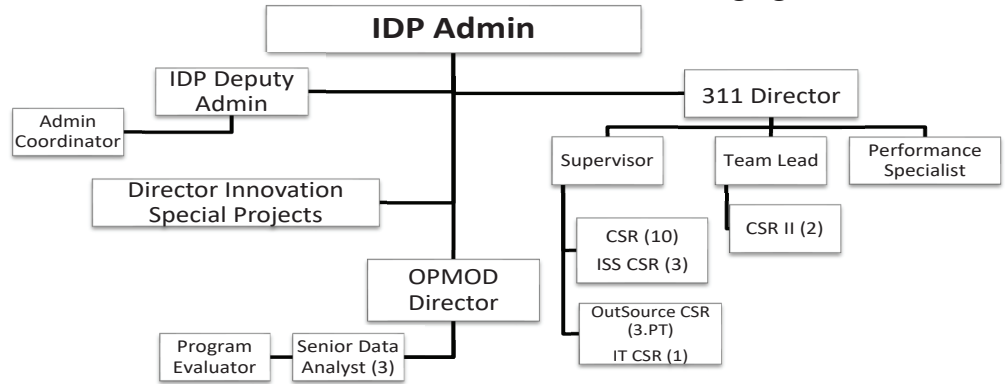
The Office of Performance Management and Open Data (OPMOD): seeks to push the City of Chattanooga internally to maximize the immense amounts of data it has to the benefit of its citizens.

The 311 Service Center: Chattanooga's One Call for City Hall - simplifies citizen access to government by providing a single point of contact for all City services.

The Office of Innovation: implements a continuous improvement framework that drives meaningful change in City government to ensure progress is being made as a whole towards accomplishing the ONE CHATTANOOGA vision.



www.chattanooga.gov/innovation



Trends:

Chattanooga is a city of possibilities and opportunities. The challenge moving forward will be to ensure that this is realized for all Chattanoogaans. The Department of Innovation Delivery and Performance (IDP) has been uniquely positioned to make the government more human, effective and data informed. This will be ever more important as cities, such as Chattanooga, are asked to do more with less. The needs and challenges of Chattanoogaans seem to be ever increasing and the city will have to be innovative to meet these needs and challenges in a meaningful way. As a support organization for the whole city, IDP has been positioned to be a force multiplier for every department within the City of Chattanooga by continuing to grow a culture of innovation that delivers value to Chattanoogaans based on direct feedback and data driven insights.

Budget Overview:

The Department of Innovation Delivery and Performance consists of the Office of Performance Management and Open Data (OPMOD), the 311 Service Center (Chattanooga's One Call for City Hall) and the Office of Innovation. They seek to provide a better customer experience while also growing a culture of innovation that delivers value to Chattanoogaans based on direct feedback and data driven insights. This year's budget focuses on expanding the citizen focused data work of the Office of Performance Management and Open Data, adding new capabilities to 311 to better serve Chattanoogaans and developing the department's special projects capacity so innovation can be run smoothly.

Performance Measures	Goal FY22	Actual FY22	Goal FY23	Actual FY23	Goal FY24
Number of visitors to the open data portal	15,000	208,000	225,000	193,155	225,000
Number of internal data portal logins	2,720	1,954	3,500	3,245	3,500
Abandonment Rate	15.0%	10.4%	15.0%	5.9%	10.0%
Average Wait Time (minutes)	1:15	1:43	1:15	1:08	1:00
Number of calls observed with coaching provided on each month. (5 calls per agent per quarter or 60 each quarter)	240	240	240	240	280

Department Summary

	Actual FY20/21	Actual FY21/22	Budget FY22/23	Budget FY23/24
Administration	\$ 516,596	\$ 395,697	\$ 447,747	\$ 592,802
Office of Perf. Mgmt.	658,703	376,837	760,551	510,605
311 Call Center	1,044,156	844,722	1,158,734	1,170,129
Total Expenditures	\$ 2,219,455	\$ 1,617,256	\$ 2,367,032	\$ 2,273,536
Per Capita	\$ 12.03	\$ 8.76	\$ 12.83	\$ 12.32
Positions Authorized	25	24	24	27

Resources

	Actual FY20/21	Actual FY21/22	Budget FY22/23	Budget FY23/24
Personnel	\$ 1,973,815	\$ 1,382,142	\$ 1,985,917	\$ 2,060,415
Operating	245,640	235,114	381,115	213,121
Total Expenditures	\$ 2,219,455	\$ 1,617,256	\$ 2,367,032	\$ 2,273,536

Future Challenges and Opportunities:

The primary challenge for IDP centers around growing the city's data informed, problem solving, innovating and customer experience capabilities within city departments. To do this IDP will need to both double down on current programs and capacities while also testing new programs and frameworks. This continues to be a growth and learning year for the department. Many of the norms, values and practices put into place this year will set the tone and direction for years to come.

Vision:

All City employees are continuously innovating and improving services for Chattanoogaans.



Debt Service Fund

Fiscal Year Ending June 30, 2024

The Debt Service Fund was established to account for all principal and interest payments on the City’s general long-term debt. This fund is accounted for using the modified accrual method of accounting. The long-term debt is composed of City of Chattanooga General Obligation Bonds, Notes Payable, and Leases. A majority of the outstanding debt is general obligation bonds. The debt can be either Direct Indebtedness, in which case an operating transfer is made from the General Fund for the maturity payments, or it can be an Indirect Indebtedness, with the supporting fund transferring funds for the maturities. The top right chart shows the history of the City’s debt over the past five years and the relationship between Direct and Indirect Indebtedness.

Gross outstanding indebtedness as of June 30, 2023 is \$364,045,609 with net direct indebtedness of \$89,685,084. This Gross outstanding amount includes a 30-year Chattanooga Downtown Redevelopment Lease Rental Revenue Bonds of \$32,634,000 with final payment due on October 1, 2029. Total authorized unissued debt from the State of Tennessee Revolving Loan Fund for sewer infrastructure improvements is \$20,260,580. Total authorized unissued General Obligation debt for capital projects is \$45,000,000.

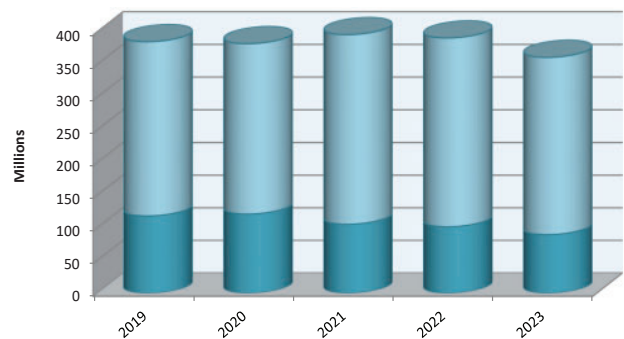
The City government is authorized by the City Charter to issue bonds. Title 6, Chapter V, Article I, Section 6.107 of the Charter creates this authority and at the same time creates a debt limit.

Sec.6.107. General Debt Limit. Hereafter no bonds shall be issued by the City of Chattanooga in such an aggregate amount as will create or increase the total bonded indebtedness of said City more than ten percent (10%) of the assessed valuation for the preceding year of all taxable property in said City.

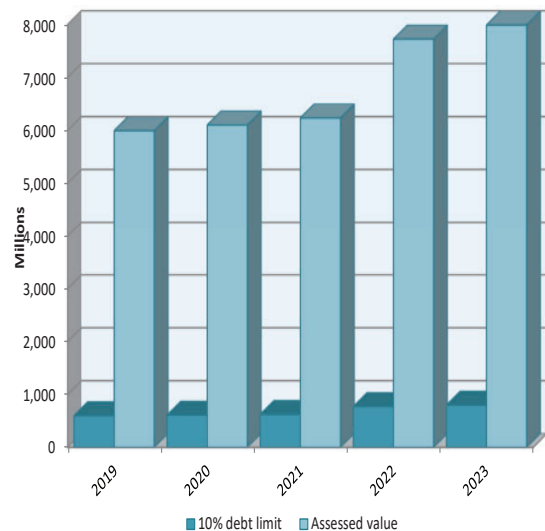
The chart to your right shows the debt limit for the past five years, based upon the assessed property valuation for the same period of time. After viewing the debt limits imposed by the City Charter when considering the assessed property valuation, the next chart presented on the top of the next page compares the Net Direct Indebtedness with the 10% Debt Limit.

The Net Direct Indebtedness is the Gross Indebtedness less the Self-Supporting Indebtedness and the Debt Service Fund Balance for each year. As is evidenced by the following chart, the City’s Net Legal Debt Margin is very favorable.

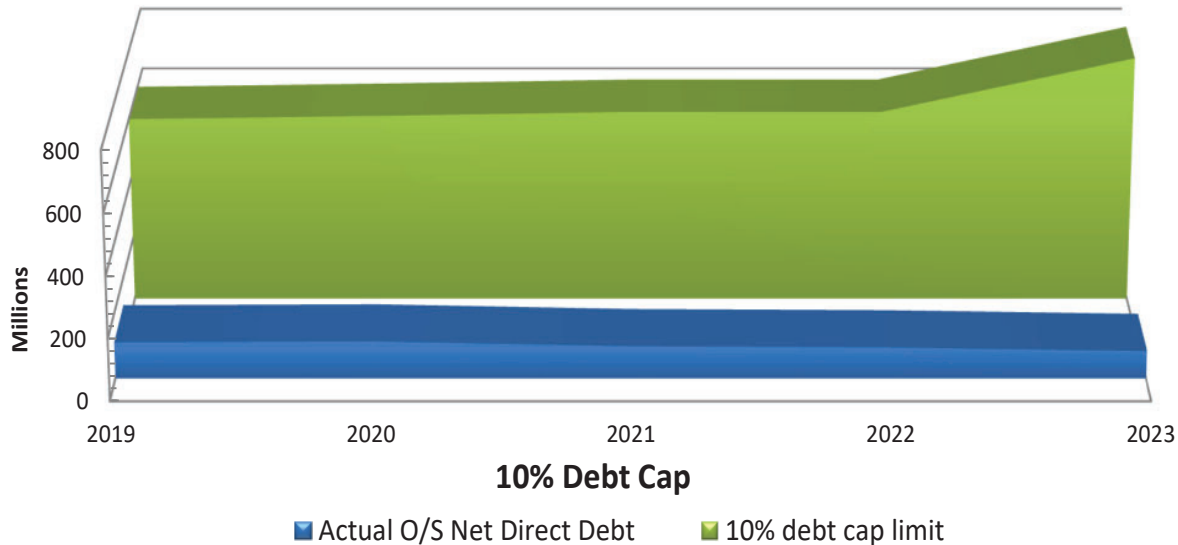
**Outstanding Debt
Fiscal Year 2019-2023**



**General Obligation Debt Limit
Fiscal Year 2019-2023**



**Actual Outstanding Debt vs Debt Limit
Fiscal Year 2019-2023**



In October 2000, the City entered into a 30-year noncancelable capital lease agreement with the Chattanooga Downtown Redevelopment Corporation (CDRC), formerly the Southside Redevelopment Corporation, for the purpose of financing the cost of designing, acquiring, constructing, and equipping four (4) facilities in the Tourist Development Zone comprising more than 631,210 sq. ft. at a cost of over \$120M. The lease provides for semi-annual payments in amounts sufficient to meet the annual debt service requirements on \$129M in revenue bonds issued by the Industrial Development Board (IDB) of the City of Chattanooga on behalf of the CDRC, a non-profit corporation. IDB bonds are secured by payments to be made by the CDRC. The lease payments are funded by the city’s share from the 1/4% increase in the county-wide sales tax passed by the county-wide referendum (see overlapping debt schedule), income from state incremental sales tax generated in the Tourist Development Zone and interest income from a debt service fund is included as part of the bond issue. The City’s obligation under the lease rental agreement is estimated at \$32,634,000 at June 30, 2023. The debt service reserve fund held by the fiscal agent at June 30, 2023 is \$3,952,300. The fiscal agent is required by the agreement to apply any interest on the debt service reserve fund toward the lease payments. The debt service reserve fund will be used to retire debt near the end of the lease.

In FY19, The CDRC sold the Chattanooga Hotel and authorized and directed the issuance of (i) lease rental revenue refunding bonds in the aggregate principal amount of \$32,235,000 to be designated Chattanooga Lease Rental Revenue Refunding Bonds, Series 2018A (Tax-Exempt) (the “Series 2018A Bond”) to refund a portion of the outstanding Series 2007 Bonds; (ii) lease rental revenue refunding bonds in the aggregate principal amount of \$16,655,000 to be designated Chattanooga Lease Rental Revenue Refunding Bonds, Series 2018B (Taxable) (the “Series 2018B Bond”) to refund a portion of the outstanding Series 2007 Bonds; (iii) lease rental revenue refunding bonds in the aggregate principal amount of \$28,200,000 to be designated Chattanooga Lease Rental Revenue Refunding Bonds, Series 2018C (Taxable) (the “Series 2018C Bond”) to refund a portion of the outstanding Series 2010 Bonds; and (iv) lease rental revenue refunding bonds in the aggregate principal amount of \$10,660,000 to be designated Chattanooga Lease Rental Revenue Refunding Bonds, Series 2018D (Taxable) (the “Series 2018D Bond”). With the sale of the Chattanooga, the related debt was retired and the income from the hotel is no longer available.

In FY18, the City entered into a loan agreement with the State of TN Department of Environment and Conservation for an amount up to \$18,100,000 from the State Revolving Loan Fund. The loan is for sewer projects related to Wet Weather Combined Sewer Storage and Moccasin Bend Wastewater Treatment Plant Solids Process Optimization. The loan has an interest rate of 1.53% with repayment over 20 years. The City also entered into an equipment lease-purchase agreement to finance golf carts for the municipal golf courses totaling \$346,000 and entered into an equipment lease-purchase agreement to finance conductive electronic weapons (tasers) for the Chattanooga Police Department totaling \$625,799.

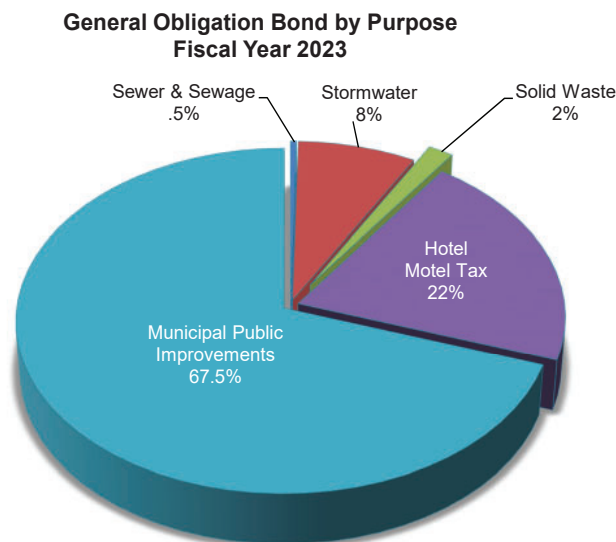
In FY19, the City entered into a loan agreement with the State of TN Department of Environment and Conservation for an amount up to \$24,000,000 from the State Revolving Loan Fund. The loan is for sewer projects related to upgrades and expansion of the Moccasin Bend Wastewater Treatment Plant. The loan has an interest rate of 2.05% with repayment over 20 years. The City also issued the Series 2018A Bond, the Series 2018B Bonds and the Series 2018C Bonds, the “Series 2018 Bonds” to refund a portion of the outstanding Series 2010 Bonds.

In FY20, the City issued \$23,785,000 General Obligation Bonds, Series 2019A for FY18, FY19 and FY20 to provide funds for capital projects approved by council. This included Library upgrades for \$1,100,000, City facilities infrastructure and upgrades at \$3,876,992, fire equipment for \$1,200,000; Road improvements and infrastructure for \$15,589,145, and \$4,269,000 for Water Quality improvements. The City also issued \$18,860,000 General Obligation Bonds, Series 2019B to provide funds to refund \$2,010,000 General Obligation Series 2010A maturing on February 1, 2021, 2026 through 2028 and 2030; \$20,270,000 to provide funds to refund General Obligation Bonds Series 2010B maturing February 1, 2021 through 2028 and 2031.

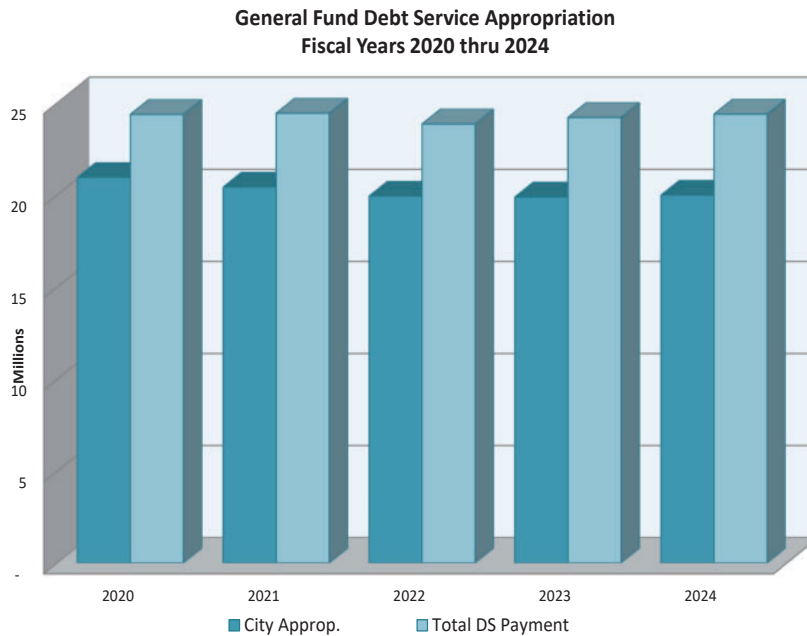
In FY21, the City issued \$12,455,000 General Obligation Bonds, Series 2021A for FY21 and FY22 to provide funds for capital projects approved by council. This included Fire equipment for \$2,700,000; Police equipment and Law Enforcement Training Center for \$2,900,000; Road improvements and infrastructures for \$4,760,000, and \$1,475,000 for YFD Center improvements. The City also issued \$22,075,000 General Obligation Bonds, Series 2021B to provide funds to refund \$8,825,000 General Obligation Series 2011A maturing on October 1, 2022 through 2026; \$16,300,000 to provide funds to refund General Obligation Bonds Series 2011B maturing October 1, 2022 through 2027.

There were not any new bonds issued in FY22 or FY23. In FY24, the City plans to issue new bonds to fund FY23 & FY24 capital projects approved by council.

Gross Outstanding Indebtedness of the City of Chattanooga as of June 30, 2023 is \$364,045,608 and reflects the financing decisions being made by the City to meet its long-term goals. The pie chart shows the City is concentrating on Municipal Public Improvements General Obligation Bonds to satisfy the needs generated by these goals. All of the Sewer portion of the debt and 28% of the debt for Municipal Public Improvements is self-supported debt.



The City is in an excellent position to issue additional debt if required for future projects. The operating transfer from the General Fund to pay the non-supported portion of the debt has remained fairly constant for the past five years, as reflected in the chart below. The balance of the total debt services comes from other funds.



In FY2020, the General Fund appropriated \$20,940,110 which included funding for current outstanding debt. The FY2020 capital budget included the use of bonds for projects totaling \$9,900,490. The city sold bonds in the fall of 2019 to fund the FY18, FY19 and FY20 capital budgets.

In FY2021, the General Fund appropriated \$20,417,289 which includes funding for current outstanding debt. The FY2021 capital budget included the use of bonds for projects totaling \$10,000,000.

In FY2022, the General Fund appropriated \$19,924,060 which includes funding for current outstanding debt. The FY2022 capital budget included the use of bonds for projects totaling \$5,000,000. The city sold bonds in the fall of 2021 to fund the FY21 and FY22 capital budgets.

In FY2023, the General Fund appropriated \$19,878,455 which includes funding for current outstanding debt. The FY2023 capital budget included the use of bonds for projects totaling \$30,000,000.

In FY2024, the General Fund appropriated \$19,975,654 which includes funding for current outstanding debt. The FY2024 capital budget included the use of bonds for projects totaling \$15,000,000. The city plans to sell bonds in the fall of 2023 to fund the FY23 and FY24 capital program totaling \$45,000,000.

Overlapping Debt

In addition to the City, the County has the power to issue debt and to levy taxes or cause taxes to be levied on taxable property in the City. As of June 30, 2023, the County had gross outstanding general obligation bonded debt of \$305,214,142. The percentage of County net indebtedness applicable to the City is 58.5693% or \$178,761,786. Also included in this section on Debt Service are schedules on Debt Ratios, Historical Debt Ratios, and an analysis of General Obligation Debt as of June 30, 2023.

Outstanding General Obligation Debt

General Obligation Bonds by Purpose		
Municipal Public Improvement(GenGovt)	113,077,520	
Municipal Public Improvement Bonds(WasteWa) ⁽¹⁾	478,876	
Municipal Public Improvement Bonds(SoWa)	2,084,390	
Municipal Public Improvement Bonds(StormWa)	9,669,215	
Municipal Public Improvement Bonds(CDRC) ⁽²⁾	32,634,000	
Total Bonded Indebtedness		157,944,000
Other Long-Term Indebtedness		
HUD Sec 108 Notes	306,000	
GASB 87 Leases	1,339,393	
GASB 96 SBITAs	2,420,954	
General Obligation Capital Outlay Notes	1,571,310	
Business Obligation Capital Outlay Notes	200,463,951	
Total Long-Term Indebtedness		206,101,609
Gross Direct Indebtedness		364,045,609
Less: Self-Supporting Indebtedness		
Sewer and Sewage Facilities Bonds ⁽³⁾	478,876	
State Revolving Loan-CSO (WasteWa portion)	200,425,393	
Municipal Public Improvement Bonds(SoWa) ⁽⁴⁾	2,084,390	
Tennessee Municipal Bond Notes (SoWa) ⁽⁴⁾	38,558	
Municipal Public Improvement Bonds(StormWa) ⁽⁴⁾	9,669,215	
Municipal Revenue Bonds(CDRC)	32,634,000	
Hotel/Motel Tax Revenue Pledge	25,674,670	
HUD Sec. 108 Notes	306,000	
Total Self Supporting Indebtedness		271,311,102
Debt Service Fund(s)		3,049,424
Net Direct Indebtedness		89,685,084
Plus: Estimated Net Overlapping Indebtedness		178,761,786
Net Direct and Net Overlapping Indebtedness		<u>268,446,870</u>

- Note:*
- (1) Represents all outstanding bonded debt including Sewer and Sewage Facilities Bonds.
 - (2) Funding will be paid by revenues from incremental State sales tax and the city's Share of the 1/2% increase in the county-wide sales tax passed by county-wide referendum held in February 2004. This increase replaced the 1/2% city-only sales tax effective July 1, 2004.
 - (3) Sewer and Sewage Facilities Bonds have the pledge of unlimited ad valorem taxes on all taxable property in the City for their repayment. However, such bonds have been paid by the City from revenues derived from the operation of the City's System. This also represents 100 percent of the outstanding balance on a State revolving loan, which will be paid by the City from revenues derived from the operations of the City's Interceptor Sewer System.
 - (4) \$11,792,163 represents the outstanding balance of 2013, 2014, 2015, 2017 and 2019 Municipal Public Improvement Bonds of which \$9,669,215 is related to Stormwater and \$2,122,948 is related to Solid Waste, which will be paid by the city from the revenue derived from the operations of these funds.
 - (5) This represents unaudited Fund Balance at June 30, 2023 .

Debt Ratios

	<u>Amount of Indebtedness</u>	<u>Per Capita</u> ¹	<u>Percentage of Assessed Valuation</u> ²	<u>Percentage of Full Valuation</u> ³
Gross Direct Indebtedness ⁴	\$ 364,045,609	\$ 1,978	4.56%	1.44%
Net Direct Indebtedness ⁴	89,685,084	487	1.12%	0.36%
Gross Direct and Net Overlapping Indebtedness ⁵	453,730,693	2,465	5.68%	1.80%
Net Direct and Net Overlapping Indebtedness ⁵	268,446,870	1,458	3.36%	1.06%
Per Capita Assessed Valuation ⁶	\$43,403 *			
Per Capita Full Valuation ⁷	\$137,025 *			

*Based on 2023 population estimate.

- Notes:
- (1) The City's population in 2023 was estimated at 184,086.
 - (2) The City's preliminary assessed valuation of taxable property as of June 30, 2023 was \$7,989,899,538.
 - (3) The City's estimated full valuation of taxable property as of June 30, 2023 was \$25,224,433,549.
 - (4) See "Historical Debt Ratios" under this section.
 - (5) The County's net overlapping indebtedness is \$305,214,142. The City's share is \$178,761,786 (58.5693%).
 - (6) Direct and overlapping includes \$25,980,670 of self-supporting governmental debt and \$245,330,431 of self-supporting enterprise debt.

<u>Ratio</u>	<u>Requirement</u>	<u>Actual</u>
General Fund Balance Requirement	> 15%	41.43%
Average Life of Total Debt	< 10 Years	9.04
Percentage of Principal Paid within 10 Years	> 50%	77.20%
Per Capita Debt/Per Capita Income	< 4%	0.98%
Per Capita Debt/Per capita Assessed Value	< 4%	1.12%
Debt Service/General Government Operation Expense	< 10%	5.87%

Ranking	City	Standard &		
		Fitch	Poor's	Moody's
1	Memphis	AA	AA	Aa2
2	Metro Nashville		AA	Aa2
3	Knoxville	AAA	AAA	Aa1
4	Chattanooga	AAA	AAA	
5	Clarksville	AA+		Aa2
6	Murfreesboro		AA	Aa1
7	Jackson		AA	Aa
8	Franklin		AAA	Aaa
9	Johnson City	AA	AA	Aa2
10	Bartlett		AAA	Aa1
11	Hamilton County	AAA	AAA	Aaa

Future Capital Financing

Each year the City develops and formally adopts a long range, five year capital improvement program (CIP). Annually, as part of the CIP process, City departments are asked to review and prioritize their capital needs for the next five years. The capital projects for the first fiscal year of the five year CIP form the basis of the capital budget for that fiscal year. When the capital budget projects are finalized for the fiscal year, those projects are formally adopted by the City Council. The capital budget is funded each year from a variety of sources including debt proceeds, City appropriations, and Federal and State aid. Since departmental needs often change over time, the CIP is considered preliminary and is subject to change until a capital budget is formally adopted by the City Council for a given fiscal year.

Department	2024	2025	2026	2027	2028
General Governmental					
General Government	4,672,830	2,600,000	1,200,000	1,200,000	1,200,000
Community Development	400,000	-	-	-	-
Police Department	950,000	5,600,000	6,900,000	6,550,000	3,100,000
Fire Department	8,300,000	6,150,700	5,900,000	5,900,000	5,800,000
Public Works	47,175,440	52,170,000	50,300,000	46,000,000	37,500,000
Parks and Outdoors	3,415,000	6,450,000	3,900,000	2,100,000	2,100,000
Economic Development	300,000	-	-	-	-
General Governmental Total	65,213,270	72,970,700	68,200,000	61,750,000	49,700,000
Enterprise					
Wastewater	142,217,052	109,575,000	84,500,000	43,800,000	33,300,000
Stormwater	11,042,500	14,113,000	13,855,625	8,638,031	8,305,527
Enterprise Total	153,259,552	123,688,000	98,355,625	52,438,031	41,605,527

Other Long-Term Indebtedness

As of June 30, 2023, the City had the following other outstanding long-term indebtedness.

	Outstanding Amount	Issue Dated	Maturity
State of Tennessee Revolving Loan 2003-168	4,664,603	02/03/2003	10/20/2025
Tennessee Municipal League Bond Pool (2004)	1,609,898	05/20/2005	04/20/2025
HUD Section 108 Loan Program (2008) (1)	306,000	06/01/2008	06/01/2024
State of Tennessee Revolving Loan 2007-204	6,249,079	06/06/2007	09/20/2031
State of Tennessee Revolving Loan 2011-289	14,059,014	11/01/2011	08/20/2037
State of Tennessee Revolving Loan 2012-307	23,422,800	06/25/2013	06/25/2038
State of Tennessee Revolving Loan 2013-318	47,561,911	06/18/2014	11/20/2037
State of Tennessee Revolving Loan 2016-357	40,119,680	02/08/2016	02/08/2039
State of Tennessee Revolving Loan 2018-405	818,577	11/07/2017	05/20/2041
State of Tennessee Revolving Loan 2018-406	16,363,464	11/28/2017	11/28/2040
State of Tennessee Revolving Loan 2019-428	2,867,576	12/06/2018	12/06/2040
State of Tennessee Revolving Loan 2019-429	11,771,516	12/06/2018	12/06/2040
State of Tennessee Revolving Loan 2018-406-01	27,192,138	10/10/2019	05/20/2041
State of Tennessee Revolving Loan 2020-440	5,335,035	11/24/2020	06/20/2040
2022 Golf Course Capital Lease	383,225	06/15/2022	05/15/2028
Total	<u>\$ 202,724,516</u>		

Notes: (1) Loan agreement to pay off Fannie Mae note and establish a brownfield revolving loan fund. Community Development Block Grant program income will be used to retire the debt.

City of Chattanooga, Tennessee
General Obligation Self Supporting Bonded Debt Service Requirements
As of June 30, 2023
Sewer & Sewage Facilities Bonds
Municipal Public Improvement Bonds (Water Quality and Solid Waste)
State Revolving Loan (CSO Water Quality and Interceptor Sewer)
Chattanooga Downtown Redevelopment Corporation

<u>Fiscal</u> <u>Year</u>	<u>Principal</u>	<u>Interest</u>	<u>P & I</u> <u>Requirements</u>
2024	18,290,117	4,582,300	22,872,417
2025	21,289,099	4,173,570	25,462,669
2026	19,639,294	3,655,468	23,294,761
2027	19,505,136	3,181,381	22,686,517
2028	19,066,621	2,727,902	21,794,523
2029	16,746,076	2,284,211	19,030,287
2030	12,615,573	1,925,861	14,541,434
2031	12,802,241	1,700,107	14,502,348
2032	11,809,412	1,493,024	13,302,435
2033	11,767,279	1,313,364	13,080,643
2034	11,938,907	1,132,068	13,070,974
2035	11,871,517	948,077	12,819,593
2036	12,048,581	771,012	12,819,593
2037	12,228,397	591,196	12,819,593
2038	8,245,766	427,358	8,673,124
2039	5,861,487	339,338	6,200,825
2040	5,942,023	258,803	6,200,825
2041	5,874,643	177,076	6,051,719
2042	4,364,724	105,327	4,470,050
2043	3,423,539	48,943	3,472,481
Total	245,330,432	31,836,385	277,166,816

Includes CDRC (Southside) Capital Lease of \$32,634,000 which is supported by local-option sales tax. Total authorized unissued debt at June 30, 2023 consists \$20,260,580 from State Revolving Loan Fund for Sewer infrastructure and \$45,000,000 General Obligation Bonds to fund capital projects.

City of Chattanooga, Tennessee
General Obligation Debt Service Requirements-General Government
As of June 30, 2023

Fiscal Year	Principal	Interest	Total
2024	19,576,546	5,002,767	24,579,313
2025	17,627,662	4,221,229	21,848,891
2026	17,838,703	3,427,471	21,266,174
2027	15,393,457	2,600,020	17,993,477
2028	12,784,084	1,962,638	14,746,723
2029	12,588,288	1,475,005	14,063,292
2030	8,838,288	975,665	9,813,953
2031	8,793,288	533,751	9,327,039
2032	2,588,288	192,320	2,780,607
2033	1,343,288	107,463	1,450,751
2034	1,343,288	53,732	1,397,019
2035	-	-	-
2036	-	-	-
Total	118,715,177	20,552,060	139,267,237

Does not include CDRC (Southside) Capital Lease of \$32,634,000 which is supported by local-option sales tax. Total authorized unissued debt at June 30, 2023 consists \$20,260,580 from State Revolving Loan Fund for Sewer infrastructure and \$45,000,000 General Obligation Bonds to fund capital projects.

CITY OF CHATTANOOGA, TENNESSEE
 ANALYSIS OF GENERAL OBLIGATION DEBT
 June 30, 2023

ADJ-2022	Outstanding June 30, 2022	Interest Pd FY 2023	Issued FY 2023	Retired FY 2023	Refunded FY 2023	Outstanding June 30, 2023	Maturing FY 2024	Interest Payable FY 2024
GOVERNMENTAL ACTIVITIES								
Serial Bonds:								
Tax Supported								
	9,190,000	310,069	-	1,315,000	-	7,875,000	1,315,000	257,468
2013 Series General Improvement Bond								
2014 Municipal Public Improvement Refunding	3,540,224	92,650	-	723,537	-	2,816,687	205,477	21,186
2015 Series A GO Bond	16,935,000	799,625	-	1,895,000	-	15,050,000	1,895,000	705,375
2015 Series B Refunding GO Bond	16,375,000	591,700	-	2,550,000	-	13,825,000	2,520,000	515,650
2017 Series A GO Bond	4,905,000	245,250	-	545,000	-	4,360,000	545,000	218,000
2017 Series B Refunding GO Bond	8,610,000	430,500	-	1,980,000	-	6,630,000	2,090,000	331,500
2019 Series A GO Bond	16,119,450	752,241	-	1,343,287	-	14,776,163	1,343,288	685,077
2019 Series B Refunding GO Bond	3,195,000	145,850	-	310,000	-	2,885,000	-	130,350
2021 Series A GO Bond	12,455,000	591,500	-	1,250,000	-	11,205,000	1,245,000	529,125
2021 Series B Refunding GO Bond	9,515,000	437,375	-	1,535,000	-	7,980,000	1,835,000	353,125
Total tax supported bonds	100,839,674	4,396,760	-	13,436,824	-	87,402,850	12,983,765	3,746,856
Self Supported								
2013 Series Hotel-Motel Tax Pledge	3,520,000	118,706	-	505,000	-	3,015,000	505,000	98,506
2014 Series Hotel Motel Refunding	1,017,439	26,605	-	207,769	-	809,670	205,477	21,186
2019 Series B Hotel Motel Refunding	11,220,000	527,350	-	1,930,000	-	9,290,000	-	430,850
2021 Series B Hotel Motel Refunding	12,560,000	628,000	-	-	-	12,560,000	2,170,000	573,750
Total self supported bonds	28,317,439	1,300,661	-	2,642,769	-	25,674,670	2,880,477	1,124,292
Total serial bonds	129,157,113	5,697,421	-	16,079,593	-	113,077,520	15,864,242	4,871,148

CITY OF CHATTANOOGA, TENNESSEE
 ANALYSIS OF GENERAL OBLIGATION DEBT
 June 30, 2023

ADJ-2022	Outstanding June 30, 2022	Interest Pd FY 2023	Issued FY 2023	Retired FY 2023	Refunded FY 2023	Outstanding June 30, 2023	Maturing FY 2024	Interest Payable FY 2024
Notes Payable:								
Tax Supported								
2004 TML Bond Fund	3,141,425	72,340	-	1,570,115	-	1,571,310	1,571,310	12,941
Total tax supported notes payable	<u>3,141,425</u>	<u>72,340</u>	<u>-</u>	<u>1,570,115</u>	<u>-</u>	<u>1,571,310</u>	<u>1,571,310</u>	<u>12,941</u>
Self Supported								
2008 HUD Section 108 Loan Program	611,000	11,895	-	305,000	-	306,000	306,000	4,006
Total self supported notes payable	<u>611,000</u>	<u>11,895</u>	<u>-</u>	<u>305,000</u>	<u>-</u>	<u>306,000</u>	<u>306,000</u>	<u>4,006</u>
Total notes payable	<u>3,752,425</u>	<u>84,235</u>	<u>-</u>	<u>1,875,115</u>	<u>-</u>	<u>1,877,310</u>	<u>1,877,310</u>	<u>16,947</u>
Leases Payable:								
Tax Supported								
2022 Golf Course Capital Lease	455,510	13,281	-	72,285	-	383,225	74,554	11,012
Bonny Oaks Office Park	294,005	-	-	132,892	-	161,113	137,952	280
Office Space - 5900 Building - Suite 1500	444,282	-	-	92,419	-	351,863	93,010	1,970
Edney Building - 1100 Market St., Suite 300	250,742	-	368,107	175,656	-	443,193	180,426	716
SWC 400 Multifunction Devices	194,644	-	-	194,644	-	-	-	-
Eproval Epremium License Subscription	-	-	175,844	45,000	-	130,844	42,933	2,067
Oracle Cloud Applications Subscription	-	1,530	434,700	110,970	-	323,730	105,663	6,837
Oracle Cloud Managed Services Subscription	-	31,100	1,713,431	320,908	-	1,392,523	316,155	27,285
Oracle E-Business Suite Subscription	-	406	67,631	11,594	-	56,037	10,699	1,301
Oracle Cloud HCM Software Subscription	-	616	65,430	32,717	-	32,713	32,713	620
Small Gov't Term Enterprise Subscription	-	1,592	325,341	163,408	-	161,933	161,933	3,067
Splash BI Software Subscription	-	4,434	304,233	75,254	-	228,979	74,682	5,005
Tyler Software Subscription	-	2,214	186,210	92,016	-	94,194	94,195	1,920
Total tax supported leases	<u>1,639,183</u>	<u>55,173</u>	<u>3,640,927</u>	<u>1,519,763</u>	<u>-</u>	<u>3,760,347</u>	<u>1,324,914</u>	<u>62,081</u>
Total governmental activities	<u>134,548,721</u>	<u>5,836,829</u>	<u>3,640,927</u>	<u>19,474,471</u>	<u>-</u>	<u>118,715,177</u>	<u>19,066,466</u>	<u>4,950,176</u>

CITY OF CHATTANOOGA, TENNESSEE
 ANALYSIS OF GENERAL OBLIGATION DEBT
 June 30, 2023

ADJ-2022	Outstanding June 30, 2022	Interest Pd FY 2023	Issued FY 2023	Retired FY 2023	Refunded FY 2023	Outstanding June 30, 2023	Maturing FY 2024	Interest Payable FY 2024
BUSINESS TYPE ACTIVITIES:								
Interceptor Sewer System:								
Serial Bonds:								
	601,806	15,741	-	122,931	-	478,875	121,574	12,535
	<u>601,806</u>	<u>15,741</u>	<u>-</u>	<u>122,931</u>	<u>-</u>	<u>478,875</u>	<u>121,574</u>	<u>12,535</u>
2014 Municipal Public Improvement Refunding								
	7,103,903	178,572	-	2,439,300	-	4,664,603	2,512,992	104,880
	6,913,507	184,440	-	664,428	-	6,249,079	683,208	165,660
	14,909,046	290,412	-	850,032	-	14,059,014	867,180	273,264
	24,908,052	278,628	-	1,485,252	-	23,422,800	1,502,424	261,456
	50,455,819	820,536	-	2,893,908	-	47,561,911	2,942,616	771,828
	37,104,025	515,736	4,106,374	1,090,719	-	40,119,680	1,771,167	517,544
	857,985	12,852	-	39,408	-	818,577	40,020	12,240
	17,100,000	256,476	-	736,536	-	16,363,464	747,876	245,136
	2,897,452	54,173	25,018	54,894	-	2,867,576	117,434	58,785
	9,169,020	203,967	2,602,496	-	-	11,771,516	482,070	241,316
	28,548,450	326,760	-	1,356,312	-	27,192,138	1,372,272	310,800
	1,247,648	8,483	4,087,387	-	-	5,335,035	251,622	32,544
	<u>201,214,907</u>	<u>3,131,035</u>	<u>10,821,275</u>	<u>11,610,789</u>	<u>-</u>	<u>200,425,393</u>	<u>13,290,880</u>	<u>2,995,453</u>
Leases Payable:								
	12,978	11	-	12,978	-	-	-	-
	<u>12,978</u>	<u>11</u>	<u>-</u>	<u>12,978</u>	<u>-</u>	<u>-</u>	<u>-</u>	<u>-</u>
	<u>201,829,691</u>	<u>3,146,787</u>	<u>10,821,275</u>	<u>11,746,698</u>	<u>-</u>	<u>200,904,288</u>	<u>13,412,454</u>	<u>3,007,988</u>

CITY OF CHATTANOOGA, TENNESSEE
 ANALYSIS OF GENERAL OBLIGATION DEBT
 June 30, 2023

ADJ-2022	Outstanding June 30, 2022	Interest Pd FY 2023	Issued FY 2023	Retired FY 2023	Refunded FY 2023	Outstanding June 30, 2023	Maturing FY 2024	Interest Payable FY 2024
Solid Waste Fund:								
Serial Bonds:								
	1,199,618	31,402	-	245,228	-	954,390	242,523	25,005
	1,465,000	73,250	-	335,000	-	1,130,000	355,000	56,500
	<u>2,664,618</u>	<u>104,652</u>	<u>-</u>	<u>580,228</u>	<u>-</u>	<u>2,084,390</u>	<u>597,523</u>	<u>81,505</u>
Notes Payable:								
	76,443	1,745	-	37,885	-	38,558	38,558	314
	<u>76,443</u>	<u>1,745</u>	<u>-</u>	<u>37,885</u>	<u>-</u>	<u>38,558</u>	<u>38,558</u>	<u>314</u>
Leases Payable:								
	2,163	2	-	2,163	-	-	-	-
	<u>2,163</u>	<u>2</u>	<u>-</u>	<u>2,163</u>	<u>-</u>	<u>-</u>	<u>-</u>	<u>-</u>
	<u>2,743,224</u>	<u>106,399</u>	<u>-</u>	<u>620,276</u>	<u>-</u>	<u>2,122,948</u>	<u>636,081</u>	<u>81,819</u>

CITY OF CHATTANOOGA, TENNESSEE
 ANALYSIS OF GENERAL OBLIGATION DEBT
 June 30, 2023

	ADJ-2022 Outstanding June 30, 2022	Interest Pd FY 2023	Issued FY 2023	Retired FY 2023	Refunded FY 2023	Outstanding June 30, 2023	Maturing FY 2024	Interest Payable FY 2024
Stormwater Fund								
Serial Bonds:								
2013 Water Quality Bonds	2,485,000	83,869	-	355,000	-	2,130,000	355,000	69,668
2014 Municipal Public Improvement Refunding	295,914	7,752	-	60,537	-	235,377	59,869	6,173
2015 Series A Water Quality GO Bond	4,860,000	229,500	-	540,000	-	4,320,000	540,000	202,500
2017 Series B Refunding GO Bond	420,000	21,000	-	95,000	-	325,000	100,000	16,250
2019 Series A Water Quality GO Bond	2,900,550	135,359	-	241,712	-	2,658,838	241,713	123,273
Total serial bonds	10,961,464	477,480	-	1,292,249	-	9,669,215	1,296,582	417,864
Leases Payable:								
SWC 400 Multifunction Devices	4,325	4	-	4,325	-	-	-	-
Total leases payable	4,325	4	-	4,325	-	-	-	-
Total Stormwater Fund	10,965,789	477,484	-	1,296,574	-	9,669,215	1,296,582	417,864
Tennessee Valley Regional Communications Fund								
Leases Payable:								
SWC 400 Multifunction Devices	2,163	2	-	2,163	-	-	-	-
Total leases payable	2,163	2	-	2,163	-	-	-	-
Total TVRCS Fund	2,163	2	-	2,163	-	-	-	-
Total Business-Type Activities	215,540,867	3,730,672	10,821,275	13,665,711	-	212,696,431	15,345,117	3,507,671
TOTAL GENERAL OBLIGATION DEBT	350,089,588	9,567,501	14,462,202	33,140,182	-	331,411,608	34,411,583	8,457,847

CITY OF CHATTANOOGA, TENNESSEE
 ANALYSIS OF GENERAL OBLIGATION DEBT
 June 30, 2023

	ADJ-2022 Outstanding June 30, 2022	Interest Pd FY 2023	Issued FY 2023	Retired FY 2023	Refunded FY 2023	Outstanding June 30, 2023	Maturing FY 2024	Interest Payable FY 2024
PRIMARY GOVERNMENT REVENUE BONDS AND OTHER DEBTS								
Electric Power Board								
Revenue Bonds:								
2015A Electric System Revenue Bonds	180,845,000	-	-	-	-	180,845,000	11,160,000	6,903,731
2015B Electric System Revenue Bonds	6,310,000	-	-	-	-	6,310,000	1,595,000	109,328
2015C Electric System Revenue Bonds	25,085,000	-	-	-	-	25,085,000	870,000	1,167,100
2021 Electric System Revenue Bonds	71,080,000	-	-	-	-	71,080,000	-	1,741,300
Total revenue bonds	283,320,000	-	-	-	-	283,320,000	13,625,000	9,921,459
Total Electric Power Board	283,320,000	-	-	-	-	283,320,000	13,625,000	9,921,459
Chatt Downtown Redevelopment Corporation:								
Revenue Bonds:								
2018A IDB Rev Refunding 2007 Bonds	29,575,000	945,831	-	4,051,000	-	25,524,000	980,000	829,530
2018C IDB Rev Refunding 2010 Bonds Taxable	14,885,000	487,403	-	7,775,000	-	7,110,000	1,965,000	245,099
Total Chatt. Downtown Redev. Corp.	44,460,000	1,433,234	-	11,826,000	-	32,634,000	2,945,000	1,074,629
Total Primary Government	677,869,588	11,000,735	14,462,202	44,966,182	-	647,365,608	50,981,583	19,453,935
COMPONENT UNITS								
Metropolitan Airport Authority:								
Revenue Bonds:								
2020 Tax Exempt Garage	15,052,166	-	-	-	-	15,052,166	715,717	297,761
2020 Taxable Garage	4,101,474	-	-	-	-	4,101,474	511,754	63,764
Total revenue bonds	19,153,640	-	-	-	-	19,153,640	1,227,471	361,525
Total Metropolitan Airport Authority	19,153,640	-	-	-	-	19,153,640	1,227,471	361,525
Total Component Units	19,153,640	-	-	-	-	19,153,640	1,227,471	361,525

History of General Obligation Debt

The following table sets forth all outstanding general obligation bond and note indebtedness of the city at the end of the fiscal years 2017/19 through 2021/23, less applicable exclusions, adjusted to reflect the City's applicable share of County debt.

	2019	2020	2021	2022	2023
General Obligation Bonds by Purpose					
Sewer and Sewage Facilities	1,322,666	853,994	726,996	601,806	478,876
Municipal Public Improvement	163,322,335	167,191,007	150,333,005	142,783,195	124,831,125
Total Bonded Indebtedness	\$ 164,645,001	\$ 168,045,001	\$ 151,060,001	\$ 143,385,001	\$ 125,310,001
Revenue Bonds by Purpose					
CDRC Revenue Bonds	60,435,000	55,305,000	49,975,000	44,460,000	32,634,000
Total Revenue Bonded Indebtedness	60,435,000	55,305,000	49,975,000	44,460,000	32,634,000
Other Long-Term Indebtedness					
General Obligation Capital Outlay Notes	147,761,316	150,612,136	190,163,484	201,291,242	200,463,951
Tennessee Municipal Bond Fund	11,097,170	7,380,601	5,586,530	3,752,533	1,877,310
Capital Leases	4,101,248	2,713,547	1,323,484	455,510	3,760,347
Gross Direct Indebtedness	\$ 388,039,735	\$ 384,056,285	\$ 398,108,499	\$ 393,344,286	\$ 364,045,609
Less: Self-Supporting Indebtedness	266,592,168	260,612,579	290,096,186	288,907,569	271,311,102
Debt Service Fund	3,049,310	2,118,813	2,396,142	2,671,339	3,049,424
Net Direct Indebtedness	118,398,257	121,324,893	105,616,171	101,765,378	89,685,083
Plus: Estimated Net Overlapping Indebtedness	183,016,242	161,569,272	167,399,967	212,376,097	178,761,787
Net Direct and Overlapping Indebtedness	\$ 301,414,499	\$ 282,894,165	\$ 273,016,138	\$ 314,141,475	\$ 268,446,870

**CITY OF CHATTANOOGA
HISTORICAL DEBT RATIOS**

For fiscal year ending June 30, 2023 (unaudited)

Year ended June 30	2014	2015	2016	2017	2018	2019	2020	2021	2022	2023
Estimated population(1)	173,366	173,366	176,588	177,571	179,139	180,557	182,799	182,799	182,113	184,086
Appraised property valuation	\$ 15,754,641,402	\$ 15,484,126,401	\$ 16,253,882,118	\$ 16,617,849,120	\$ 18,515,514,113	\$ 18,964,225,231	\$ 23,200,776,303	\$ 19,899,791,161	\$ 24,548,314,465	\$ 25,224,433,549
Assessed property valuation	4,955,263,249	5,044,607,410	\$ 5,111,025,892	\$ 5,225,896,880	\$ 5,917,809,652	\$ 6,027,489,565	\$ 6,150,007,885	\$ 6,234,412,936	\$ 7,722,694,431	\$ 7,989,899,538
Gross indebtedness (2)	422,909,531	404,376,144	442,659,694	435,929,169	421,599,947	388,039,735	384,056,285	398,108,499	393,344,286	364,045,608
Less: Self-supporting indebtedness(3)	257,073,903	255,342,366	279,996,798	282,579,251	283,502,826	266,592,168	260,612,579	290,096,186	288,907,677	271,311,101
Debt Service Fund	5,020,753	3,446,011	2,161,977	1,778,396	2,990,089	3,049,311	2,118,813	2,396,142	2,671,339	3,049,423
Net direct indebtedness	160,814,875	145,587,767	160,500,919	151,571,522	135,107,032	118,398,256	121,324,893	105,616,171	101,765,270	89,685,084
Plus: Estimated net overlapping indebtedness	146,010,740	164,152,697	170,209,506	158,510,550	204,647,086	183,016,242	161,569,272	167,399,967	212,376,097	178,761,786
Net direct and overlapping indebtedness	\$ 306,825,615	\$ 309,740,464	\$ 330,710,425	\$ 310,082,072	\$ 339,754,118	\$ 301,414,498	\$ 282,894,165	\$ 273,016,138	\$ 314,141,367	\$ 268,446,870
Gross debt per capita	\$ 2,439.40	\$ 2,332.50	\$ 2,506.74	\$ 2,454.96	\$ 2,353.48	\$ 2,149.13	\$ 2,100.98	\$ 2,177.85	\$ 2,159.89	\$ 1,977.58
Net direct debt per capita	927.60	839.77	908.90	853.58	754.20	655.74	663.71	577.77	558.80	487.19
Net direct and overlapping debt per capita	1,769.81	1,786.63	1,872.78	1,746.24	1,896.59	1,669.36	1,547.57	1,493.53	1,724.98	1,458.27
Gross debt to appraised valuation	2.68%	2.61%	2.72%	2.62%	2.28%	2.05%	1.66%	2.00%	1.60%	1.44%
Net direct debt to appraised valuation	1.02%	0.94%	0.99%	0.91%	0.73%	0.62%	0.52%	0.53%	0.41%	0.36%
Net direct and overlapping debt to appraised valuation	1.95%	2.00%	2.03%	1.87%	1.83%	1.59%	1.22%	1.37%	1.28%	1.06%
Gross debt to assessed valuation	8.53%	8.02%	8.66%	8.34%	7.12%	6.44%	6.24%	6.39%	5.09%	4.56%
Net direct debt to assessed valuation	3.25%	2.89%	3.14%	2.90%	2.28%	1.96%	1.97%	1.69%	1.32%	1.12%
Net direct and overlapping debt to assessed valuation	6.19%	6.14%	6.47%	5.93%	5.74%	5.00%	4.60%	4.38%	4.07%	3.36%

(1) Population figures for all years are estimates.

(2) Gross indebtedness excludes revenue bonds payable by the Electric Power Board of Chattanooga and the Metropolitan Airport Authority

(3) The self-supporting debt includes Sewer Bonds and municipal public improvement bonds supported by Hotel Motel taxes, CDRC capital lease, HUD Sec. 108 Notes.

Debt Service Fund Revenues

Fiscal Years 2021-2024

Revenue Source	Actual FY 20/21	Actual FY 21/22	Budget FY 22/23	Budget FY 23/24	Budget '23 Inc/(Dec)	% Change FY 23/24	% of Total
General Fund	20,417,289	19,924,060	19,878,455	19,976,654	98,199	0.49	81.95
Golf Courses	75,442	63,712	56,582	85,566	28,984	51.22	0.35
City Hotel/Motel Tax	3,879,450	3,811,585	3,944,430	4,005,769	61,339	1.56	16.43
CDBG (Fannie Mae Loan)	332,507	324,699	316,895	310,006	(6,889)	(2.17)	1.27
Transfer			-	-	-	0.00	0.00
Total Debt Service Fund	\$24,704,688	\$24,124,056	\$24,196,362	\$24,377,995	\$181,633	0.75	100.00
Grand Total	\$24,704,688	\$24,124,056	\$24,196,362	\$24,377,995	\$181,633	0.75	100.00

Debt Service Fund Expenditures

Fiscal Years 2021-2024

Expenditures	Actual FY 20/21	Actual FY 21/22	Budget FY 22/23	Budget FY 23/24	Budget '23 Inc/(Dec)	% Change FY 23/24	% of Total
Principal	18,153,780	18,145,412	18,010,375	18,326,297	315,922	1.75	75.18
Interest	6,239,483	5,669,071	6,085,987	5,951,698	(134,289)	(2.21)	24.41
Service Charges	36,843	31,629	100,000	100,000	-	0.00	0.41
Total Debt Service Fund	\$24,430,106	\$23,846,112	\$24,196,362	\$24,377,995	\$181,633	0.75	100.00
Grand Total	\$24,430,106	\$23,846,112	\$24,196,362	\$24,377,995	\$181,633	0.75	100.00
Per Capita	132.35	129.18	130.48	131.46	0.98	0.75%	

Capital Project Summary

Fund Structure

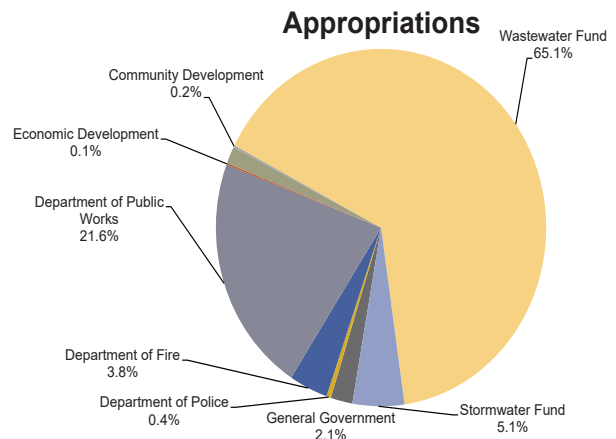
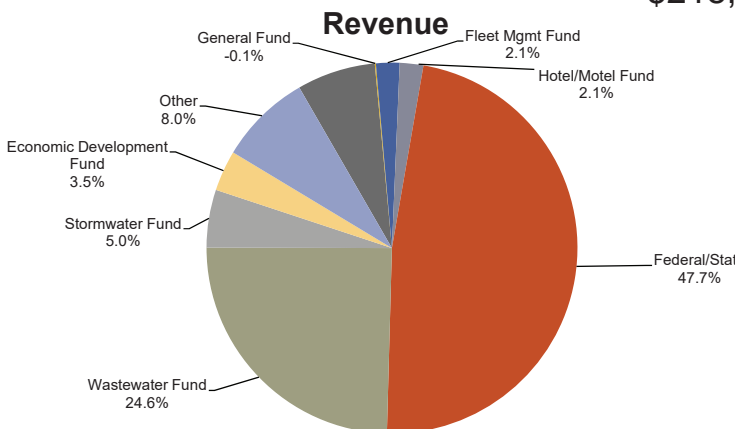
The Capital Projects departments are used for the acquisition and construction of major capital facilities. The basis of budgeting is modified accrual for all except Enterprise Funds (Wastewater, Stormwater, and Solid Waste) which are full accrual. Included funds are Police, Fire, Public Works, Economic & Community Development, Parks & Outdoors, General Government, Early Learning, Wastewater, and Stormwater.

Prior Year DETAIL	Budget FY23
General Government	10,533,171
Department of Police	8,600,000
Department of Fire	8,300,000
Department of Public Works	29,049,670
Economic Development	38,019,000
Parks and Outdoors	1,175,750
Early Learning	425,000
Wastewater (ISS) Fund	97,000,000
Stormwater (Water Quality) Fund	9,835,000
Total Capital Project Summary	202,937,591

Funding Sources	FY23/24
GO Bonds	15,000,000
General Fund Operations	2,500,000
General Fund Reserves	(2,700,000)
Economic Development	7,750,000
Fleet Management Fund	4,500,000
Hotel/Motel Tax Fund	4,500,000
State Street Aid Oper/Reserve	1,000,000
State of Tennessee	25,128,934
Federal	6,600,000
Sewer Oper/Reserves	53,850,000
State Revolving Loan	46,700,000
WQ Oper/Reserves	11,042,500
WIFIA Loan	25,000,000
Other	17,601,388
Total	218,472,822

Appropriations	FY23/24
General Government	4,672,830
Department of Police	950,000
Department of Fire	8,300,000
Department of Public Works	47,175,440
Economic Development	300,000
Parks and Outdoors	3,415,000
Community Development	400,000
Wastewater Fund	142,217,052
Stormwater Fund	11,042,500
Total	218,472,822

FY 23/24 Revenue & Appropriation Fund
\$218,472,822



Capital Fund Revenues

Fiscal Years 2021 - 2024

Revenue Source	Actual FY 20/21	Actual FY 21/22	Budget FY 22/23	Budget FY 23/24	BUDGET '24 INC/(DEC)	%	
						CHANGE FY 23/24	OF TOTAL
General Fund Revenues	3,243,711	16,875,000	35,500,000	(200,000)	(35,700,000)	-100.6%	-0.1%
State/Federal Grants	2,230,123	1,456,723	6,843,091	31,728,934	24,885,843	363.7%	14.5%
Economic Development Fund	20,288,500	11,487,000	8,250,000	7,750,000	(500,000)	-6.1%	3.5%
General Obligation Bonds/Capital Lease	-	3,339,658	30,000,000	15,000,000	(15,000,000)	-50.0%	6.9%
Fleet Lease Program	5,589,162	4,950,000	4,500,000	4,500,000	-	0.0%	2.1%
Hotel/Motel Tax Collections	-	500,000	4,000,000	4,500,000	500,000	12.5%	2.1%
Wastewater	19,721,640	23,983,395	50,000,000	53,850,000	3,850,000	7.7%	24.6%
State Revolving Loan/WIFIA	65,393,212	53,616,693	47,000,000	71,700,000	24,700,000	52.6%	32.8%
Solid Waste	26,125	-	-	-	-	N/A	0.0%
Stormwater	6,489,127	6,650,176	9,835,000	11,042,500	1,207,500	12.3%	5.1%
State Street Aid	2,962,238	-	1,050,000	1,000,000	(50,000)	-4.8%	0.5%
Contributions and Donations	6,566,484	193,000	-	-	-	N/A	0.0%
Other	2,355,218	711,415	5,959,500	17,601,388	11,641,888	195.4%	8.1%
	\$134,865,540	\$123,763,060	\$202,937,591	\$218,472,822	15,535,231	7.7%	100.00%

Revenues

The City funds its capital program through a variety of sources including current operations and reserves.

Funding for the FY 2021 Capital Budget is provided by a General Fund contribution of \$3,500,000, the entire amount of \$3,500,000 was contributed from reserves. General Obligation Bonds are \$40,000,000, State of Tennessee and Federal grants of \$17,057,561, Economic Development Fund \$18,000,000, Fleet Lease Program \$5,000,000, State Revolving Loan \$20,000,000 Wastewater funding total of \$36,450,000 which includes reserves of \$14,650,000, and operations of \$21,800,000. Tennessee Valley Regional Communication System Reserve (TVRCS) of \$800,000, Stormwater funding total is \$6,636,941 which includes External sources of \$163,573, and operations of \$6,473,368, and Solid Waste funding totals of \$209,000.

Funding for the FY 2022 Capital Budget is provided by a General Fund contribution of \$17,325,000, of that amount \$4,100,000 was contributed from General Fund operations, and \$13,225,000 was contributed from reserves. General Obligation Bonds \$5,000,000, State of Tennessee and Federal grants of \$12,150,000, Economic Development Fund \$9,000,000, Fleet Lease Program \$4,500,000, State Revolving Loan \$25,000,000, WIFIA Loan \$36,000,000, Wastewater funding total of \$54,000,000 which includes reserves of \$25,700,000, and operations of \$28,300,000. Tennessee Valley Regional Communication System Reserve (TVRCS) of \$800,000, and Stormwater funding total is \$6,660,000.

Funding for the FY 2023 Capital Budget is provided by a General Fund contribution of \$35,500,000, of that amount \$2,500,000 was contributed from General Fund operations, and \$33,000,000 was contributed from reserves. State of Tennessee and Federal grants of \$6,843,091, Economic Development Fund \$8,250,000, Fleet Lease Program \$4,500,000, Hotel/Motel Funds \$4,000,000, State Revolving Loan \$10,000,000, WIFIA Loan \$37,000,000, Wastewater funding total of \$50,000,000 which includes reserves of \$24,500,000, and operations of \$25,500,000. Stormwater funding total is \$9,835,000.

Funding for the FY 2024 Capital Budget is provided by a General Fund contribution of \$12,500,000, of that amount \$2,500,000 was contributed from General Fund operations, and \$10,000,000 was contributed from reserves. \$12,700,000 of previously contributed reserves were unappropriated. State of Tennessee and Federal grants of \$31,728,934, Economic Development Fund \$7,750,000, Fleet Lease Program \$4,500,000, Hotel/Motel Funds \$4,500,000, State Revolving Loan \$46,700,000, WIFIA Loan \$25,000,000, Wastewater funding total of \$53,850,000 which includes reserves of \$26,801,354, and operations of \$27,048,646. Stormwater funding total is \$11,042,500.

Capital Fund Expenditures
Fiscal Years 2021 - 2024

Expenditures	Actual	Actual	Budget	Budget	BUDGET '24 INC/(DEC)	%	% OF TOTAL
	FY 20/21	FY 21/22	FY 22/23	FY 23/24		CHANGE FY 23/24	
Police	975,550	1,845,876	8,600,000	950,000	(7,650,000)	-88.95%	0.43%
Fire	79,423	436,690	8,300,000	8,300,000	-	0.00%	3.80%
General Government	6,043,688	9,676,183	10,533,171	4,672,830	(5,860,341)	-55.64%	2.14%
Economic Development	3,150,110	534,818	38,019,000	300,000	(37,719,000)	-99.21%	0.14%
Transportation	17,818,125	-	-	-	-	0.00%	0.00%
Community Development	-	5,152,634	-	400,000	400,000	100.00%	0.18%
Early Learning	-	439,708	425,000	-	(425,000)	-100.00%	0.00%
Youth & Family Development	1,133,678	-	-	-	-	0.00%	0.00%
Parks and Outdoors	59,677	3,373,474	1,175,750	3,415,000	2,239,250	190.45%	1.56%
Public Works All Funds:	64,127,230	126,209,366	135,884,670	200,434,992	64,550,322	47.50%	91.74%
<i>Public Works</i>	9,865,390	16,755,471	29,049,670	47,175,440	18,125,770	62.40%	21.59%
<i>Wastewater Fund</i>	52,062,496	100,786,714	97,000,000	142,217,052	45,217,052	46.62%	65.10%
<i>Solid Waste Fund</i>	29,403	16,071	-	-	-	0.00%	0.00%
<i>Stormwater Fund</i>	2,169,941	8,651,110	9,835,000	11,042,500	1,207,500	12.28%	5.05%
TVRCS	2,531,538	-	-	-	-	0.00%	0.00%
Total Capital Projects	\$95,919,019	\$147,668,749	\$202,937,591	\$218,472,822	\$15,535,231	7.66%	100.00%

Expenditures

The appropriations to the Capital Improvements Budget are analyzed on a year to year basis. As priorities shift, the Capital Improvements Budget will vary to reflect this. Presented here is a brief overview of each department's appropriation.

POLICE
FY 2024 Budget **\$ 950,000**
% of Total Capital Budget **0.43%**
Decrease From FY 2023 **-7,650,000**
Change **-88.95%**

The FY 2024 Police Department's capital includes a continued focus on technology advancements to be more efficient and effective policing. Items includes \$400K laptops and \$550K towards the new law enforcement training center.

FIRE
FY 2024 Budget **\$8,300,000**
% of Total Capital Budget **3.80%**
Growth From FY 2023 **0.00**
% Change **0.00%**

The FY 2024 appropriation for the Fire Department includes \$4.9M for the Apparatus Replacement Plan, and \$3M towards a Fire Training Tower Replacement. Other projects include capital maintenance and Fire Training Center upgrades.

PUBLIC WORKS (All Funds)
FY 2024 Budget **\$200,434,992**
% of Total Capital Budget **91.74%**
Growth From FY 2023 **64,550,322**
% Change **47.50%**

The FY 2024 Public Works' capital appropriation includes maintenance to City buildings, pavement management, bridge and sidewalk repairs, Fleet Capital, Improvements to the Wastewater, and Stormwater Systems.

GENERAL GOVERNMENT
FY 2024 Budget **\$4,672,830**
% of Total Capital Budget **2.14%**
Decrease From FY 2023 **-5,860,341**
% Change **-55.64%**

The FY 2024 General Government capital budget includes funding for rehabilitation of administration, maintenance, and intermodal facilities. Other funding supports the 4th year of the Creative Discovery 5 Year Capital Campaign. Technology projects include network renovations to the City Hall campus, and Smart City Testbed Expansion.

ECONOMIC DEVELOPMENT

FY 2024 Budget	\$300,000
% of Total Capital Budget	0.14%
Decrease From FY 2023	-37,719,000
% Change	-99.21%

The FY 2024 appropriation for Economic Development includes \$300K for Land Acquisition for the Lead Abatement Program.

COMMUNITY DEVELOPMENT

FY 2024 Budget	\$ 400,000
% of Total Capital Budget	0.18%
Growth From FY 2023	400,000
% Change	100.00%

The FY 2024 appropriation for Community Development includes improvements to support the Hixson and Washington Hills Community Centers.

PARKS AND OUTDOORS

FY 2024 Budget	\$ 3,415,000
% of Total Capital Budget	1.56%
Growth From FY 2023	2,239,250
% Change	190.45%

The FY 2024 appropriation for Park and Outdoors includes Skatepark maintenance, Lynnbrook Park Maintenance, ADA Repairs, park plannings, sign, and improvements. The appropriation also \$1.3M includes funds toward Provence Park.

Introduction

The FY24-28 Capital Improvement Plan (CIP) is the City of Chattanooga's five-year plan for capital improvement throughout Chattanooga. The first year of the CIP is the fiscally constrained budget, whereas the successive years are a roadmap for future action. Maintaining critical infrastructure, investing in public safety, reimagining great outdoor spaces, delivering effective services to all Chattanoogaans, and more; this CIP continues the City's investment in the goals and strategies of the One Chattanooga strategic plan. The information below provides summaries of the projects included in the FY24 capital budget. Funding sources for these projects include reserve funds, general obligation bonds, grants, external funds, internal service funds, and state loan funds.

General Government Projects

Better Government

Projects Funded: 8

Total Funding: \$5,947,000

% External Funding: 11%

City Hall Annex Renovation

Replacement of existing elevator and additional renovation at City Hall Annex

City Network Rebuild

Refresh of network infrastructure essential for City operations

Digital Infrastructure Investments

Citywide branding and website implementation

DRC Roof Replacement

Replacement of the Development Resource Center roof at the end of its useful life and installation of solar array to reduce energy costs

Google Workspace Back-up

Email retention compliance update and expansion

Major Capital Maintenance Improvements Downtown Campus & Other Facilities

This funding will address major building system elements at City facilities identified in the Facilities Assessment Evaluations, such as HVAC systems, roofing system replacements, structural repairs, floor replacements, restroom rehabilitation, building code upgrades, and ADA Compliance.

Security Compliance Tools

Cyber Security risk assessment and management network security tools

Wood Recycle Services Relocation

Grading, filling, installation of electrical infrastructure to support the relocation of the Brush and Trash Operations to the New Wood Recycle Management Building

Economic Development

Projects Funded: 1

Total Funding: \$300,000

% External Funding: 0%

Land Acquisition - Lead Abatement Program

Acquisition of property for storage related to EPA-funded lead abatement program

Education

Projects Funded: 1

Total Funding: \$100,000

% External Funding: 0%

Ignite Discovery Capital Campaign

Year four of five year funding commitment to the Creative Discovery Museum's capital campaign to enhance visitors' experience and ensure long term sustainability

Fleet

Projects Funded: 2

Total Funding: \$5,775,000

% External Funding: 0%

Fleet Capital Infusion

Appropriate Fleet Program Reserve funds so that they may be used to replace vehicles currently in the program that are at the end of their lease terms

Refuse Trucks

Purchase of new refuse trucks to replace existing trucks and expand refuse collection

Neighborhoods

Projects Funded: 5

Total Funding: \$1,800,000

% External Funding: 11%

CDBG Sidewalks

Construction of sidewalks in designated low income neighborhoods where pedestrian travel is necessary for many residents

Community Center Swimming Pool Repairs

Repairs to community center swimming pools

Hixson Community Center

Repair and remodeling of Hixson Community Center including the auditorium

Major Capital Maintenance Improvements Community Centers

This funding will address major building system elements at Community Centers identified in the Facilities Assessment Evaluations, such as HVAC systems, roofing system replacements, structural repairs, floor replacements, restroom rehabilitation, building code upgrades, and ADA Compliance.

Washington Hills Community Center

Design for the Washington Hills Community Center

Outdoors

Projects Funded: 6

Total Funding: \$3,415,000

% External Funding: 0%

Chattanooga Skatepark

Construction of the new Chattanooga Skatepark currently in design

Lynnbrook Park

Additional funding for Lynnbrook Park construction due to increased construction costs

Parks and Outdoors Plan Deferred Maintenance

Implementation of recommendations for Deferred Maintenance from the Parks and Outdoors Plan

Parks and Outdoors Plan Recommended Master Plans

The Parks and Outdoors Plan recommends several major renovations plus New Parks, Greenways, and Blueways. Master Plans are the first step towards implementation of the plan's recommendations and include public engagement through schematic design to determine the community-driven scope for each park identified.

Provence Park

Creation of a new City park to bring the City into compliance with Tennessee Department of Environment and Conservation and National Park Service and to restore eligibility for Outdoor Recreation Legacy Partnership and Land and Water Conservation funding.

Schoolyards Program

In coordination with the Trust for Public Land, expansion of park access through existing schoolyards as identified in the Parks and Outdoors Plan

Public Safety

Projects Funded: 8

Total Funding: \$9,411,000

% External Funding: 19%

Apparatus Replacement Plan

The Chattanooga Fire Department's Apparatus Replacement Plan (ARP) strategically plans toward the replacement of fire response apparatus. Of all of the vehicles used by the department, these are the frontline workhorses of the department. Firefighters provide exceptional service every hour of every day, and they could not do it without fire apparatus. FY24 and future year funding will replace apparatus which are at the end of their useful life and implement an ongoing replacement schedule.

Citywide Camera Refresh

The Department of Technology Services maintains the support and functionality of the citywide camera system including maintenance, damage, licensing and end-of-life replacement. This funding will be used to maintain devices, refresh old equipment, and schedule new installations.

Fire Station Capital Maintenance

Fire station and building maintenance is vital to ensuring a healthy and operable place for firefighters to work and live. This project will fund major maintenance projects, including HVAC repair, roof repair, exhaust systems, security systems, and more.

Fire Training Tower Replacement

In partnership with the Hamilton County Office of Emergency Management and Homeland Security, the Chattanooga Fire Department will demolish the old training tower, and design and build a new replacement fire training tower to be used for skill-based training in various disciplines for both fire cadets and current firefighters. The new tower will be a part of the regional training facility for other departments, including all of the Hamilton County volunteer agencies.

Law Enforcement Training Center

Design and construction of the new Law Enforcement Training Center to replace the existing firing range and consolidate other training activities held in various temporary locations

Police Laptop Replacement

Replacement of outdated and inefficient CPD laptops

Station #15 Replacement

Additional funding toward the construction of the Station #15 Replacement due to increased construction costs

Station #2 Apparatus

Apparatus, equipment, and additional costs for new Station #2

Roads and Bridges

Projects Funded: 9

Total Funding: \$33,841,882

% External Funding: 44%

Bridge Maintenance

The bridges program aims to fund necessary maintenance and rehabilitation to the city's network of approximately 85 structures. This funding will be used for general maintenance work to be performed by contracted crews, response to any emergencies that damage bridges, and will be used to fund significant bridge capital projects.

Hamilton Place Boulevard

This project will modify Hamilton Place Boulevard at the I-75/Hamilton Place Interchange to accommodate revised traffic patterns from the Interchange Modification Project being designed and implemented by TDOT.

Lake Resort Slope Repair

This project will construct a permanent repair to Lake Resort Dr. that experienced failure from excessive rainfall in 2019.

Pavement Management

These funds are used for the City's annual resurfacing contract. They are a critical part of comprehensive pavement management that includes paving and preventative maintenance techniques.

Smart City Testbed Expansion

Expansion of Smart City testbed along McCallie Ave. and Bailey Ave.

Traffic Signal Infrastructure Maintenance

This funding will be used to maintain, refresh and upgrade the City of Chattanooga's intersection traffic signals, signal controls, software and technical maintenance. There are 380 intersections in the City that are maintained by the Department of Technology Services - Smart Cities Division.

Walnut Street Bridge

Repair and rehabilitation of the Walnut Street bridge in downtown Chattanooga

Wilcox Blvd. Bridge

This project will replace the existing structurally deficient Wilcox Boulevard Bridge over the DeButts Railyard. The replacement structure will include a multimodal path and support development of a pedestrian connection from East Chattanooga to the Riverwalk.

Transit

Projects Funded: 1

Total Funding: \$1,634,830

% External Funding: 0%

CARTA Vehicles & Equipment

This project is for the rehabilitation and maintenance of CARTA's intermodal facilities, vehicles, and equipment. This funding is the local match of state and federal funds received directly by CARTA.

Enterprise Funds

Wastewater Projects

Projects Funded: 35

Total Funding: \$142,217,052

% External Funding: 12%

23rd St Pump Station Improvements

This project includes making capital improvements to the 23rd Street Pump Station within the screening room, dry well, wet well, electrical room, and the site, in general.

Anaerobic Digester Rehab

Improvements to the overall digester process so the plant can reduce the volume of biosolids produced, decrease chemical usage, and energy usage

Citico Force Main Replacement

This project includes rehabilitation of the 30" force main exiting the Citico pump station, located on the south side of the Tennessee River near Citico Creek along Riverside Drive.

E2I2 SSO Abatement Program

This project is the overall E2I2 program, which includes the development of a feasibility study to determine the size, location, and required infrastructure improvements needed to construct EQ stations with 47 MGD of capacity in 3 strategic locations. This project is a cooperative, cost-sharing undertaking with WWTa that will yield savings for tax and ratepayers in Chattanooga and HCWWTa while providing the benefit of schedule extensions on certain components of the City of Chattanooga's EPA Consent Decree.

Equipment Purchases

Purchase of necessary equipment including a mini trackhoe, a scissor lift, a portable light tower, new Kubotas and dumpster replacements

Focused SSES and Rehab - Phase II

This project involves completing Sanitary Sewer Evaluation Studies (SSES) and the rehabilitation of sanitary sewer pipes in twenty-four of Chattanooga's Sewersheds, as directed in the Consent Decree. These repairs will help reduce sanitary sewer overflows in the Sewersheds and will increase overall collection system capacity to the MBWWTP.

Highland Park Pump Station Improvements

This project includes improvements to the Highland Park wet weather Pump Station including the full rehabilitation of the pump station, replacement of pumps with VFDs, replacement of all electrical and MCC, new discharge piping, new safety grating, and wet well lining.

Influent Pump Station Improvements (IPS Screen Bypass)

This project includes the addition of a bypass system to allow for flow through the Influent Pump Station (IPS) and to the MBEC process during blinding conditions of the IPS screen, as well as the replacement of the bar screens.

ISS Capacity Improvements - Creekside Preserve

This project includes making unidentified capacity improvements across the collection system to decrease SSOs.

Long Term Control Plan Upgrades

This project will result in an Additional Operational Plan for the Chattanooga Creek CSO Outfalls, which will augment Chattanooga's current CSO control measures with additional long-term controls that will ensure that discharges from these CSOs comply with State water quality standards.

MBWWTP Electrical Upgrades (S&C Switches)

Switches are outdated and obsolete and need replacement prior to catastrophic failure or safety issues arise during switching or operation

MBWWTP EQ - UNOX Piping Improvements

This project includes the design and construction of parallel conveyance piping and manifolds to provide reliability from the EQ pump station to the UNOX basins. The piping includes various lengths of 84-inch, 42-inch and 36-inch diameters. Also included is a flow-splitter structure with actuated slide gates.

MBWWTP North Recycle Pump Station

Project involves the design and construction of a new recycle pump station at the MBWWTP and moving drain piping effluent more efficiently to the discharge locations

MBWWTP Oxygen Plant Replacement

This project includes the replacement of the MBWWTP Oxygen Plant, which has reached its end of life, and needs to be replaced to continue reliable MBWWTP operations.

MBWWTP Solids Process Optimization Implementation - Phase 4 (Digester/THP Improvements)

The project consists of solids handling facilities including pre-thickening and cake storage, THP and post-THP equipment provided by a vendor, steam generation/cooling, sludge blending, and anaerobic digesters. This new process will allow for continued operations and will increase performance in the solids handling process.

MBWWTP Wet Weather Treatment Upgrade

This project will design and build selected alternatives identified during the Wet Weather Treatment Upgrade feasibility analysis.

New Biosolids Staging Area

Due to a reduction of available space for the current Biosolids staging area, a new area is needed that is larger and is covered. This would help with over stockpiling out at farms and decrease runoff concerns on the farms.

Office Space Expansion/Renovation

Evaluation of existing facilities and the potential need for additional space to accommodate staff. Design of interior renovations in multiple structures or design of a proposed structure.

Program Management For Consent Decree

This project is the annual renewal of the scope and fee of program management services for the implementation of the EPA CD program.

Sandwitch Road Point Repairs

Two extensive point repairs for Sandwitch Road

Sandwitch Road Sewer Lining

Sewer lining for Sandwitch Road

Sewer Bypass Pumps

Equipment needed for sewer line repair and maintenance

Sewer Line Extensions

Sewer line extensions to serve individual lots previously annexed and not currently served with sewer

Shop Equipment and Tool Room

Replacement of aging shop equipment

Shop Storage and Organization

Improvement of shop storage and organization

Smart Sewer Implementation

Implementation of smart sewers will allow for improved operations by progressively installing smart sensors at strategic locations of the system and real-time control based on the information communicated by these sensors.

Software Upgrades

Upgrades to Cityworks and pipe coding software

South Chick Pump Station Improvements

This project includes making capital improvements to the South Chick PS. These improvements are designed to improve the capacity, performance and reliability of the station and help to reduce sanitary sewer overflows in the area.

Training Center Expansion

Expansion of training center to accommodate larger group meetings and hands-on technical training

Vehicle Purchases

Purchase of new CCTV truck, maintainer, and other vehicles for all Wastewater divisions

Warehouse Racking

Warehouse racking and shelving was not included in the warehouse project budget and is needed to replace current racking to equip the new warehouse space.

Wet Weather Storage Phase 4 - South Chic PS

This project is a major component of the ISS plan to reduce system overflows and stay within compliance of the EPA mandated Chattanooga Consent Decree Program.

Wet Weather Storage Phase 6 - Hixson PS #1

This project is a major component of the ISS plan to reduce system overflows and stay within compliance of the EPA mandated Chattanooga Consent Decree Program

Wilcox Blvd Chronic SSO

This project includes making unidentified capacity improvements across the collection system to decrease SSOs

Stormwater Projects

Projects Funded: 18

Total Funding: \$11,042,500

% External Funding: 0%

3469 Brainerd Rd.

Design and construction of a new storm drainage separation line across Brainerd Rd.

Automated Flood Warning System

Automated flood warning system for flood prone streets around the City

Briarwood Circle

Identification of various problem areas caused by flooding and improvements to City infrastructure to alleviate the impacts to neighboring properties

Broad Street - MLK to Aquarium Way

Design and construction of a new storm drainage separation line along Broad Street

Dartmouth/Five Points Watershed SIP

Multi-phase stormwater infrastructure replacement project. Rapid development in past years has caused increased runoff potential in the area and taxed an undersized, aging system.

Drainage Projects

Design and construction of various locations across the City to address localized flooding

Floodplain Modeling

Provide accurate, up-to-date information regarding flood levels, flood risk and associated hazards for areas within the City of Chattanooga in conformance with current FEMA standards

Green Infrastructure SOV Bank

Implement numerous innovative projects to mitigate existing stormwater impacts to watersheds, streams, and rivers

Heavy Equipment

New equipment to replace existing and aging equipment for continued service on water quality projects

On-Call Landscape Design

These services will provide landscape designs on blanket contract for green infrastructure and water quality projects

Stormwater Asset Management Plan

Creation of a Stormwater Asset Management Plan and Master Plan. Proactive efforts to assess existing stormwater infrastructure and prioritize rehab, replacement or installation of infrastructure to continue to provide a high level of service

Stream Buffer Conservation

Implement a stream buffer program that benefits and improves streambank stabilization, erosion/sediment control, promotes habitat and wildlife along with reducing the impact from floods

Stream Restoration/Various Sites

Reduce peak flow velocities which contribute to stream bank erosion, improving water quality downstream, restoring ecological habitat, and reducing peak flood stages

TN Riverbank Stabilization Project

Series of projects to provide emergency stabilization along the TN Riverbanks

USACE/FEMA Floodplain Culvert Replacement Projects

Culvert replacement project to replace undersized culverts in FEMA mapped stream segments to 100 year conveyance capacity

Wisdom St - Upper Citico Culvert

Series of culvert upgrades and replacements within Citico Creek area due to flooding issues

WQ TMDL & Land Management

To preserve and enhance the quality of the physical environment with projects that meet the TMDL and WQ regulatory changes. These various projects will consist of planning, design, and construction to manage water quantity and improve water quality on City owned property.

WQ Vehicles

Purchase of City vehicles not currently in the Fleet replacement program

RESOLUTION NO. 31653

A RESOLUTION ADOPTING A FIVE-YEAR CAPITAL IMPROVEMENT PLAN FOR FISCAL YEARS 2024-2028, SUBJECT TO FUTURE REVISION; A COPY OF WHICH IS ATTACHED HERETO AND MADE A PART HEREOF BY REFERENCE.

BE IT RESOLVED BY THE CITY COUNCIL OF THE CITY OF CHATTANOOGA, TENNESSEE, That there be and is hereby adopted a five-year Capital Improvement Plan for Fiscal Years 2024-2028 for the City of Chattanooga, subject to future revisions; a copy of which is attached hereto and made a part hereof by reference.

ADOPTED: June 13, 2023

City of Chattanooga
 5 YEAR PLAN FY24 - FY28
 Capital Budget Summary by Project

	Proposed FY24	Proposed FY25	Proposed FY26	Proposed FY27	Proposed FY28	5 Year Total
General Governmental	65,213,270	72,970,700	68,200,000	61,750,000	49,700,000	317,833,970
General Government	4,672,830	2,600,000	1,200,000	1,200,000	1,200,000	10,872,830
Technology Services	2,938,000	1,000,000	800,000	800,000	800,000	6,338,000
City Network Rebuild	400,000	400,000	400,000	400,000	400,000	2,000,000
Citywide Camera Refresh	161,000	200,000	200,000	200,000	200,000	961,000
Digital Infrastructure Investments	77,000	-	-	-	-	77,000
Google Workspace Back-up	200,000	200,000	-	-	-	400,000
Security Compliance Tools	100,000	-	-	-	-	100,000
Smart City Testbed Expansion	1,850,000	-	-	-	-	1,850,000
Traffic Signal Infrastructure Maintenance	150,000	200,000	200,000	200,000	200,000	950,000
Traffic Signal Upgrades	-	100,000	100,000	100,000	100,000	400,000
Chattanooga Area Regional Transportation Authority	1,634,830	1,500,000	400,000	400,000	400,000	4,334,830
CARTA Vehicles & Equipment	1,634,830	1,500,000	400,000	400,000	400,000	4,334,830
Creative Discovery Museum (A.O.)	100,000	100,000	-	-	-	200,000
Ignite Discovery Capital Campaign (A.O.)	100,000	100,000	-	-	-	200,000
Community Development	400,000	-	-	-	-	400,000
Community Development	400,000	-	-	-	-	400,000
Hixson Community Center	150,000	-	-	-	-	150,000
Washington Hills Community Center	250,000	-	-	-	-	250,000
Police Department	950,000	5,600,000	6,900,000	6,550,000	3,100,000	23,100,000
Police Department	950,000	5,600,000	6,900,000	6,550,000	3,100,000	23,100,000
Law Enforcement Training Center	550,000	4,750,000	6,050,000	6,050,000	2,600,000	20,000,000
Police Laptop Replacement	400,000	350,000	350,000	-	-	1,100,000
Police Service Renovation	-	500,000	500,000	500,000	500,000	2,000,000
Fire Department	8,300,000	6,150,700	5,900,000	5,900,000	5,800,000	32,050,700
Fire Department	8,300,000	6,150,700	5,900,000	5,900,000	5,800,000	32,050,700
Apparatus Replacement Plan	2,500,000	4,400,000	4,400,000	1,500,000	1,500,000	14,300,000
Fire Equipment Capital Maintenance	-	500,000	500,000	500,000	500,000	2,000,000
Fire Station Capital Maintenance	400,000	500,000	500,000	500,000	500,000	2,400,000
Fire Training Tower Replacement	3,000,000	-	-	-	-	3,000,000
Regional Training Center	-	500,000	500,000	3,400,000	3,300,000	7,700,000

DEPARTMENT	Proposed FY24	Proposed FY25	Proposed FY26	Proposed FY27	Proposed FY28	5 Year Total
Station #15 Replacement	400,000	250,700	-	-	-	650,700
Station #2 Apparatus	2,000,000	-	-	-	-	2,000,000
Public Works	47,175,440	52,170,000	50,300,000	46,000,000	37,500,000	233,145,440
Public Works	47,175,440	52,170,000	50,300,000	46,000,000	37,500,000	233,145,440
3rd Street & 4th Street Corridor	-	-	-	5,000,000	-	5,000,000
Alton Park Connector	-	2,500,000	2,500,000	-	-	5,000,000
Bridge Maintenance	250,000	2,050,000	1,500,000	1,500,000	1,500,000	6,800,000
Broad Street Re-design	-	2,500,000	2,500,000	2,500,000	2,500,000	10,000,000
CDBG Sidewalks	200,000	-	-	-	-	200,000
Central Ave. Extension	-	-	10,500,000	-	-	10,500,000
City Hall Annex Renovation	1,370,000	3,000,000	2,000,000	-	-	6,370,000
Community Center Swimming Pool Repairs	200,000	-	-	-	-	200,000
DRC Roof Replacement	1,900,000	-	-	-	-	1,900,000
East Lake Connections	-	-	-	500,000	-	500,000
Fleet Capital Infusion	4,500,000	-	-	-	-	4,500,000
Goodwin Rd.	-	-	800,000	3,000,000	-	3,800,000
Hamilton Place Boulevard	1,500,000	1,000,000	-	-	-	2,500,000
Hwy 58 Bicycle and Pedestrian Facilities Phase 2	-	1,100,000	2,500,000	-	-	3,600,000
Lake Resort Slope Repair	400,000	-	-	-	-	400,000
Major Capital Maintenance Improvements Community Centers	1,000,000	1,000,000	3,000,000	3,000,000	3,000,000	11,000,000
Major Capital Maintenance Improvements Downtown Campus & Other Facilities	1,000,000	1,500,000	3,000,000	3,000,000	3,000,000	11,500,000
Manufacturers Rd./Hamm Gateway	-	1,400,000	-	-	-	1,400,000
Pavement Management	10,000,000	10,000,000	10,000,000	10,000,000	10,000,000	50,000,000
Plan of Services Obligations	250,000	5,200,000	-	-	-	5,450,000
Public Works - Coronavirus Response and Relief	2,488,558	-	-	-	-	2,488,558
Raccoon Mountain Water Service	250,000	-	-	-	-	250,000
Refuse Trucks	1,275,000	-	-	-	-	1,275,000
Roadway Rebuilding	-	5,000,000	5,000,000	5,000,000	5,000,000	20,000,000
Shallowford Rd.	-	800,000	2,000,000	10,000,000	10,000,000	22,800,000
Sidewalks	-	2,000,000	2,000,000	2,000,000	2,000,000	8,000,000
Slope Management	-	500,000	500,000	500,000	500,000	2,000,000
Walnut Street Bridge	18,061,882	2,250,000	-	-	-	20,311,882
Wilcox Blvd Bridge	1,630,000	10,370,000	2,500,000	-	-	14,500,000
Wood Recycle Services Relocation	900,000	-	-	-	-	900,000

DEPARTMENT	Proposed FY24	Proposed FY25	Proposed FY26	Proposed FY27	Proposed FY28	5 Year Total
Parks and Outdoors	3,415,000	6,450,000	3,900,000	2,100,000	2,100,000	17,965,000
Parks and Outdoors	3,415,000	6,450,000	3,900,000	2,100,000	2,100,000	17,965,000
Chattanooga Skatepark	1,000,000	2,000,000	-	-	-	3,000,000
Golf Course Renovations and Maintenance	-	1,750,000	1,500,000	500,000	500,000	4,250,000
Lynnbrook Park	115,000	-	-	-	-	115,000
Parks ADA Repairs	-	300,000	300,000	300,000	300,000	1,200,000
Parks and Outdoors Plan Deferred Maintenance	400,000	500,000	500,000	500,000	500,000	2,400,000
Parks and Outdoors Plan Recommended Master Plans	400,000	500,000	500,000	500,000	500,000	2,400,000
Provence Park	1,300,000	300,000	-	-	-	1,600,000
Schoolyards Program	200,000	-	-	-	-	200,000
Softball Facility Improvements	-	800,000	800,000	-	-	1,600,000
Trail and Greenway Capital Maintenance	-	300,000	300,000	300,000	300,000	1,200,000
Economic Development	300,000	-	-	-	-	300,000
Economic Development	300,000	-	-	-	-	300,000
Affordable Housing Trust Fund	-	-	-	-	-	-
Land Acquisition - Lead Abatement Program	300,000	-	-	-	-	300,000
Enterprise	153,259,552	123,688,000	98,355,625	52,438,031	41,605,527	469,346,735
Wastewater	142,217,052	109,575,000	84,500,000	43,800,000	33,300,000	413,392,052
Wastewater	142,217,052	109,575,000	84,500,000	43,800,000	33,300,000	413,392,052
23rd St Pump Station Improvements	1,100,000	-	-	-	-	1,100,000
Anaerobic Digester Rehab	1,000,000	4,000,000	-	-	-	5,000,000
Citico Force Main Replacement	-	5,000,000	-	-	-	5,000,000
Contingency - Plans and Studies	-	-	-	300,000	300,000	600,000
Contingency MBWWTP Improvements	-	2,000,000	2,000,000	5,000,000	5,000,000	14,000,000
E2I2 SSO Abatement Program	10,000,000	-	-	-	-	10,000,000
Equipment Purchases	206,500	-	-	-	-	206,500
Focused SSES and Rehab - Phase II	8,500,000	9,000,000	9,000,000	10,000,000	10,000,000	46,500,000
Highland Park Pump Station Improvements	2,100,000	-	-	-	-	2,100,000
Hixson Pump Station #3 Safety Upgrades	-	-	500,000	2,500,000	-	3,000,000
Influent Pump Station Improvements (IPS Screen Bypass)	1,500,000	-	-	-	-	1,500,000
ISS Capacity Improvements - Creekside Preserve	1,000,000	3,000,000	3,000,000	5,000,000	5,000,000	17,000,000
Long Term Control Plan Upgrades	700,000	-	-	-	-	700,000
MBWWTP Electrical Upgrades (S&C Switches)	2,000,000	-	-	-	-	2,000,000
MBWWTP EQ - UNOX Piping Improvements	1,700,000	-	-	-	-	1,700,000

DEPARTMENT	Proposed FY24	Proposed FY25	Proposed FY26	Proposed FY27	Proposed FY28	5 Year Total
MBWWTP North Recycle Pump Station	2,500,000	5,000,000	-	-	-	7,500,000
MBWWTP Oxygen Plant Replacement	10,000,000	-	-	-	-	10,000,000
MBWWTP Solids Process Optimization Implementation - Phase 4 (Digester/THP Impr	20,000,000	20,000,000	18,000,000	-	-	58,000,000
MBWWTP Water Use and Reuse Implementation	-	4,500,000	-	-	-	4,500,000
MBWWTP Wet Weather Treatment Upgrade	15,000,000	30,000,000	35,000,000	-	-	80,000,000
New Biosolids Staging Area	900,000	-	-	-	-	900,000
Office Space Expansion/Renovation	1,000,000	-	-	-	-	1,000,000
Program Management For Consent Decree Implementation	2,600,000	2,600,000	3,000,000	3,000,000	3,000,000	14,200,000
Pump Station Improvements - 19th St PS	-	500,000	3,000,000	-	-	3,500,000
Pump Station Improvements - Big Ridge #1	-	-	500,000	4,000,000	-	4,500,000
Pump Station Improvements - Big Ridge #12 and others	-	-	-	10,000,000	10,000,000	20,000,000
Pump Station Improvements - Boy Scout Rd	-	-	500,000	2,500,000	-	3,000,000
Pump Station Improvements - Hixson 2 (Bundle)	6,500,000	-	-	-	-	6,500,000
Sandwich Road Point Repairs	625,000	625,000	-	-	-	1,250,000
Sandwich Road Sewer Lining	2,500,000	2,350,000	-	-	-	4,850,000
Sanitary Sewers for Annexed Areas	-	4,500,000	4,000,000	-	-	8,500,000
Sewer Bypass Pumps	145,000	-	-	-	-	145,000
Sewer Line Extensions	575,000	-	-	-	-	575,000
Shop Equipment and Tool Room	250,000	-	-	-	-	250,000
Shop Storage and Organization	50,000	-	-	-	-	50,000
Smart Sewer Implementation	350,000	500,000	1,000,000	1,500,000	-	3,350,000
Software Upgrades	195,000	-	-	-	-	195,000
South Chick Pump Station Improvements	5,000,000	10,000,000	-	-	-	15,000,000
Tiftonia Pump Station #1 Safety Upgrade	-	-	5,000,000	-	-	5,000,000
Tiftonia Pump Station #3 Safety Upgrade	-	2,500,000	-	-	-	2,500,000
Training Center Expansion	500,000	1,000,000	-	-	-	1,500,000
Vehicle Purchases	1,053,500	-	-	-	-	1,053,500
Warehouse Racking	500,000	-	-	-	-	500,000
Wet Weather Storage Phase 4 - South Chic PS	25,000,000	-	-	-	-	25,000,000
Wet Weather Storage Phase 6 - Hixson PS #1	16,667,052	-	-	-	-	16,667,052
Wilcox Blvd Chronic SSO	500,000	2,500,000	-	-	-	3,000,000

DEPARTMENT	Proposed FY24	Proposed FY25	Proposed FY26	Proposed FY27	Proposed FY28	5 Year Total
Stormwater	11,042,500	14,113,000	13,855,625	8,638,031	8,305,527	55,954,683
Public Works - Stormwater	11,042,500	14,113,000	13,855,625	8,638,031	8,305,527	55,954,683
3469 Brainerd Rd	1,000,000	1,000,000	-	-	-	2,000,000
Automated Flood Warning System	360,000	375,000	375,000	385,000	400,000	1,895,000
Brianwood Circle	1,030,000	1,050,000	1,100,000	1,125,500	1,200,000	5,505,500
Broad Street - MLK to Aquarium Way	350,000	350,000	350,000	-	-	1,050,000
Central Ave Ext Separation	-	3,683,000	4,620,000	1,030,000	-	9,333,000
Dartmouth/Five Points Watershed SIP	2,000,000	2,060,000	2,200,000	-	-	6,260,000
Drainage Projects	500,000	500,000	500,000	500,000	500,000	2,500,000
Floodplain Modeling	250,000	312,500	375,000	450,000	540,000	1,927,500
Green Infrastructure SOV Bank	100,000	125,000	162,500	227,500	318,500	933,500
Heavy Equipment	485,000	635,000	635,000	775,000	650,000	3,180,000
On-Call Landscape Design	250,000	325,000	422,500	528,125	660,150	2,185,775
Stormwater Asset Management Plan	1,545,000	1,030,000	-	-	-	2,575,000
Stream Buffer Conservation	250,000	325,000	390,000	487,500	585,000	2,037,500
Stream Restoration/Various Sites	312,500	375,000	450,000	540,000	648,000	2,325,500
TN Riverbank Stabilization	1,030,000	1,100,000	1,250,000	1,400,000	1,500,000	6,280,000
USACE/FEMA Floodplain Culvert Replacement Projects	880,000	262,500	275,625	289,406	303,877	2,011,408
WQ TMDL & Land Management	550,000	605,000	750,000	900,000	1,000,000	3,805,000
WQ Vehicles	150,000	-	-	-	-	150,000
Total	218,472,822	196,658,700	166,555,625	114,188,031	91,305,527	787,180,705






Chattanooga Clerk of the City Council
1000 Lindsay Street
Chattanooga, Tennessee 37402
Telephone (423) 643-7170 / Fax (423) 643-7199

NOTICE OF CERTIFICATION

I, Nicole S. Gwyn, Clerk of the City Council of Chattanooga, Tennessee, and as such keeper of the records of the City Council of said City, do hereby certify that the attached record is a true, compared and correct copy of Ordinance No. 13992 passed at the City Council meeting on June 20, 2023.

WITNESS my hand and the Seal of the City of Chattanooga, Tennessee on this 23rd day of June 2023.



Nicole S. Gwyn
Clerk of the City Council



First Reading: June 13, 2023
Second Reading: June 20, 2023

ORDINANCE NO. 13992

AN ORDINANCE APPROPRIATING, AUTHORIZING OR ALLOCATING FUNDS TO THE CAPITAL IMPROVEMENTS BUDGET FOR THE FISCAL YEAR 2023-2024.

BE IT ORDAINED BY THE CITY COUNCIL OF THE CITY OF CHATTANOOGA, TENNESSEE:

SECTION 1. That there be and is hereby appropriated, authorized, or allocated the hereinafter set funds from the sources specified for the public purposes indicated of the Capital Improvements Plan for the Fiscal Year Ending June 30, 2024:

SECTION 2. That there be and is hereby authorized the appropriation of all capital donations, including partnership agreements not previously appropriated, to the projects and the capital fund for which they are intended.

GENERAL GOVERNMENTAL FUNDS


FROM: General Obligation Bonds	\$	15,000,000	
General Fund Reserves		10,000,000	
General Fund Reserves Cleanup		(12,700,000)	
Operations		2,500,000	
Economic Development Fund		7,750,000	
Hotel Motel Tax Fund (2070)		4,500,000	
State Street Aid (2050)		1,000,000	
Fleet Management Fund (6504)		4,500,000	
Coronavirus Response & Relief Supplemental Appropriation		2,488,858	
Community Development Block Grant (CDBG)		200,000	
Federal Appropriation		6,600,000	
Hamilton County		912,830	
Hamilton County Office of Emergency Management		1,500,000	
Surface Transportation Block Grant (STBG)		8,261,882	
TO			\$
General Government and Supported Agencies			4,672,830
Department of Community Development			400,000
Department of Police			950,000
Department of Fire			8,300,000
Department of Public Works			47,175,440
Department of Parks and Outdoors			3,415,000
Department of Economic Development			300,000
TOTAL GENERAL GOVERNMENTAL FUNDS		<u>\$ 65,213,270</u>	<u>65,213,270</u>

PROPRIETARY CAPITAL FUNDS

FROM	State Revolving Loan Fund /WIFIA (ISS)	\$ 71,700,000	
	Wastewater Operations (Fund 6010)	27,048,646	
	Wastewater Reserves (Fund 6010)	26,801,354	
	Stormwater Fund Operations (Fund 6030)	6,478,626	
	Stormwater Fund Reserves (Fund 6030)	4,563,874	
	Tennessee Department of Environment & Conservation		
	American Rescue Plan Grant	16,667,052	
TO	Wastewater Fund		\$ 142,217,052
	Stormwater Fund		11,042,500
	TOTAL PROPRIETARY CAPITAL FUNDS	\$ <u>153,259,552</u>	\$ <u>153,259,552</u>
	TOTAL CAPITAL BUDGET	\$ <u>218,472,822</u>	\$ <u>218,472,882</u>

BE IT FURTHER ORDAINED, That this Ordinance shall take effect immediately from and after its passage as provided by law.

PASSED on Second and Final Reading: June 20, 2023



CHAIRPERSON

APPROVED: DISAPPROVED:

DATE: 6/22/23, 2023



MAYOR

Public Hearing Took Place DATE: June 6, 2023

	External		Reserves	Operations	Bonds	SRF	WIFIA	Economic Development	Other City Sources	Total
	Proposed FY24	Sources								
Wet Weather Storage Phase 6 - Hixson PS #1	16,667,052	16,667,052	-	-	-	-	-	-	-	16,667,052
Wilcox Blvd Chronic SSO	500,000	-	-	500,000	-	-	-	-	-	500,000
Stormwater	11,042,500	-	4,563,874	6,478,626	-	-	-	-	-	11,042,500
Public Works - Stormwater	11,042,500	-	4,563,874	6,478,626	-	-	-	-	-	11,042,500
3469 Brainerd Rd	1,000,000	-	-	1,000,000	-	-	-	-	-	1,000,000
Automated Flood Warning System	360,000	-	-	360,000	-	-	-	-	-	360,000
Brianwood Circle	1,030,000	-	-	1,030,000	-	-	-	-	-	1,030,000
Broad Street - MLK to Aquarium Way	350,000	-	-	350,000	-	-	-	-	-	350,000
Dartmouth/Five Points Watershed SIP	2,000,000	-	-	2,000,000	-	-	-	-	-	2,000,000
Drainage Projects	500,000	-	-	500,000	-	-	-	-	-	500,000
Floodplain Modeling	250,000	-	250,000	-	-	-	-	-	-	250,000
Green Infrastructure SOV Bank	100,000	-	100,000	-	-	-	-	-	-	100,000
Heavy Equipment	485,000	-	485,000	-	-	-	-	-	-	485,000
On-Call Landscape Design	250,000	-	250,000	-	-	-	-	-	-	250,000
Stormwater Asset Management Plan	1,545,000	-	1,545,000	-	-	-	-	-	-	1,545,000
Stream Buffer Conservation	250,000	-	250,000	-	-	-	-	-	-	250,000
Stream Restoration/Various Sites	312,500	-	312,500	-	-	-	-	-	-	312,500
TN Riverbank Stabilization	1,030,000	-	-	1,030,000	-	-	-	-	-	1,030,000
USACE/FEMA Floodplain Culvert Replacement Projects	880,000	-	671,374	208,626	-	-	-	-	-	880,000
WQ TMDL & Land Management	550,000	-	550,000	-	-	-	-	-	-	550,000
WQ Vehicles	150,000	-	150,000	-	-	-	-	-	-	150,000
Total All Funds	218,472,822	34,141,764	28,665,228	36,027,272	15,000,000	46,700,000	25,000,000	7,750,000	25,188,588	218,472,822

City of Chattanooga
Other City and External Sources by Project
Fiscal Year 2024

	Other City Sources					External Funding Sources						
	Recommended Other City Sources	American Rescue Plan Funds	Coronavirus Response and Relief Supplemental Appropriation Fund (6504)	Hotel/Motel Aid Reserves	State Street	Recommended External Sources	CDBG	Federal Appropriation	Hamilton County Management	Hamilton County Office of Emergency Management	Surface Transportation Block Grant	TDEC American Rescue Plan Grant
General Government	-	-	-	-	-	1,600,000	-	1,600,000	-	-	-	-
Police Department	-	-	-	-	-	275,000	-	-	275,000	-	-	-
Fire Department	-	-	-	-	-	1,500,000	-	-	1,500,000	-	-	-
Public Works	12,488,558	-	2,488,558	4,500,000	1,000,000	14,099,712	200,000	5,000,000	637,830	-	8,261,882	-
Economic Development	12,700,000	-	-	-	-	-	-	-	-	-	-	-
Total General Governmental Funds	25,188,558	12,700,000	2,488,558	4,500,000	1,000,000	17,474,712	200,000	6,600,000	912,830	1,500,000	8,261,882	-
Wastewater	-	-	-	-	-	16,667,052	-	-	-	-	-	16,667,052
Total Enterprise Funds	-	-	-	-	-	16,667,052	-	-	-	-	-	16,667,052
Total All Funds	25,188,558	12,700,000	2,488,558	4,500,000	1,000,000	34,141,764	200,000	6,600,000	912,830	1,500,000	8,261,882	16,667,052
General Government	-	-	-	-	-	1,600,000	-	1,600,000	-	-	-	-
Smart City Testbed Expansion	-	-	-	-	-	1,600,000	-	1,600,000	-	-	-	-
Police Department	-	-	-	-	-	275,000	-	275,000	-	-	-	-
Law Enforcement Training Center	-	-	-	-	-	275,000	-	275,000	-	-	-	-
Fire Department	-	-	-	-	-	1,500,000	-	-	-	1,500,000	-	-
Fire Training Tower Replacement	-	-	-	-	-	1,500,000	-	-	-	1,500,000	-	-
Public Works	12,488,558	-	2,488,558	4,500,000	1,000,000	14,099,712	200,000	5,000,000	637,830	-	8,261,882	-
CDBG Sidewalks	-	-	-	-	-	200,000	200,000	-	-	-	-	-
DRC Roof Replacement	-	-	-	-	-	637,830	-	-	637,830	-	-	-
Fleet Capital Infusion	4,500,000	-	-	4,500,000	-	-	-	-	-	-	-	-
Pavement Management	1,000,000	-	-	-	1,000,000	-	-	-	-	-	-	-
Public Works - Coronavirus Response and Relief	2,488,558	-	2,488,558	-	-	-	-	-	-	-	-	-
Walnut Street Bridge	4,500,000	-	-	4,500,000	-	13,261,882	-	5,000,000	-	-	8,261,882	-
Economic Development	12,700,000	12,700,000	-	-	-	-	-	-	-	-	-	-
Affordable Housing Trust Fund	12,700,000	12,700,000	-	-	-	-	-	-	-	-	-	-
Total General Governmental Funds	25,188,558	12,700,000	2,488,558	4,500,000	1,000,000	17,474,712	200,000	6,600,000	912,830	1,500,000	8,261,882	-
Wastewater	-	-	-	-	-	16,667,052	-	-	-	-	-	16,667,052
Wet Weather Storage Phase 6 - Hisson PS #1	-	-	-	-	-	16,667,052	-	-	-	-	-	16,667,052
Total Enterprise Funds	-	-	-	-	-	16,667,052	-	-	-	-	-	16,667,052
Total All Projects	25,188,558	12,700,000	2,488,558	4,500,000	1,000,000	34,141,764	200,000	6,600,000	912,830	1,500,000	8,261,882	16,667,052

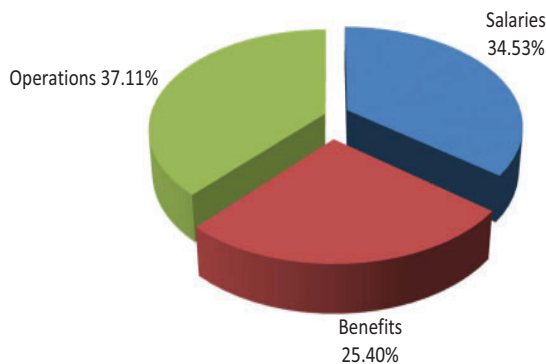
Human Resources Personnel

Chattanooga’s number one priority is to provide the most effective and efficient services to the citizens. Our human resource approach is designed to provide one with challenging and rewarding opportunities and a chance to build a career and future.

The City’s compensation package includes: salaries, major medical health insurance, life insurance, social security, retirement plans, deferred compensation plans, worker’s compensation (on the job injuries), leave, unused leave pay, leave buyback and unemployment benefits.

Salaries. Salaried and hourly employees are paid on a biweekly basis. Employee salaries and fringe benefits represent 59.93% of the total FY 2024 operating budget (excluding use of reserves).

FY24 General Fund Operating Budget



Excludes Use of Reserves

All non-exempt employees under the Fair Labor Standards Act are paid overtime for hours in excess of their standard work period. Certain paid holidays and paid leave are included as time worked for the purpose of determining overtime eligibility. Employees may

elect, within limits, to accrue premium compensatory time in lieu of overtime. Employees are paid on a biweekly basis regardless of their standard work period. Employees are paid a full pay period behind. The only time leave is counted as time worked is in the week of a holiday.

Health Insurance. Chattanooga offers a group health insurance plan to all full-time employees. As of 7/1/2012, employees are eligible for coverage beginning the first day of the month following their hire date with the option to choose between a PPO Plan and a High Deductible Plan both consisting of Networks P and Network S. Currently, the City of Chattanooga contracts with BlueCross BlueShield of Tennessee (BCBST) for employee health coverage. The City offers a \$15 per month discount for being tobacco free. Rates shown are before the discount.

For FY2024, Health Insurance will be changing from a Fiscal Year Enrollment to a Calendar Year beginning January 1, 2024.

As of 7/1/23, the monthly premium for Network P by City employees with an individual policy is \$124.64 per month, employee + child(ren) \$230.00 per month, employee + spouse \$267.84 per month and family \$380.72 per month. The monthly contribution by City employees for the High Deductible Health Plan with an individual policy is \$46.48 per month, employee + child(ren) \$93.04 per month, employee + spouse \$105.24 per month and family \$154.88 per month. The City also contributes a monthly amount into the employee’s health savings account.

Network S is a regional BCBST network with hospitals and providers throughout the entire state of Tennessee and in surrounding areas. Premiums for Network S are discounted. As of 7/1/22, the monthly contribution for Network S by employees with an individual policy is \$102.12 per month, employee + child(ren) \$188.52 per month, employee + spouse \$219.60 per month and family \$312.08 per month.

The average monthly contribution by City employees for the Network S High Deductible Health Plan with an individual policy is \$37.32 per month, employee + child(ren) \$74.64 per month, employee + spouse \$84.48 per month and family \$124.28.

HOLIDAYS

The accrual period is on a bi-weekly basis. Employees shall earn Personal Leave at the following rates:

Years of Service:	0 - 10	11-17	18 +
Hours accrued bi-weekly	11.08	12.31	13.54
Hours accrued Annually	288	320	352
Days accrued Annually	36	40	44

The following accrual schedule applies to Sworn Police personnel and sworn Fire personnel who are not regularly scheduled to work on twenty-four (24) hour shifts will earn PTO on a bi-weekly accrual period, as shown in the schedule below:

Years of Service:	0 - 10	11-17	18 +
Hours accrued bi-weekly	11.08	12.62	13.85
Hours accrued Annually	288	328	360
Days accrued Annually	36	41	45

The following accrual schedule applies to Sworn Fire personnel who are regularly scheduled to work twenty-four (24) hour shifts will earn PTO on a bi-weekly basis, as shown in the accrual schedule below:

Years of Service:	0 - 10	11-17	18 +
Hours accrued bi-weekly	17.08	19.85	22.15
Hours accrued Annually	444	516	576
Days accrued Annually	37	43	48

Personal Leave shall be earned before it is taken. New employees shall earn Personal Leave after working one complete two week accrual period.

Employees completing ten or seventeen years of employment shall earn Personal Leave at the new rate after working one full two week accrual period after his/her anniversary date. The maximum number of Personal Leave days that can be carried over from one accrual year to the next is 100. Every employee shall be eligible to carry over at the end of February (12 months beginning March 1st) no more than ten days (100 maximum) of personal leave in addition to his/her personal leave days carried over from the previous accumulation year. Any leave that is required to be taken, but not used, shall be deducted at the end of the respective leave year in which such leave was required to be taken.

Special Leaves with pay include: Reservists leave of absence, Court attendance, bereavement, meetings to attend professional and technical institutions, or conferences, that are job-related and may contribute to the effectiveness of the employee’s services, and educational leave less than 14 days (if longer than fourteen days must be approved by the City Council).

Unused Leave Pay. Upon retirement, unused personal leave shall be paid in cash, at the daily rate of pay of the employee, not to exceed the maximum allowed.

Upon retirement because of disability, the employee is required to use their personal leave balance prior to beginning disability benefits.

Upon separation for reasons other than retirement, unused personal leave is paid, in cash, at the employee’s daily rate of pay, not to exceed the maximum allowed.

Leave Buyback. Upon application by an employee, the City of Chattanooga may purchase back from its employees personal leave which they have accrued, but only under the following circumstances and conditions which must be agreed to by each employee seeking to sell the leave:

- No more than sixty (60) days of leave will be purchased from any employee during his/her lifetime;
- The City will pay to the employee seventy percent (70%) of the employees daily salary for each day of leave sold back to the City by the employee;

- The employee agrees in writing that the cap on the amount of days that employee is entitled to accumulate over his/her career will be reduced on a day-for-day basis for the number of days the City is purchasing;
- The city will not purchase any days which would lower the employees total accumulated leave below thirty (30) days;
- The practice of buying back leave will be subject to **the availability of funds to do so at the time of the request, the** determination of which availability will be at the sole discretion of the city administration; and
- Funds realized by employees from the sale of leave will be excluded from pension-eligible earnings.

Personnel Summary

The fiscal year budget provides for two-thousand-eight-hundred-ninety two (2,892) positions within the City. This is a decrease of twenty-eight (28) position citywide. The Fiscal Year 2024 positions are as follows:

General Government

In fiscal year 2024, the General Government department has one hundred twenty (120) positions which is a reduction of 6 positions from prior year. Staff consists of fifteen (15) in the City Attorney's Office, eight (8) in City Judge Division I, twelve (12) in Council, six (6) in Internal Audit, sixty-seven (67) in Technology Services and twelve (12) in Purchasing. In FY2022, the 311 Call Center was moved to the Innovation & Delivery Performance department. In FY2023, the Judges Division II was eliminated which reduced Judges by net of six (6) positions. Purchasing decreased three (3) positions that were added in FY2022 as a pilot, and Technology Services received seven (7) GIS positions due to a reorganization and reduced four (4) due to restructuring.

Department of Finance & Administration

In fiscal year 2024, the Department of Finance & Administration is made up of the following divisions:

Finance Administration, Financial Operations and Reporting, Financial Planning and Development , City Treasurer, Grant Opportunities, and City Court Clerk's Office. There are a total of sixty-eight (68) total positions. There was no overall change in the total positions from prior year.

Department of Police

In fiscal year 2024, the Police department has six hundred (600) positions which consists of four hundred seventy-seven (477) sworn positions and one hundred twenty-three (123) non sworn positions. Multiple positions were reclassified and/or changed due to restructuring. Total positions increased seven (7) due to FY2023 mid-year Ordinance Amendment of non-sworn positions due to restructuring.

Department of Fire

In the fiscal year 2024, the Fire department has four hundred and sixty-four (464) positions, nine (9) of which belong to the Tennessee Valley Regional Communication System; The General Fund positions consist of four hundred and thirty-nine (439) Sworn and sixteen (16) Non-Sworn. This is an increase of nine (9) sworn positions from prior year to partially fund a new fire station for Black Creek.

Department of Public Works

In fiscal year 2024, Public Works department has two hundred and seventy-six (276) General Fund positions. The GIS division was moved to Technology Service in FY24 taking seven (7) positions from Public Works. Codes enforcement moved under the Public Works department in FY24 also with twenty one (21) positions. Overall the department increased sixteen (16) positions in General Fund.

The Stormwater Fund has one hundred and sixty-three (163) positions, which are funded primarily by Stormwater Fees.

State Street Aid which is in Public Works Special Revenue Fund, had fifty-three (53) positions.

The Solid Waste Fund consists of seventeen (17) positions, which are funded primarily by City and Landfill Tipping Fees.

In 2024, Wastewater Sewer consists of two hundred and seventeen (217) positions, which are funded from Sewer Fees. This is equal to the twelve (12)

The Development Resource Center, which shares space with Hamilton County has three (3) total employees.

The Fleet garage has a total of sixty-one (61) positions; thirty-three (33) in the Amnicola garage and twenty-eight (28) stationed at the 12th Street garage.

Department of Human Resources

In fiscal year 2024 the department of Human Resources total General Fund positions is thirty-two (32). This is equal to FY2023. The department consists of Human Resources Administration with eighteen (18); Benefits Office with seven (7); Risk Management of two (2), Employee Safety Program with three (3), and Training which has two (2) positions.

The Health & Wellness Fund, for FY2024 consists of net zero (0) positions. This is a decrease of two (2) positions from FY2023 due to reorganization of the fund.

Executive Branch

In fiscal year 2024, the Executive Branch has a total of sixty-four (64) positions with consists of General Fund and grant funded positions. The General Fund positions consists of the Mayors Administrative Office, Office of Community Health, Family Justice Center, and Communications and overall decreased by five (5) positions mainly due to reorganization. We have included grant positions which account for seventeen (17) positions which increased the overall Executive Branch positions by twelve (12).

Department of Community Development

In fiscal year 2024, Community Development has a total of one hundred fifty-seven (157) positions. This department includes General Fund and grant positions. Overall, this is a decrease of sixteen (16) positions and a decrease for General Fund of forty-eight (48) positions from FY2023. This department's General Fund consists of the following sections: Administration, Community Center Administration, and Community Centers. Community Development saw budget and personnel reductions of twenty-one (21) positions from moving Code Enforcement to Design, Review & Permitting, seventeen (17) positions from moving Homeless and Supportive Housing to Economic Development,

and six (6) positions from moving Neighborhood Services to Equity and Community Engagement. Community Development also decreased four (4) positions due to strategic initiatives. In FY2024, some Social Services Fund Grant positions were reorganized and new grants added which include Homeless & Housing grants, LIHEAP, HUD, and CSBG which consisted of 32 total positions.

Department of Parks & Outdoors

In fiscal year 2024, the Parks & Outdoors Department has a total of two hundred seventy five (275) positions. The General Fund consists of two-hundred-twenty two (222) positions and consists of Administration, Fitness Center, Special Events, Recreation Support Services, Summer Camp, Sports Programs, Aquatics Programs, Therapeutic Programs, Champion's Club, Summit of Softball Complex, Outdoor Chattanooga, Parks Maintenance - Landscape, Playground & Hardscapes, Parks Maintenance Administration, Carousel Operations, Tennessee Riverpark Downtown, Tennessee Riverpark Security. The fund for Municipal Golf Courses, consists with fifty-three (53) positions. In FY2023 for General Fund there were five (5) positions added in budget ordinance and FY2024 reduced three (3) positions in General Fund and one (1) position for Golf Courses.

Department of Early Learning

In fiscal year 2024, the department of Early Learning has two hundred forty-three positions (243) consisting mainly grant positions of two hundred twenty-six and seventeen (17) positions in the General Fund. Early Learning had a reduction of sixty-six (66) total positions. The grant funds for Social Services reduced reorganized and moved approximately thirty-two (32) positions to Community Development and the review of older positions not planning to be filled which was approximately thirty-three (33) positions. General Fund decreased 1 position due to strategic initiatives.

Department of City Planning

In fiscal year 2024, City Planning has eight (8) positions which is a decrease of one (1) from FY2023 due to strategic initiatives of decreasing staffing levels.

Department of Equity & Community Engagement

In fiscal year 2024, Equity & Community Engagement Department has a total of twelve (12) positions. The Neighborhood Services division was moved under

Equity & Community Engagement, adding five (5) positions to the department. There was also two (2) positions eliminated in the Administration area.

Department of Economic Development

In fiscal year 2024, Economic Development has thirty-one (31) positions. This is an increase of eleven (11) from FY2023. The Department of Economic Development manages Economic Development, Workforce Development, and the newly transferred-in Homeless and Supportive Housing Division. In FY2023, five (5) positions were moved to Parks and outdoors and in FY2024, seventeen (17) positions were moved from Community Development.

Department of Innovation Delivery & Performance

In fiscal year 2024, the Department of Innovation Delivery & Performance has a total of twenty-seven (27) positions which increased three (3) positions from prior year. This department consists of Administration, 311 Call Center (formerly in General Government) which has nineteen (19) positions and the Office of Performance & Open Data (formerly in Finance & Administration) which has five (5) positions. In FY2024, three customer service positions located in Wastewater were reorganized and moved to the 311 call center (however costs will still be charged to the Wastewater Fund)



City of Chattanooga

Detail Position List for Fiscal Year 2021-2026

Position Name	Change					Projected		
	FY 2021	FY 2022	FY 2023	FY 2024	PY to CY	FY 21 thru FY 2024	FY 2025	FY 2026
General Government & Agencies	117	123	126	120	-6	3	120	120
General Government & Agencies General Fund	117	123	125	119	-6	2	119	119
City Attorney's Office								
Administrative Support Specialist	1	1	1	1	0	0	1	1
City Attorney	1	1	1	1	0	0	1	1
Claims/ Risk Analyst	1	1	1	0	-1	-1	0	0
Compliance Officer	1	1	1	1	0	0	1	1
Deputy City Attorney	0	1	1	1	0	1	1	1
Legal Assistant	4	4	4	4	0	0	4	4
Public Records Manager	1	1	1	1	0	0	1	1
Senior Assistant City Attorney	0	0	0	1	1	1	1	1
Staff Attorney 1	4	4	3	4	1	0	4	4
Staff Attorney 2	2	1	2	1	-1	-1	1	1
	15	15	15	15	0	0	15	15
City Court Judicial I								
City Court Officer	2	2	2	2	0	0	2	2
City Court Officer PT	2	2	2	2	0	0	2	2
City Judge	1	1	1	1	0	0	1	1
Judicial Assistant	1	1	1	1	0	0	1	1
Judicial Assistant PT	1	1	1	2	1	1	2	2
	7	7	7	8	1	1	8	8
City Court Judicial II								
City Court Officer	2	2	2	0	-2	-2	0	0
City Court Officer PT	1	2	2	0	-2	-1	0	0
City Judge	1	1	1	0	-1	-1	0	0
Judicial Assistant	1	1	1	0	-1	-1	0	0
Judicial Assistant PT	2	1	1	0	-1	-2	0	0
	7	7	7	0	-7	-7	0	0
City Council								
Administrative Support Assistant 2	1	1	1	1	0	0	1	1
Clerk to Council	1	1	1	1	0	0	1	1
Council Chairperson	1	1	1	1	0	0	1	1
Council Member	7	7	7	7	0	0	7	7
Council Support Specialist	1	1	1	1	0	0	1	1
Council Vice Chairperson	1	1	1	1	0	0	1	1
Legislative & Management Analyst	1	1	0	0	0	-1	0	0
	13	13	12	12	0	-1	12	12
Internal Audit								
Administrative Support Specialist PT	1	1	1	1	0	0	1	1
City Auditor	1	1	1	1	0	0	1	1
Senior Auditor	4	4	4	4	0	0	4	4
	6	6	6	6	0	0	6	6
311 Call Center								
Call Center Manager	1	0	0	0	0	-1	0	0
Customer Service Representative 1	8	0	0	0	0	-8	0	0
Customer Service Representative 2	2	0	0	0	0	-2	0	0
Customer Service Supervisor	1	0	0	0	0	-1	0	0
	12	0	0	0	0	-12	0	0
Technology Services Department	46	64	64	67	3	21	67	67
Technology Services	46	64	63	66	3	20	66	66
Administrative Support Specialist	1	1	1	0	-1	-1	0	0
Account Coordinator	0	0	0	1	1	1	1	1
Assistant Director IT Operations	1	1	1	1	0	0	1	1
Assistant Director IT Project Management	1	1	1	1	0	0	1	1
Chief Information Officer	1	1	1	1	0	0	1	1
Database Administrator	1	1	1	0	-1	-1	0	0
Dep Chief Information Officer	1	1	1	1	0	0	1	1
Director IT Infrastructure	0	0	0	1	1	1	1	1
Director IT Security	0	0	1	1	0	1	1	1
Electronics Technician 1	0	0	1	1	0	1	1	1
Executive Assistant	1	1	1	1	0	0	1	1
Fiscal Analyst	1	1	1	1	0	0	1	1
Inventory Coordinator	0	0	1	1	0	1	1	1
IT Business Manager	0	0	1	1	0	1	1	1
IT Business Project Analyst	5	5	4	4	0	-1	4	4

City of Chattanooga Detail Position List for Fiscal Year 2021-2026

Position Name	Change					Projected		
	FY 2021	FY 2022	FY 2023	FY 2024	PY to CY	FY 21 thru FY 2024	FY 2025	FY 2026
IT Project Manager	1	1	3	3	0	2	3	3
IT Security Analyst	0	0	0	1	1	1	1	1
IT Specialist	2	1	1	1	0	-1	1	1
IT Support Services Supervisor	1	1	1	0	-1	-1	0	0
IT Tech Trainer	1	1	1	1	0	0	1	1
IT Technician	4	4	4	4	0	0	4	4
IT Technical Architect	0	0	1	1	0	1	1	1
IT UX Designer	1	1	1	1	0	0	1	1
Manager Applications System	1	1	1	1	0	0	1	1
Manager IT Infrastructure	1	1	1	1	0	0	1	1
Manager IT Operations	1	1	1	1	0	0	1	1
Manager IT/SC Infrastructure	0	0	1	1	0	1	1	1
Manager IT Support Services	1	1	1	0	-1	-1	0	0
Manager Enterprise Applications	0	0	0	1	1	1	1	1
Network Analyst	2	2	0	0	0	-2	0	0
Programmer 1	2	2	0	0	0	-2	0	0
Programmer 2	4	4	2	2	0	-2	2	2
Security Analyst	1	1	2	0	-2	-1	0	0
Software Development Engineer 1	3	4	4	4	0	1	4	4
Software Development Engineer 2	1	2	2	2	0	1	2	2
Systems & Database Specialist 1	3	2	1	1	0	-2	1	1
Systems & Database Specialist 2	2	2	1	1	0	-1	1	1
Webmaster	1	1	0	0	0	-1	0	0
	46	46	45	43	-2	-3	43	43
Technology Services-Intelligent Cities								
Crew Worker 3	0	1	1	1	0	1	1	1
Crew Foreman	0	0	0	1	1	1	1	1
Electrician 1	0	3	3	3	0	3	3	3
Electrician 2	0	2	2	2	0	2	2	2
Electronics Tech 1	0	2	2	2	0	2	2	2
Equipment Operator 4	0	2	2	1	-1	1	1	1
Manager Intelligent Trans Systems	0	1	1	1	0	1	1	1
Signal Technician Apprentice	0	1	1	0	-1	0	0	0
Intelligent Cities Director	0	1	1	1	0	1	1	1
Traffic Engineering Technician	0	0	1	0	-1	0	0	0
Traffic Operations Analyst	0	1	0	0	0	0	0	0
Traffic Signal Designer Specialist	0	2	1	1	0	1	1	1
Traffic Signal Systems Engineer	0	1	1	1	0	1	1	1
Transportation Accounts Coordinator	0	0	1	1	0	1	1	1
Transportation Project Manager	0	1	1	1	0	1	1	1
	0	18	18	16	-2	16	16	16
Technology Services - GIS								
GIS Analyst 1	0	0	0	3	3	3	3	3
GIS Analyst 2	0	0	0	2	2	2	2	2
GIS Systems & Database Manager	0	0	0	1	1	1	1	1
GIS Technician	0	0	0	1	1	1	1	1
	0	0	0	7	7	7	7	7
Automated Traffic Enforcement (9091)								
Assistant Director of Smart Cities	0	0	1	1	0	1	1	1
	0	0	1	1	0	1	1	1
Purchasing								
Administrative Support Specialist	1	1	1	0	-1	-1	0	0
Buyer	0	0	5	5	0	5	5	5
Buyer 1	3	3	0	0	0	-3	0	0
Buyer 2	2	2	0	0	0	-2	0	0
Chief Procurement Officer	0	0	1	1	0	1	1	1
Deputy Chief Procurement Officer	1	1	1	1	0	0	1	1
Director Purchasing	1	1	0	0	0	-1	0	0
Grant Specialist	1	0	0	0	0	-1	0	0
Procurement Analyst	1	1	1	1	0	0	1	1
Procurement Compliance Specialist	0	1	1	2	1	2	2	2
Purchasing Requisitioner	0	0	4	1	-3	1	1	1
Supplier Engagement Coordinator	1	1	1	1	0	0	1	1
	11	11	15	12	-3	1	12	12

City of Chattanooga
Detail Position List for Fiscal Year 2021-2026

Position Name						Change	Projected	
	FY 2021	FY 2022	FY 2023	FY 2024	PY to CY	FY 21 thru FY 2024	FY 2025	FY 2026
Department of Finance & Administration	72	69	68	68	0	-4	68	68
Finance								
Accountant 1	4	4	4	4	0	0	4	4
Accountant 2	1	1	1	2	1	1	2	2
Accountant 3	1	1	1	1	0	0	1	1
Accounting Manager	1	1	1	1	0	0	1	1
Accounting Technician 1	4	4	4	5	1	1	5	5
Accounting Technician 2	2	2	2	1	-1	-1	1	1
Accounts Payable Supervisor	1	1	1	1	0	0	1	1
Administrative Support Assistant 2	2	2	2	2	0	0	2	2
Administrator & City Finance Officer	1	1	1	1	0	0	1	1
Budget Manager	1	1	1	1	0	0	1	1
Budget Officer	1	1	1	1	0	0	1	1
Business Systems Analyst	1	1	1	1	0	0	1	1
Business Systems Manager	0	0	1	1	0	1	1	1
Deputy Administrator Finance	1	0	1	1	0	0	1	1
Deputy Chief Operating Officer	1	1	0	0	0	-1	0	0
Executive Assistant to CFO	1	1	1	1	0	0	1	1
Management & Budget Analyst 1	4	4	3	3	0	-1	3	3
Management & Budget Analyst 2	1	1	1	1	0	0	1	1
Management & Budget Analyst 3	0	0	1	1	0	1	1	1
Manager, Financial Operations	1	1	1	1	0	0	1	1
Payroll Assistant	1	1	1	0	-1	-1	0	0
Payroll Manager	1	1	1	1	0	0	1	1
Payroll Technician	1	1	1	0	-1	-1	0	0
Payroll Technician 2	1	1	2	4	2	3	4	4
Senior Transition & Director of Resilience	0	1	0	0	0	0	0	0
	33	33	34	35	1	2	35	35
Grants & Opportunities								
Accountant 2	0	0	1	1	0	1	1	1
Director of Grants & Opportunities	0	1	1	1	0	1	1	1
Grant Writer	0	0	1	1	0	1	1	1
Grants Coordinator	0	1	2	2	0	2	2	2
	0	2	5	5	0	5	5	5
City Treasurer								
Assistant City Treasurer	1	1	1	1	0	0	1	1
City Treasurer	1	1	1	1	0	0	1	1
Coordinator Senior Programs	0	0	0	1	1	1	1	1
Municipal Billing Analyst	1	1	0	0	0	-1	0	0
Property Tax Clerk II	0	0	3	2	-1	2	2	2
Property Tax Clerk III	4	4	1	1	0	-3	1	1
Revenue Specialist 2	7	7	6	6	0	-1	6	6
Revenue Supervisor	1	1	1	0	-1	-1	0	0
Tax Manager	1	1	1	1	0	0	1	1
Treasury Analyst	0	0	1	1	0	1	1	1
	16	16	15	14	-1	-2	14	14
City Court Clerk's Office								
Administrative Support Specialist	1	1	1	1	0	0	1	1
City Court Clerk	1	1	1	1	0	0	1	1
Court Operations Assistant	10	10	7	7	0	-3	7	7
Court Operations Technician 1	3	3	3	3	0	0	3	3
Court Operations Technician 2	2	2	1	1	0	-1	1	1
Deputy City Court Clerk	1	1	1	1	0	0	1	1
	18	18	14	14	0	-4	14	14
Capital Planning								
Capital Projects Coordinator	1	0	0	0	0	-1	0	0
Strategic Capital Planning Manager	1	0	0	0	0	-1	0	0
	2	0	0	0	0	-2	0	0
Office of Open Data & Performance Management								
Director Open Data & Performance Management	1	0	0	0	0	-1	0	0
Open Data Specialist	1	0	0	0	0	-1	0	0
Performance Analyst	1	0	0	0	0	-1	0	0
	3	0	0	0	0	-3	0	0

City of Chattanooga Detail Position List for Fiscal Year 2021-2026

Position Name						Change	Projected	
	FY 2021	FY 2022	FY 2023	FY 2024	PY to CY	FY 21 thru FY 2024	FY 2025	FY 2026
Department of Police (All Funds)	615	590	593	601	8	-14	601	601
Police General Fund	613	590	593	600	7	-13	600	600
SWORN								
Assistant Police Chief	4	4	4	2	-2	-2	2	2
Master Police Officer	90	92	92	92	0	2	92	92
Police Captain	8	8	8	7	-1	-1	7	7
Police Chief	1	1	1	1	0	0	1	1
Police Chief of Staff	1	1	1	1	0	0	1	1
Police Executive Chief	0	0	0	2	2	2	2	2
Police Lieutenant	20	20	20	16	-4	-4	16	16
Police Major	0	0	0	5	5	5	5	5
Police Officer	292	267	269	269	0	-23	269	269
Police Sergeant	82	82	82	82	0	0	82	82
	498	475	477	477	0	-21	477	477
NON - SWORN								
Accounting Technician 2	1	1	1	0	-1	-1	0	0
Administrative Support Assistant 1	2	2	2	2	0	0	2	2
Administrative Support Assistant 2	10	10	8	10	2	0	10	10
Administrative Support Coordinator	0	0	1	1	0	1	1	1
Administrative Support Specialist	4	4	6	7	1	3	7	7
Building Maintenance Mechanic 1	2	2	1	1	0	-1	1	1
Building Maintenance Mechanic 2	0	0	1	1	0	1	1	1
Co-Responder Manager	0	0	0	1	1	1	1	1
Crime Analyst	3	4	3	2	-1	-1	2	2
Crime Analyst Supervisor	1	1	1	1	0	0	1	1
Crime Scene Investigator	3	3	4	5	1	2	5	5
Crisis Response Advocate	0	0	2	2	0	2	2	2
Data Analyst	1	1	1	1	0	0	1	1
Director Victim Services Chaplain	0	0	1	1	0	1	1	1
Digital Forensics Unit Technician	0	0	1	1	0	1	1	1
Director Finance, Facilities and Fleet	0	0	0	1	1	1	1	1
Director Public Affairs	0	0	0	1	1	1	1	1
Director Organizational Development Training	0	0	0	1	1	1	1	1
Electronics Evidence Technician	0	1	0	0	0	0	0	0
Electronics Surveillance Technician	1	0	0	0	0	-1	0	0
Executive Assistant	1	1	1	1	0	0	1	1
Finance Manager	1	1	1	0	-1	-1	0	0
Fingerprint Technician	1	1	1	0	-1	-1	0	0
Fiscal Technician	1	1	2	3	1	2	3	3
Gang Intelligence Analyst	0	0	1	1	0	1	1	1
HR Business Partner	0	0	0	1	1	1	1	1
Intelligence Analyst	0	0	0	3	3	3	3	3
Inventory Clerk	1	1	1	1	0	0	1	1
LE Victim Coordinator I	0	0	0	1	1	1	1	1
LE Victim Coordinator II	0	0	0	1	1	1	1	1
Occupational Safety Specialist	1	1	1	1	0	0	1	1
Pawn Technician	2	2	2	2	0	0	2	2
Personnel Assistant	2	2	2	0	-2	-2	0	0
Photographic Lab Technician	2	2	2	2	0	0	2	2
Police Fleet & Facilities Manager	1	1	1	1	0	0	1	1
Police Information Center Manager	1	1	1	1	0	0	1	1
Police Information Center Technician 1	20	19	14	14	0	-6	14	14
Police Information Center Technician 2	5	5	5	2	-3	-3	2	2
Police Property Technician	9	9	7	6	-1	-3	6	6
Police Property Technician Supervisor	1	1	1	0	-1	-1	0	0
Police Technician	0	0	2	2	0	2	2	2
Polygraph Examiner	0	0	1	1	0	1	1	1
Reporting Agency Coordinator	0	0	0	1	1	1	1	1
Public Relations Coordinator 2	1	1	1	0	-1	-1	0	0
RTIC Systems Technician	1	1	1	1	0	0	1	1
School Patrol Lieutenant	3	3	3	3	0	0	3	3
School Patrol Officer	29	29	29	29	0	0	29	29
School Patrol Officer Supervisor	1	1	1	1	0	0	1	1
Social Media Coordinator	0	0	0	1	1	1	1	1
Social Worker	0	0	0	2	2	2	2	2
Special Assistant City Attorney	1	1	1	1	0	0	1	1
Terminal Agency Coordinator	1	1	1	1	0	0	1	1

City of Chattanooga
Detail Position List for Fiscal Year 2021-2026

Position Name	Change					Projected		
	FY 2021	FY 2022	FY 2023	FY 2024	PY to CY	FY 21 thru FY 2024	FY 2025	FY 2026
Victim Services Chaplain Coordinator	1	1	0	0	0	-1	0	0
	115	115	116	123	7	8	123	123
Automated Traffic Control								
Sworn Master Police Officer	2	0	0	0	0	-2	0	0
	2	0	0	0	0	-2	0	0
Police - Grant								
POL VOCA2019								
Bilingual LE Victim Coordinator 1	0	0	0	1	1	1	1	1
	0	0	0	1	1	1	1	1
Department of Fire	468	468	455	464	9	-4	473	473
Fire General Fund	459	459	446	455	9	-4	464	464
SWORN								
Assistant Fire Chief	3	3	3	3	0	0	3	3
Community Outreach & Recruitment Coordinator	0	0	1	0	-1	0	0	0
Deputy Fire Chief	1	1	1	1	0	0	1	1
Deputy Fire Marshall	1	1	1	1	0	0	1	1
Executive Deputy Fire Chief	1	1	1	1	0	0	1	1
Fire Battalion Chief	10	10	11	12	1	2	13	13
Fire Captain	81	81	78	79	1	-2	80	80
Fire Chief	1	1	1	1	0	0	1	1
Fire Instructor	0	0	1	0	-1	0	0	0
Fire Lieutenant	81	81	78	79	1	-2	80	80
Fire Marshall	1	1	1	1	0	0	1	1
Firefighter	132	132	126	79	-47	-53	83	83
Firefighter Engineer	47	0	0	0	0	-47	0	0
Firefighter Senior	64	111	108	162	54	98	164	164
Research and Planning Officer	0	0	1	0	-1	0	0	0
Staff Captain	15	15	13	15	2	0	15	15
Staff Firefighter	0	0	1	0	-1	0	0	0
Staff Firefighter Engineer	1	0	0	0	0	-1	0	0
Staff Lieutenant	3	3	3	3	0	0	3	3
Staff Senior Firefighter	1	2	1	2	1	1	2	2
	443	443	430	439	9	-4	448	448
NON - SWORN								
Administrative Support Assistant 2	2	2	2	2	0	0	2	2
Administration Support Specialist	2	2	2	2	0	0	2	2
Building Maintenance Mechanic 1	3	3	3	3	0	0	3	3
Building Maintenance Mechanic 2	1	1	1	1	0	0	1	1
Fire Equipment Specialist	3	3	3	3	0	0	3	3
Fiscal Analyst	1	1	1	1	0	0	1	1
General Supervisor	1	1	1	1	0	0	1	1
HR Business Partner	1	1	1	1	0	0	1	1
Inventory Technician	1	1	1	1	0	0	1	1
Public Relations Coordinator 2	1	1	1	1	0	0	1	1
	16	16	16	16	0	0	16	16
TN Valley Regional Communication								
Administrative Support Assistant 2	1	1	1	1	0	0	1	1
Deputy Director Wireless Communication	1	1	1	1	0	0	1	1
Director Wireless Communication	1	1	1	1	0	0	1	1
Radio Network Analyst	1	1	1	1	0	0	1	1
Radio Network Engineer	3	3	3	3	0	0	3	3
Radio Network Specialist	2	2	2	2	0	0	2	2
	9	9	9	9	0	0	9	9
Department of Public Works (All Funds)	744	762	773	790	17	46	790	790
Public Works General Fund	238	271	260	276	-7	38	276	276
Administration								
Administrative Support Assistant 2	2	2	2	1	-1	-1	1	1
Administrator	1	1	1	1	0	0	1	1
Director of Operations	0	0	0	1	1	1	1	1
Deputy Administrator	1	1	1	0	-1	-1	0	0
Digital Specialist	1	0	0	0	0	-1	0	0
Executive Assistant	1	1	1	1	0	0	1	1

City of Chattanooga Detail Position List for Fiscal Year 2021-2026

Position Name	Change					Projected		
	FY 2021	FY 2022	FY 2023	FY 2024	PY to CY	FY 21 thru FY 2024	FY 2025	FY 2026
Finance Manager	1	1	0	1	1	0	1	1
Fiscal Analyst	2	2	0	0	0	-2	0	0
Inventory Coordinator	1	1	0	0	0	-1	0	0
Public Relations Coordinator PT	1	1	1	0	-1	-1	0	0
	11	10	6	5	-1	-6	5	5
City Wide Services								
Accounting Technician 2	1	2	2	2	0	1	2	2
Administrative Manager	1	1	1	1	0	0	1	1
Administrative Support Assistant 1	2	2	2	1	-1	-1	1	1
Administrative Support Specialist	3	3	3	3	0	0	3	3
City Laborer	1	1	1	1	0	0	1	1
Data Analyst	1	1	1	1	0	0	1	1
Deputy Director Citywide Services	1	1	1	1	0	0	1	1
Director, City Wide Services	1	1	1	1	0	0	1	1
Inventory Clerk	1	0	0	0	0	-1	0	0
Supervisor Safety and Risk	0	0	0	1	1	1	1	1
Inventory Coordinator	1	1	1	1	0	0	1	1
Inventory Technician	1	1	1	1	0	0	1	1
	14	14	14	14	0	0	14	14
Municipal Forestry								
Crew Supervisor 2	3	3	3	0	-3	-3	0	0
Crew Chief	0	0	0	3	3	3	3	3
Forestry Supervisor	1	1	1	1	0	0	1	1
Municipal Forester	1	1	1	1	0	0	1	1
Truck Driver	6	6	6	6	0	0	6	6
	11	11	11	11	0	0	11	11
Central Business District								
City Laborer	4	4	4	4	0	0	4	4
Crew Chief	0	0	0	1	1	1	1	1
Crew Leader	1	1	1	0	-1	-1	0	0
Crew Worker	1	1	1	1	0	0	1	1
Equipment Operator 3	1	1	1	1	0	0	1	1
	7	7	7	7	0	0	7	7
Solid Waste Refuse Collection Center								
Truck Driver	1	1	1	1	0	0	1	1
	1	1	1	1	0	0	1	1
Emergency								
Crew Supervisor CDL	0	1	1	0	-1	0	0	0
General Supervisor	0	0	0	1	1	1	1	1
Crew Worker	1	1	2	2	0	1	2	2
Crew Worker 3	1	1	0	0	0	-1	0	0
Truck Driver	7	6	6	6	0	-1	6	6
	9	9	9	9	0	0	9	9
Engineering								
Accounts Coordinator	1	1	1	1	0	0	1	1
Administrative Support Assistant 1	1	1	0	0	0	-1	0	0
Assistant City Engineer	1	1	1	1	0	0	1	1
City Engineer	1	1	1	1	0	0	1	1
Civil Engineer	2	2	1	1	0	-1	1	1
Construction Inspector 2	1	1	2	2	0	1	2	2
Engineering Co-op	1	1	0	0	0	-1	0	0
Engineering Coordinator	3	3	3	4	1	1	4	4
Engineering Manager	1	1	1	1	0	0	1	1
Engineering Technician	1	1	1	1	0	0	1	1
Senior Engineer	2	2	2	2	0	0	2	2
	15	15	13	14	1	-1	14	14
Street Cleaning Crews								
City Laborer	3	3	2	2	0	-1	2	2
Crew Chief	0	0	0	4	4	4	4	4
Crew Leader	4	4	5	0	-5	-4	0	0
Crew Supervisor 2	1	1	0	0	0	-1	0	0
Crew Worker 2	2	2	0	0	0	-2	0	0
General Supervisor	1	1	1	1	0	0	1	1
Truck Driver	0	0	1	1	0	1	1	1
	11	11	9	8	-1	-3	8	8

City of Chattanooga
Detail Position List for Fiscal Year 2021-2026

Position Name						Change	Projected	
	FY 2021	FY 2022	FY 2023	FY 2024	PY to CY	FY 21 thru FY 2024	FY 2025	FY 2026
Street Sweeping								
Truck Driver	6	6	6	6	0	0	6	6
	6	6	6	6	0	0	6	6
Mowing Tractors/Leaf Collection								
Crew Chief	0	0	0	1	1	1	1	1
Crew Leader	1	1	1	0	-1	-1	0	0
Truck Driver	8	8	6	6	0	-2	6	6
	9	9	7	7	0	-2	7	7
Brush & Trash								
Crew Supervisor CDL	1	1	1	0	-1	-1	0	0
Crew Foreman CDL	0	0	0	1	1	1	1	1
General Supervisor	1	1	1	1	0	0	1	1
Truck Driver	9	9	9	9	0	0	9	9
	11	11	11	11	0	0	11	11
Development Review & Permitting								
Administrative Support Assistant 2	0	2	2	2	0	2	2	2
Applications Analyst	0	1	1	1	0	1	1	1
Assistant Director Development Services	0	1	1	1	0	1	1	1
Assistant Director Land Use Development Services	0	1	0	0	0	0	0	0
Building Inspector 1	0	1	1	1	0	1	1	1
Building Inspector 2	0	1	1	1	0	1	1	1
Chief Building Inspector	0	1	1	1	0	1	1	1
Chief Electrical Inspector	0	1	1	1	0	1	1	1
Chief Plumbing Inspector	0	1	1	1	0	1	1	1
Code Enforcement Inspector 2	0	3	3	3	0	3	3	3
Combination Inspector	0	5	3	3	0	3	3	3
Construction Inspector 1	0	2	3	2	-1	2	2	2
Development Ombudsman	0	1	1	1	0	1	1	1
Development Review Planner	0	2	2	2	0	2	2	2
Director Land Development	0	1	1	1	0	1	1	1
Electrical Inspector 1	0	2	2	2	0	2	2	2
Electrical Inspector 2	0	1	1	1	0	1	1	1
Gas Mechanical Inspector 2	0	1	2	2	0	2	2	2
Manager Land Use Development	0	1	0	0	0	0	0	0
Office Supervisor	0	1	1	1	0	1	1	1
Permit Clerk	0	5	5	5	0	5	5	5
Plans Review Specialist 1	0	3	3	3	0	3	3	3
Plans Review Specialist 2	0	1	1	1	0	1	1	1
Plans Review Specialist 3	0	1	2	2	0	2	2	2
Plumbing Inspector 1	0	1	1	2	1	2	2	2
Plumbing Inspector 2	0	1	1	0	-1	0	0	0
Trans Review Specialist	0	0	1	0	-1	0	0	0
	0	42	42	40	-2	40	40	40
Trash Flash								
Truck Driver	4	4	4	4	0	0	4	4
	4	4	4	4	0	0	4	4
Smart Cities								
Crew Worker 3	0	1	0	0	0	0	0	0
Equipment Operator 4	0	3	0	0	0	0	0	0
	0	4	0	0	0	0	0	0
DRP Code Enforcement								
Administrative Support Assistant 2	0	0	0	3	3	3	3	3
Chief Inspector Code Enforcement	0	0	0	1	1	1	1	1
Code Enforcement Insp Supervisor	0	0	0	3	3	3	3	3
Code Enforcement Inspector 1	0	0	0	10	10	10	10	10
Code Enforcement Inspector 2	0	0	0	2	2	2	2	2
Demolition Abatement Specialist	0	0	0	2	2	2	2	2
	0	0	0	21	21	21	21	21
Street & Traffic Administration								
Deputy Administrator of Transportation	0	0	1	1	0	1	1	1
Executive Assistant	0	1	1	1	0	1	1	1
Finance Manager	0	0	1	0	-1	0	0	0
Public Engagement & Policy Coordinator	0	0	1	0	-1	0	0	0
Transportation Accounts Coordinator	0	1	1	1	0	1	1	1
	0	2	5	3	-2	3	3	3

City of Chattanooga Detail Position List for Fiscal Year 2021-2026

Position Name	Change					Projected		
	FY 2021	FY 2022	FY 2023	FY 2024	PY to CY	FY 21 thru FY 2024	FY 2025	FY 2026
Transportation Design and Engineering								
City Transportation Engineer	0	2	2	1	-1	1	1	1
Civil Engineer	0	1	1	1	0	1	1	1
Construction Inspector 2	0	0	1	1	0	1	1	1
Engineering Coordinator	0	1	1	1	0	1	1	1
Engineering Designer	0	1	1	1	0	1	1	1
Engineering Manager	0	1	1	1	0	1	1	1
Engineering Technician	0	1	1	1	0	1	1	1
Pothole Inspector	0	0	1	1	0	1	1	1
Senior Engineer	0	1	2	2	0	2	2	2
Transportation Accounts Coordinator	0	1	0	0	0	0	0	0
Transportation Project Manager	0	3	3	3	0	3	3	3
	0	12	14	13	-1	13	13	13
Traffic Operations								
Administrative Support Specialist	0	2	2	2	0	2	2	2
City Laborer	0	7	6	5	-1	5	5	5
City Transportation Engineer	0	0	0	1	1	1	1	1
Construction Inspector I	0	0	0	2	2	2	2	2
Construction Inspector 2	0	1	0	0	0	0	0	0
Crew Leader	0	1	1	0	-1	0	0	0
Crew Chief	0	0	0	1	1	1	1	1
Crew Worker	0	4	5	5	0	5	5	5
Director Transportation Operations	0	1	1	0	-1	0	0	0
Equipment Mechanic 3	0	1	0	0	0	0	0	0
General Supervisor	0	1	1	1	0	1	1	1
Pothole Inspector	0	1	0	0	0	0	0	0
Public Engagement & Policy Coordinator	0	1	0	0	0	0	0	0
Public Space Coordinator	0	1	1	1	0	1	1	1
Senior Engineer	0	2	0	0	0	0	0	0
Traffic Engineering Tech	0	3	3	3	0	3	3	3
Transportation Equipment Operator	0	0	3	3	0	3	3	3
Transportation Review Specialist	0	0	0	2	2	2	2	2
Transportation Inspector 1	0	1	2	2	0	2	2	2
Transportation Operations Manager	0	1	1	1	0	1	1	1
	0	28	26	29	3	29	29	29
Recycle Pick-up								
City Laborer	2	2	2	2	0	0	2	2
Crew Supervisor CDL	1	1	1	0	-1	-1	0	0
Crew Foreman CDL	0	0	0	1	1	1	1	1
General Supervisor	1	1	1	1	0	0	1	1
Recycling Coordinator	1	0	0	0	0	-1	0	0
Solid Waste Coordinator	0	1	1	1	0	1	1	1
Truck Driver	3	3	3	3	0	0	3	3
	8	8	8	8	0	0	8	8
Garbage Pick-up								
City Laborer	3	3	3	3	0	0	3	3
Crew Foreman CDL	0	0	0	1	1	1	1	1
Crew Supervisor CDL	1	1	1	0	-1	-1	0	0
Crew Worker	1	1	1	1	0	0	1	1
General Supervisor	1	1	1	1	0	0	1	1
Manager Sanitation	1	1	1	1	0	0	1	1
Truck Driver	18	18	20	24	4	6	24	24
	25	25	27	31	4	6	31	31
Container Management								
Crew Supervisor CDL	1	1	1	0	-1	-1	0	0
Crew Foreman CDL	0	0	0	1	1	1	1	1
Crew Worker	2	2	2	2	0	0	2	2
	3	3	3	3	0	0	3	3
STVR Inspection								
STVR Inspector	0	0	0	2	2	2	2	2
	0	0	0	2	2	2	2	2
Carousel Operations								
Carousel Assistant P/T	1	0	0	0	0	-1	0	0
	1	0	0	0	0	-1	0	0

City of Chattanooga
Detail Position List for Fiscal Year 2021-2026

Position Name						Change	Projected	
	FY 2021	FY 2022	FY 2023	FY 2024	PY to CY	FY 21 thru FY 2024	FY 2025	FY 2026
Field Survey								
Survey Instrument Technician	1	1	1	1	0	0	1	1
Survey Party Chief	1	1	1	1	0	0	1	1
Survey Party Chief Supervisor	1	1	1	1	0	0	1	1
	3	3	3	3	0	0	3	3
Facilities Management								
Administrative Support Assistant 1	1	1	0	0	0	-1	0	0
Administrative Support Specialist	1	1	1	1	0	0	1	1
Asset Management Systems Coordinator	1	1	1	1	0	0	1	1
Division Manager of Facilities	0	1	1	1	0	1	1	1
Fiscal Analyst	0	0	1	1	0	1	1	1
Engineering Manager	1	0	0	0	0	-1	0	0
Manager Facilities Operations	1	1	1	1	0	0	1	1
	5	5	5	5	0	0	5	5
Mail Room								
Administrative Support Assistant 1	1	1	1	1	0	0	1	1
	1	1	1	1	0	0	1	1
Downtown Campuses Building Maintenance								
Building Maintenance Mechanic 1	7	7	6	6	0	-1	6	6
Building Maintenance Mechanic 2	5	5	5	4	-1	-1	4	4
City Laborer	4	4	4	4	0	0	4	4
Crew Leader	1	1	1	0	-1	-1	0	0
Crew Chief	1	1	1	2	1	1	2	2
Crew Worker	1	1	2	2	0	1	2	2
Crew Worker 3	2	2	0	0	0	-2	0	0
General Supervisor	2	2	2	2	0	0	2	2
	23	23	21	20	-1	-3	20	20
GIS Positions								
GIS Analyst 1	3	1	1	0	-1	-3	0	0
GIS Analyst 2	2	3	3	0	-3	-2	0	0
GIS Systems & Database Manager	1	1	1	0	-1	-1	0	0
GIS Technician	1	1	1	0	-1	-1	0	0
Sewer Project Coordinator	1	1	1	0	-1	-1	0	0
	8	7	7	0	-7	-8	0	0
Parks Maintenance Admin								
Administrative Support Specialist	1	0	0	0	0	-1	0	0
Director Parks Maintenance	1	0	0	0	0	-1	0	0
Inventory Coordinator	1	0	0	0	0	-1	0	0
Parks Outreach Coordinator	1	0	0	0	0	-1	0	0
	4	0	0	0	0	-4	0	0
Parks Maintenance - Landscape								
City Laborer	1	0	0	0	0	-1	0	0
Crew Supervisor 1	1	0	0	0	0	-1	0	0
Crew Supervisor 2	5	0	0	0	0	-5	0	0
Crew Worker 2	7	0	0	0	0	-7	0	0
General Supervisor	1	0	0	0	0	-1	0	0
	15	0	0	0	0	-15	0	0
Landscape Mechanic								
Equipment Mechanic 1	1	0	0	0	0	-1	0	0
	1	0	0	0	0	-1	0	0
Landscape Miller Park								
City Laborer	1	0	0	0	0	-1	0	0
Crew Supervisor 3	1	0	0	0	0	-1	0	0
	2	0	0	0	0	-2	0	0
Playgrounds & Hardscapes								
Building Maintenance Mechanic 1	1	0	0	0	0	-1	0	0
General Supervisor	1	0	0	0	0	-1	0	0
	2	0	0	0	0	-2	0	0
TN Riverpark - Downtown - North								
Building Maintenance Mechanic 1	1	0	0	0	0	-1	0	0
Building Maintenance Mechanic 2	1	0	0	0	0	-1	0	0
City Laborer	7	0	0	0	0	-7	0	0
Crew Supervisor 1	4	0	0	0	0	-4	0	0
Crew Supervisor 3	2	0	0	0	0	-2	0	0
Crew Worker 2	4	0	0	0	0	-4	0	0

City of Chattanooga Detail Position List for Fiscal Year 2021-2026

Position Name	Change					Projected		
	FY 2021	FY 2022	FY 2023	FY 2024	PY to CY	FY 21 thru FY 2024	FY 2025	FY 2026
Deputy Director Parks Maintenance	1	0	0	0	0	-1	0	0
Equipment Operator 1	1	0	0	0	0	-1	0	0
General Supervisor	1	0	0	0	0	-1	0	0
	22	0	0	0	0	-22	0	0
Office of Sustainability								
Director of Sustainability	1	0	0	0	0	-1	0	0
	1	0	0	0	0	-1	0	0
TN River Park Security								
Crew Supervisor 2	1	0	0	0	0	-1	0	0
Crew Worker 2	4	0	0	0	0	-4	0	0
	5	0	0	0	0	-5	0	0
DRC Building Operations								
Administrative Support Assistant 1	1	0	0	0	0	-1	0	0
Building Maintenance Mechanic 2	1	1	1	1	0	0	1	1
City Laborer	1	1	1	1	0	0	1	1
Crew Worker	1	1	1	1	0	0	1	1
Crew Worker 3	1	0	0	0	0	-1	0	0
	5	3	3	3	0	-2	3	3
Fleet Municipal Garage - Amnicola								
Administrative Support Assistant 1	1	1	1	1	0	0	1	1
Asset Management Systems Coordinator	1	1	1	1	0	0	1	1
City Laborer	1	1	1	1	0	0	1	1
Crew Worker	0	1	1	0	-1	0	0	0
Crew Worker 2	0	0	0	1	1	1	1	1
Data Analyst	1	1	1	1	0	0	1	1
Deputy Director Fleet Management	1	1	0	1	1	0	1	1
Director Fleet Management	1	1	2	1	-1	0	1	1
Equipment Mechanic 1	3	3	3	3	0	0	3	3
Equipment Mechanic 2	9	9	9	9	0	0	9	9
Equipment Mechanic 3	6	6	6	6	0	0	6	6
Fiscal Analyst	0	0	1	1	0	1	1	1
Fleet Maintenance Shift Supervisor	2	2	2	2	0	0	2	2
Fleet Maintenance Shop Supervisor	2	2	2	2	0	0	2	2
Inventory Coordinator	1	1	1	1	0	0	1	1
Inventory Technician	3	3	2	2	0	-1	2	2
	32	33	33	33	0	1	33	33
Municipal Garage - 12th Street Garage								
Administrative Support Assistant 1	1	1	1	1	0	0	1	1
Administrative Support Specialist	1	1	1	1	0	0	1	1
City Laborer	2	2	2	2	0	0	2	2
Crew Worker	1	1	1	1	0	0	1	1
Equipment Mechanic 1	6	6	6	6	0	0	6	6
Equipment Mechanic 2	6	6	7	6	-1	0	6	6
Equipment Mechanic 3	7	7	6	5	-1	-2	5	5
Equipment Operator 4	1	1	0	0	0	-1	0	0
Fleet Maintenance Shift Supervisor	2	2	2	2	0	0	2	2
Inventory Coordinator	1	1	1	0	-1	-1	0	0
Truck Driver	0	0	0	1	1	1	1	1
Inventory Technician	1	1	1	3	2	2	3	3
	29	29	28	28	0	-1	28	28
Stormwater Management	155	155	164	163	-1	8	163	163
Stormwater Management								
Administrative Support Specialist	1	1	1	1	0	0	1	1
Assistant City Engineer	1	1	1	1	0	0	1	1
Engineering Coordinator	1	1	1	1	0	0	1	1
Engineering Technician	1	1	1	1	0	0	1	1
Inventory coordinator	0	0	1	1	0	1	1	1
Landscape Architect 1	1	1	1	1	0	0	1	1
Landscape Architect 2	0	0	1	1	0	1	1	1
Landscape Inspector	1	1	1	0	-1	-1	0	0
Manager Water Quality	1	1	1	1	0	0	1	1
Public Relations Coordinator 2	1	1	1	0	-1	-1	0	0
Water Quality Specialist 1	3	3	3	3	0	0	3	3

City of Chattanooga
Detail Position List for Fiscal Year 2021-2026

Position Name	Change					Projected		
	FY 2021	FY 2022	FY 2023	FY 2024	PY to CY	FY 21 thru FY 2024	FY 2025	FY 2026
Water Quality Specialist 2	6	6	7	7	0	1	7	7
Water Quality Supervisor	3	3	3	3	0	0	3	3
Water Quality Technician 1	2	2	1	2	1	0	2	2
Water Quality Trainee	3	3	3	3	0	0	3	3
	25	25	27	26	-1	1	26	26
Stormwater Management & Operations								
Accounting Technician 2	0	0	1	1	0	1	1	1
Asset Management Systems Coordinator	0	0	1	1	0	1	1	1
Administrative Support Assistant 2	1	1	1	1	0	0	1	1
City Laborer	26	26	26	26	0	0	26	26
Crew Supervisor 1	4	4	0	0	0	-4	0	0
Crew Leader	7	7	11	0	-11	-7	0	0
Crew Chief	0	0	0	11	11	11	11	11
Crew Supervisor 3	8	8	7	0	-7	-8	0	0
Crew Foreman	0	0	0	7	7	7	7	7
Crew Worker	13	13	21	20	-1	7	20	20
Crew Worker 3	9	9	0	0	0	-9	0	0
Equipment Operator 3	4	4	4	0	-4	-4	0	0
Truck Driver	14	14	14	18	4	4	18	18
Heavy Equipment Operator	10	10	10	10	0	0	10	10
General Supervisor	3	3	3	3	0	0	3	3
Manager Sewer Construction	1	1	1	1	0	0	1	1
Coordinator Tree Canopy	0	0	1	1	0	1	1	1
	100	100	101	100	-1	0	100	100
Stormwater Site Development								
Applications Analyst	1	1	1	1	0	0	1	1
Construction Program Supervisor	1	1	1	1	0	0	1	1
Engineering Coordinator	1	1	1	1	0	0	1	1
Landscape Architect 2	1	1	1	1	0	0	1	1
Landscape Inspector	0	0	2	2	0	2	2	2
Manager Site Development	1	1	1	1	0	0	1	1
Plans Review Specialist 1	2	2	2	2	0	0	2	2
Senior Engineer	1	1	1	1	0	0	1	1
Soil Engineering Specialist	5	5	5	5	0	0	5	5
	13	13	15	15	0	2	15	15
Stormwater Engineering & Project Management								
Civil Engineer	4	4	4	4	0	0	4	4
Construction Program Supervisor	1	1	1	1	0	0	1	1
Engineering Coordinator	4	4	4	4	0	0	4	4
Engineering Manager	1	1	1	1	0	0	1	1
Engineering Technician	1	1	1	1	0	0	1	1
Project Engineer	1	1	1	1	0	0	1	1
Senior Engineer	1	1	1	1	0	0	1	1
Survey Instrument Technician	1	1	1	1	0	0	1	1
Survey Party Chief	1	1	1	1	0	0	1	1
	15	15	15	15	0	0	15	15
Stormwater Green Infrastructure Maintenance								
Field Team Leader	0	0	1	2	1	2	2	2
GI Maintenance Crew	0	0	2	2	0	2	2	2
Manager Natural Resources	1	1	1	1	0	0	1	1
Natural Resources Project Coordinator	0	0	0	1	1	1	1	1
Natural Resource General Supervisor	0	0	1	1	0	1	1	1
	1	1	5	7	2	6	7	7
Stormwater Public Relations								
Public Information Specialist	1	1	1	0	-1	-1	0	0
	1	1	1	0	-1	-1	0	0
State Street Aid Fund	51	51	52	53	1	2	53	53
Street Maintenance								
City Laborer	15	15	15	15	0	0	15	15
Crew Chief	0	0	0	4	4	4	4	4
Crew Leader	1	1	4	0	-4	-1	0	0
Crew Foreman CDL	0	0	0	1	1	1	1	1
Crew Foreman	0	0	0	1	1	1	1	1
Crew Supervisor 2	2	2	0	0	0	-2	0	0
Crew Supervisor 3 CDL	2	2	1	0	-1	-2	0	0
Crew Worker	7	7	8	10	2	3	10	10

City of Chattanooga Detail Position List for Fiscal Year 2021-2026

Position Name	Change					Projected		
	FY 2021	FY 2022	FY 2023	FY 2024	PY to CY	FY 21 thru FY 2024	FY 2025	FY 2026
Equipment Operator 4	7	7	0	0	0	-7	0	0
General Supervisor	1	1	1	1	0	0	1	1
Heavy Equipment Operator	7	7	6	6	0	-1	6	6
Manager Street Maintenance	1	1	1	1	0	0	1	1
Truck Driver	6	6	14	14	0	8	14	14
	49	49	50	53	3	4	53	53
SSA Transportation								
Crew Worker 2	2	2	2	0	-2	-2	0	0
	2	2	2	0	-2	-2	0	0
Solid Waste Fund	15	15	16	17	1	2	17	17
Sanitary Fills								
City Laborer	1	1	1	1	0	0	1	1
Crew Foreman COL	0	0	0	1				
Crew Supervisor CDL	1	1	1	0	-1	-1	0	0
Equipment Mechanic 3	0	0	0	1	1	1	1	1
Scale Operator	0	0	0	1	1	1	1	1
Heavy Equipment Operator	0	0	0	5	5	5	5	5
Crew Worker	2	2	2	1	-1	-1	1	1
Equipment Operator 5	5	5	5	0	-5	-5	0	0
Landfill Technician	2	2	2	2	0	0	2	2
Manager Landfill	1	1	1	1	0	0	1	1
	12	12	12	13	1	1	12	12
Compost Waste Center Recycling								
Scale Operator	0	0	0	1	1	1	1	1
Truck Driver	0	0	0	1	1	1	1	1
Crew Worker	2	2	2	0	-2	-2	0	0
	2	2	2	2	0	0	2	2
Recycle Center								
Truck Driver	1	1	1	1	0	0	1	1
	1	1	1	1	0	0	1	1
Household Hazardous Waste Disposal Recycling								
HHW Technician	0	0	1	1	0	1	1	1
	0	0	1	1	0	1	1	1
Waste Water Operations	199	205	217	217	0	18	217	217
Wastewater Administration								
Accounting Technician 2	0	0	0	3	3	3	3	3
Accounts Coordinator	1	2	2	3	1	2	3	3
Administrative Support Specialist	2	2	2	3	1	1	3	3
Assistant Director for Administration	1	1	1	0	-1	-1	0	0
Assistant Director for Engineering	1	1	1	0	-1	-1	0	0
Assistant Director for Maintenance	1	1	1	0	-1	-1	0	0
Assistant Director for Operations	1	1	1	0	-1	-1	0	0
Capital Projects Coordinator	0	0	1	0	-1	0	0	0
Customer Service Representative 1	0	0	3	0	-3	0	0	0
Administrative Support Assistant 2	0	0	0	1	1	1	1	1
Administrative Manager	0	0	0	1	1	1	1	1
Administrator Wastewater Systems	0	0	0	1	1	1	1	1
Asset Management Systems Coordinator	0	0	0	1	1	1	1	1
Deputy Director of Wastewater Systems	1	1	1	1	0	0	1	1
Director Administration Waste Water	1	1	1	1	0	0	1	1
Fiscal Analyst	1	1	1	1	0	0	1	1
HR Business Partner	0	0	0	1	1	1	1	1
Inventory Clerk	0	0	0	1	1	1	1	1
Inventory Coordinator	0	0	0	2	2	2	2	2
Inventory Technician	0	0	0	1	1	1	1	1
Personnel Assistant	1	1	1	0	-1	-1	0	0
Plant Maintenance Planner	0	0	1	1	0	1	1	1
Public Works Administrative Manager	1	1	1	0	-1	-1	0	0
Public Relations Coordinator 2 Utility	0	0	0	1	1	1	1	1
SCADA Specialist	1	1	0	0	0	-1	0	0
Warehouse Supervisor	0	0	0	1	1	1	1	1
Utility Financial Service Manager	1	1	1	1	0	0	1	1
	14	15	19	25	6	11	25	25

City of Chattanooga
Detail Position List for Fiscal Year 2021-2026

Position Name	Change					Projected		
	FY 2021	FY 2022	FY 2023	FY 2024	PY to CY	FY 21 thru FY 2024	FY 2025	FY 2026
Laboratory								
Chemist	1	1	1	1	0	0	1	1
Laboratory Analyst	0	0	0	2	2	2	2	2
Laboratory Technician	0	0	0	5				
Laboratory Technician 1	4	4	5	0	-5	-4	0	0
Laboratory Technician 2	2	2	2	0	-2	-2	0	0
Laboratory Technician 3	1	1	1	1	0	0	1	1
Manager Laboratory Services	1	1	1	1	0	0	1	1
	9	9	10	10	0	1	10	10
Engineering								
Administrative Support Assistant 2	1	1	0	0	0	-1	0	0
Assistant Director for Engineering	0	0	0	1	1	1	1	1
Construction Inspector Team Lead	0	0	0	1	1	1	1	1
Construction Inspector Supervisor	1	1	1	0	-1	-1	0	0
Crew Scheduler	1	1	2	1	-1	0	1	1
Director Engineering Wastewater	0	0	0	1	1	1	1	1
Manager Energy	0	0	1	1	0	1	1	1
Engineering Coordinator	2	2	3	2	-1	0	2	2
Engineering Manager	2	2	3	3	0	1	3	3
Engineering Technician	0	1	1	1	0	1	1	1
GIS Analyst 2	0	1	2	0	-2	0	0	0
Project Engineer	1	1	1	1	0	0	1	1
Process Engineer	0	0	1	1	0	1	1	1
Senior Engineer	0	1	1	1	0	1	1	1
Sewer Construction Inspector	0	0	0	2	2	2	2	2
Sewer Project Coordinator	2	2	2	2	0	0	2	2
Waste Resources Plant Engineer	1	1	1	1	0	0	1	1
Waste Resources System Engineer	1	1	1	1	0	0	1	1
	12	15	20	20	0	8	20	20
Plant Maintenance								
Accounting Technician 2	3	3	3	0	-3	-3	0	0
Adm Support Assistant 2	1	1	1	0	-1	-1	0	0
Asset Management Systems Coordinator	1	1	1	0	-1	-1	0	0
Building Maintenance Mechanic 1	3	3	2	2	0	-1	2	2
Building Maintenance Mechanic 2	0	0	1	1	0	1	1	1
Chief Electrical Instrument Technician	2	2	2	2	0	0	2	2
Chief Maintenance Mechanic	3	3	3	0	-3	-3	0	0
Crew Leader	1	1	1	0	-1	-1	0	0
Crew Supervisor	0	0	0	1	1	1	1	1
Crew Worker	2	2	2	2	0	0	2	2
Custodian	0	0	0	2	2	2	2	2
Director Maintenance Wastewater	0	0	0	1	1	1	1	1
Engineering Coordinator	3	3	3	3	0	0	3	3
General Supervisor	0	0	1	0	-1	0	0	0
HR Business Partner	1	1	1	0	-1	-1	0	0
Industrial Electrician 1	12	12	9	10	1	-2	10	10
Industrial Electrician 2	2	2	2	2	0	0	2	2
Industrial Maintenance Mechanic 1	7	7	6	6	0	-1	6	6
Industrial Maintenance Mechanic 2	5	6	7	7	0	2	7	7
Maintenance Mechanic Supervisor	0	0	0	2	2	2	2	2
Inventory Clerk	2	2	2	0	-2	-2	0	0
Inventory Coordinator	2	2	2	0	-2	-2	0	0
Inventory Technician	1	1	1	0	-1	-1	0	0
OT Project Manager	0	0	1	1	0	1	1	1
OT Systems Manager	0	0	1	1	0	1	1	1
Plant Maintenance Lubricator	2	2	2	3	1	1	3	3
Plant Maintenance Planner	1	1	1	1	0	0	1	1
SCADA Analyst	0	0	1	1	0	1	1	1
Warehouse Supervisor	0	1	1	0	-1	0	0	0
Waste Resource Maintenance Manger	1	1	1	1	0	0	1	1
	55	57	58	49	-9	-6	49	49
Sewer Maintenance								
Crew Supervisor 3	1	1	1	0	-1	-1	0	0
Admin Support Assistant 2	0	0	0	1	1	1	1	1
Crew Foreman	0	0	0	2	2	2	2	2
Crew Foreman CDL	0	0	0	3	3	3	3	3
Crew Supervisor 3 CDL	4	4	4	0	-4	-4	0	0

City of Chattanooga Detail Position List for Fiscal Year 2021-2026

Position Name	Change					Projected		
	FY 2021	FY 2022	FY 2023	FY 2024	PY to CY	FY 21 thru FY 2024	FY 2025	FY 2026
Crew Worker	7	7	8	9	1	2	9	9
Crew Worker 3	1	1	0	0	0	-1	0	0
Engineering Coordinator	0	0	1	0	-1	0	0	0
Truck Driver	4	4	4	4	0	0	4	4
Heavy Equipment Operator	5	5	5	4	-1	-1	4	4
General Supervisor	1	1	1	1	0	0	1	1
Manager Sewer Construction	1	1	1	1	0	0	1	1
	24	24	25	25	0	1	25	25
Wastewater Liquid Handling								
Chief Plant Operator	4	4	4	4	0	0	4	4
Crew Worker	1	1	1	1	0	0	1	1
Plant Liquid Operations Supervisor	1	1	1	1	0	0	1	1
Plant Manager	1	1	1	1	0	0	1	1
Plant Operator 1	4	4	4	4	0	0	4	4
Plant Operator 2	9	9	9	8	-1	-1	8	8
Plant Operator 3	8	8	8	9	1	1	9	9
Sewer Project Coordinator	1	1	1	1	0	0	1	1
	29	29	29	29	0	0	29	29
Inflow & Infiltration								
Crew Supervisor 3	1	1	0	0	0	-1	0	0
Crew Supervisor 3 CDL	1	1	1	0	-1	-1	0	0
Crew Scheduler	0	0	0	1	1	1	1	1
Crew Foreman	0	0	0	3	3	3	3	3
Crew Worker	3	3	3	2	-1	-1	2	2
Equipment Operator 4	5	5	3	3	0	-2	3	3
Truck Driver	0	0	2	3	1	3	3	3
General Supervisor	1	1	1	1	0	0	1	1
	11	11	10	13	3	2	13	13
Safety & Training								
Administrative Support Assistant 2	1	1	1	1	0	0	1	1
Industrial Occupational Safety Supervisor	1	1	1	1	0	0	1	1
Occupational Safety Specialist	1	1	1	1	0	0	1	1
	3	3	3	3	0	0	3	3
Pretreatment/Monitoring								
Adm Support Assistant 2	1	1	0	0	0	-1	0	0
Admin Support Specialist	0	0	1	0	-1	0	0	0
Assistant Pretreatment Manager	1	1	1	0	-1	-1	0	0
Pretreatment Inspector 1	4	4	4	0	-4	-4	0	0
Pretreatment Inspector 2	2	2	2	0	-2	-2	0	0
Administrative Coordinator	0	0	0	1	1	1	1	1
Assistant Environmental Compliance Mgr	0	0	0	1	1	1	1	1
Environmental Compliance Manager	0	0	0	1	1	1	1	1
Pretreatment Manager	1	1	1	1	0	0	1	1
Water Quality Specialist 1	0	0	0	4	4	4	4	4
Water Quality Specialist 2	0	0	0	2	2	2	2	2
	9	9	9	10	1	1	10	10
Wastewater Solid Handling								
Plant Operator 1	4	4	4	4	0	0	4	4
Plant Operator 2	5	5	4	4	0	-1	4	4
Plant Operator 3	3	3	5	4	-1	1	4	4
Director Operations Wastewater	0	0	0	1	1	1	1	1
Plant Solids Operation Supervisor	1	1	1	0	-1	-1	0	0
Sewer Project Coordinator	0	0	0	1	1	1	1	1
Solids Operation Supervisor	0	0	0	1	1	1	1	1
Scale Operator	1	1	1	1	0	0	1	1
Truck Driver	1	1	1	1	0	0	1	1
	15	15	16	17	1	2	17	17
Wastewater Pump Station Operations								
Chief Plant Operator	2	2	2	2	0	0	2	2
Plant Operator 1	2	2	1	2	1	0	2	2
Plant Operator 2	8	8	9	9	0	1	9	9
Plant Operator 3	2	2	2	2	0	0	2	2
Pump Station Operations Supervisor	1	1	1	1	0	0	1	1
	15	15	15	16	1	1	16	16

City of Chattanooga
Detail Position List for Fiscal Year 2021-2026

Position Name						Change	Projected	
	FY 2021	FY 2022	FY 2023	FY 2024	PY to CY	FY 21 thru FY 2024	FY 2025	FY 2026
ISS 311 Call Center								
Customer Service Representative 1	3	3	3	0	-3	-3	0	0
	3	3	3	0	-3	-3	0	0
Municipal Golf Courses								
Administrative Support Assistant 2	1	0	0	0	0	-1	0	0
Crew Worker 1	1	0	0	0	0	-1	0	0
Crew Worker 2	8	0	0	0	0	-8	0	0
Equipment Mechanic 2	2	0	0	0	0	-2	0	0
Equipment Operator 3 or 4	1	0	0	0	0	-1	0	0
Golf Course Superintendent	2	0	0	0	0	-2	0	0
Golf Operations Assistant	1	0	0	0	0	-1	0	0
Golf Operations Coordinator	2	0	0	0	0	-2	0	0
Manager Golf Courses	1	0	0	0	0	-1	0	0
Pro Shop Clerk	1	0	0	0	0	-1	0	0
	20	0	0	0	0	-20	0	0
Department of Human Resources (All Funds)	34	34	34	32	-2	-2	32	32
Human Resources General Fund	29	29	32	32	0	3	32	32
Human Resources Administration								
Chief Human Resources Officer	1	1	1	1	0	0	1	1
Associate HR Business Partner	0	0	0	1	1	1	1	1
Compensation Manager	1	1	0	0	0	-1	0	0
Deputy Chief Human Resources Officer	1	1	1	1	0	0	1	1
Director Compensation & Performance Management	1	1	1	0	-1	-1	0	0
Director HR Operations	1	1	1	1	0	0	1	1
Director HRMS & Employment Services	1	1	1	1	0	0	1	1
Executive Assistant	1	1	1	1	0	0	1	1
HR & Employee Relations Specialist	1	1	1	0	-1	-1	0	0
HR Admin Specialist	0	0	1	0	-1	0	0	0
HR Business Partner	5	5	5	4	-1	-1	4	4
Human Resources Administrative Specialist	1	0	0	0	0	-1	0	0
Human Resources Analyst	0	0	1	3	2	3	3	3
Human Resources Technician	0	0	0	3	3	3	3	3
Manager Compensation	0	0	1	0	-1	0	0	0
Manager Recruiting	1	1	1	1	0	0	1	1
Recruiting Coordinator	3	3	3	0	-3	-3	0	0
Retention Specialist	0	1	0	0	0	0	0	0
Manager Total Rewards	0	0	0	1	1	1	1	1
	18	18	19	18	-1	0	18	18
Employee Insurance Office								
Benefits Specialist	2	2	2	2	0	0	2	2
Director Total Rewards	0	0	0	1	1	1	1	1
Human Resource Analyst	0	0	0	1	1	1	1	1
Human Resource Technician	0	0	0	1	1	1	1	1
Director of Employee Benefits	1	1	1	0	-1	-1	0	0
Manager Wellness & Occ Health	0	0	0	1	1	1	1	1
HR Admin Specialist	0	0	1	0	-1	0	0	0
Leave Coordinator	0	0	1	0	-1	0	0	0
Manager Pension & Benefits	1	1	1	1	0	0	1	1
	4	4	6	7	1	3	7	7
Employees Safety Program								
Admin Support Specialist	0	0	0	1	1	1	1	1
Director of Safety, Comp. & Risk Mgmt	1	1	1	0	-1	-1	0	0
Safety & Compliance Specialist	1	1	1	1	0	0	1	1
Safety Technician	1	1	1	0	-1	-1	0	0
Supervisor Safety & Risk	1	1	1	1	0	0	1	1
	4	4	4	3	-1	-1	3	3
Risk Management								
Director Safety, Compl & Risk Mgt	0	0	0	1	1	1	1	1
Claims & Risk Analyst	0	0	0	1	1	1	1	1
	0	0	0	2	2	2	2	2
Training								
Director Leadership & Prof Development	1	1	1	1	0	0	1	1
Human Resource Technician	0	0	0	1	1	1	1	1
Manager, Work-Based Learning	1	1	1	0	-1	-1	0	0
Supervisor Work-based Learning	1	1	1	0	-1	-1	0	0
	3	3	3	2	-1	-1	2	2

City of Chattanooga Detail Position List for Fiscal Year 2021-2026

Position Name						Change	Projected	
	FY 2021	FY 2022	FY 2023	FY 2024	PY to CY	FY 21 thru FY 2024	FY 2025	FY 2026
Health and Wellness Fund								
Human Resources Administrative Specialist	1	2	0	0	0	-1	0	0
Leave Coordinator	1	1	0	0	0	-1	0	0
Manager Employee Wellness & Occupational Health	2	2	2	0	-2	-2	0	0
Occupational Health Support Specialist	1	0	0	0	0	-1	0	0
	5	5	2	0	-2	-5	0	0
Executive Department of the Mayor (All Funds)	14	48	52	64	12	50	64	64
Executive Department - General Funds	14	48	52	47	-5	33	47	47
Office of the Mayor								
Administrative Specialist	2	0	0	0	0	-2	0	0
Administrative Support Assistant 1	1	0	1	1	0	0	1	1
Chief of Staff	1	1	1	1	0	0	1	1
Chief Operating Officer	1	0	1	1	0	0	1	1
Chief Policy Officer	0	1	0	0	0	0	0	0
Constituent Services Coordinator	1	1	1	1	0	0	1	1
Deputy Chief of Staff	1	1	1	1	0	0	1	1
Deputy Chief Policy Officer	0	1	0	0	0	0	0	0
Deputy Chief Operating Officer	0	0	1	1	0	1	1	1
Director of Homeless Supportive Housing	0	1	1	0	-1	0	0	0
Director of Intergovernmental Relations	0	1	1	1	0	1	1	1
Director of Policy Planning & Implementation	0	1	1	1	0	1	1	1
Director Special Projects	1	1	1	0	-1	-1	0	0
Executive Assistant to Chief of Staff	0	1	1	1	0	1	1	1
Executive Assistant to Chief Policy Officer	0	1	0	0	0	0	0	0
Executive Assistant to Chief Operating Officer	0	0	1	1	0	1	1	1
Executive Assistant to Mayor	0	1	1	1	0	1	1	1
Internal Communications Coordinator	0	0	0	1	1		1	1
Mayor	1	1	1	1	0	0	1	1
Policy Analyst	0	2	2	1	-1	1	1	1
Project Coordinator	1	0	0	0	0	-1	0	0
Project Manager, Legislative Affairs & Operations	0	1	1	1	0	1	1	1
Receptionist	0	1	1	1	0	1	1	1
Senior Advisor for Economic Opportunity	0	1	1	1	0	1	1	1
Senior Advisor for Legislative Affairs	0	0	1	1	0	1	1	1
Senior Advisor to Mayor	1	0	0	0	0	-1	0	0
Senior Policy Analyst	1	0	1	0	-1	-1	0	0
Staff Assistant	0	0	0	1	1	1	1	1
	12	18	21	19	-2	7	19	19
Communications								
Civic Engagement & Communications Coordinator	0	1	1	1	0	1	1	1
Communications Coordinator	0	1	1	1	0	1	1	1
Communications Director	0	1	0	0	0	0	0	0
Digital Specialist	0	1	1	1	0	1	1	1
Director of Public Affairs	0	0	0	1	1	1	1	1
Senior Advisor for Public Affairs	0	0	0	1	1	1	1	1
Senior Advisor for Communications & Digital Strategy	0	0	1	0	-1	0	0	0
	0	4	4	5	1	5	5	5
Community Health								
Administrative Support Coordinator	0	0	1	1	0	1	1	1
Comm Outreach Coordinator	0	1	1	1	0	1	1	1
Deputy Director Community Health	0	0	1	1	0	1	1	1
Director Alternative Response Model	0	1	1	0	-1	0	0	0
Director Community Health	0	1	1	1	0	1	1	1
Executive Director Community Safety and Gun Violence Prevention	0	0	1	1	0	1	1	1
Manager Community Safety and Gun Violence	0	0	0	2	2	2	2	2
Intervention Specialist	0	3	3	3	0	3	3	3
Program Coordinator	0	2	2	1	-1	1	1	1
Program Manager	0	1	1	1	0	1	1	1
Public Safety Coordinator	0	1	1	1	0	1	1	1
Social Worker	0	10	8	3	-5	3	3	3
	0	20	21	16	-5	16	16	16
Family Justice								
Administrative Support Specialist	0	1	1	1	0	1	1	1
Assistant Director of Clinical Coordinator Services	0	0	1	1	0	1	1	1
Assistant Director Outreach, Training, and Volunteer	0	0	0	1	1	1	1	1
Clinical Coordinator/Internship Facilitator	0	1	0	0	0	0	0	0

City of Chattanooga
Detail Position List for Fiscal Year 2021-2026

Position Name	Change					Projected		
	FY 2021	FY 2022	FY 2023	FY 2024	PY to CY	FY 21 thru FY 2024	FY 2025	FY 2026
Family Justice Center Executive Director	0	1	1	1	0	1	1	1
Family Justice Center Navigator	0	2	2	2	0	2	2	2
Family Justice Center Outreach Coordinator	0	1	0	0	0	0	0	0
Client Services Supervisor	0	0	0	1	1	1	1	1
Outreach, Training, and Volunteer Coordinator	0	0	1	0	-1	0	0	0
	0	6	6	7	1	7	7	7
Office of Multicultural Affairs								
Community Program Specialist	1	0	0	0	0	-1	0	0
Director, Multicultural Affairs	1	0	0	0	0	-1	0	0
	2	0	0	0	0	-2	0	0
Executive Department - Grants	0	0	0	17	17	17	17	17
FJC OVCHH Grant								
Client Services Supervisor	0	0	0	1	1	1	1	1
FJC OVC Project Coordinator	0	0	0	2	2	2	2	2
	0	0	0	3	3	3	3	3
FJC VOCA Grant								
FJC Navigator	0	0	0	1	1	1	1	1
	0	0	0	1	1	1	1	1
FJC VOCA2								
FJC CCR Specialist	0	0	0	2	2	2	2	2
	0	0	0	2	2	2	2	2
MAYOR Public Health Grant HHS								
Community/Public Health Data Assistant	0	0	0	1	1	1	1	1
Lead Registered Nurse Navigator	0	0	0	2	2	2	2	2
Nurse Navigator	0	0	0	1	1	1	1	1
Registered Nurse Navigator	0	0	0	5	5	5	5	5
	0	0	0	9	9	9	9	9
MAYOR FJC Delta Ahead Grant								
FJC Prevention Coordinator	0	0	0	1	1	1	1	1
Housing Stability Facilitator	0	0	0	1	1	1	1	1
	0	0	0	2	2	2	2	2
Dept. of Community Development (All Funds)	0	159	173	157	-16	157	157	157
Community Dev General Fund	0	159	173	125	-48	125	125	125
Administration								
Accounting Technician 2	0	0	1	1	0	1	1	1
Administrative Support Specialist	0	1	2	1	-1	1	1	1
Administrator Community Development	0	1	1	1	0	1	1	1
Deputy Administrator CD	0	1	1	1	0	1	1	1
Assistant Director Recreation	0	0	0	1	1	1	1	1
Director of Assistance Programs	0	1	1	1	0	1	1	1
Director of Operations	0	1	1	1	0	1	1	1
Executive Assistant	0	1	1	1	0	1	1	1
Fiscal Analyst	0	1	1	1	0	1	1	1
Finance Manager	0	1	1	1	0	1	1	1
Personnel Assistant	0	0	1	1	0	1	1	1
	0	8	11	11	0	11	11	11
Homeless & Supportive Housing								
Homeless Outreach Specialist	0	1	0	0	0	0	0	0
Homeless Outreach Specialist PT	0	3	3	0	-3	0	0	0
Homes Services Coordinator	0	3	4	0	-4	0	0	0
Housing Navigator	0	4	4	0	-4	0	0	0
HMS Data Specialist	0	0	1	0	-1	0	0	0
Intake Specialist	0	1	1	0	-1	0	0	0
Lead Housing Navigator	0	1	1	0	-1	0	0	0
Lead Outreach	0	1	1	0	-1	0	0	0
Manager Homeless Program	0	1	1	0	-1	0	0	0
Program Coordinator	0	1	1	0	-1	0	0	0
	0	16	17	0	-17	0	0	0
Neighborhood Services								
Manager Neighborhood Services Development	0	1	1	0	-1	0	0	0
Neighborhood Program Specialist	0	2	2	0	-2	0	0	0
Neighborhood Relations Specialist	0	2	3	0	-3	0	0	0
	0	5	6	0	-6	0	0	0

City of Chattanooga Detail Position List for Fiscal Year 2021-2026

Position Name	Change					Projected		
	FY 2021	FY 2022	FY 2023	FY 2024	PY to CY	FY 21 thru FY 2024	FY 2025	FY 2026
Code Enforcement Office								
Administrative Support Assistant 2	0	2	3	0	-3	0	0	0
Chief Neighborhood Code Enforcement Inspector	0	1	1	0	-1	0	0	0
Code Enforcement Inspector 1	0	9	10	0	-10	0	0	0
Code Enforcement Inspector 2	0	2	2	0	-2	0	0	0
Code Enforcement Inspector Supervisor	0	3	3	0	-3	0	0	0
Demolition Abatement Specialist	0	1	2	0	-2	0	0	0
	0	18	21	0	-21	0	0	0
Community Centers Administration								
Administrative Support Specialist	0	1	0	1	1	1	1	1
Assistant Director Recreation	0	1	1	0	-1	0	0	0
Assistant Director of Community Centers	0	0	1	0	-1	0	0	0
CAP Program Assistant PT	0	2	2	0	-2	0	0	0
Crew Worker 1 PT	0	1	1	0	-1	0	0	0
Director of Community Centers	0	2	2	2	0	2	2	2
Neighborhood Relations Specialist	0	1	0	0	0	0	0	0
Crew Worker 2	0	0	0	1	1	1	1	1
Program Specialist	0	0	1	1	0	1	1	1
Public Relations Coordinator 1	0	1	0	0	0	0	0	0
Public Relations Coordinator 2	0	0	1	0	-1	0	0	0
Recreation Program Coordinator	0	2	0	0	0	0	0	0
Recreation Program Specialist	0	1	1	0	-1	0	0	0
Recreation Specialist PT	0	1	1	0	-1	0	0	0
	0	13	11	5	-6	5	5	5
Fitness Center								
Administrative Support Assistant 1	0	1	0	0	0	0	0	0
Fitness Center Specialist PT	0	1	0	0	0	0	0	0
Fitness Trainer PT	0	1	0	0	0	0	0	0
Front Desk Clerk PT	0	1	0	0	0	0	0	0
Group Fitness Instructor PT	0	10	0	0	0	0	0	0
Recreation Division Manager	0	1	0	0	0	0	0	0
	0	15	0	0	0	0	0	0
CD Community Center Staffing								
Administrative Support Assistant 2	0	0	1	1	0	1	1	1
Art Assistant	0	0	0	1	1	1	1	1
Crew Worker 1	0	11	2	0	-2	0	0	0
Custodian	0	0	11	13	2	13	13	13
Custodian PT	0	0	0	1	1	1	1	1
Front Desk Clerk	0	0	4	5	1	5	5	5
Program Tutor	0	0	20	17	-3	17	17	17
Manager Community Center 1	0	13	13	16	3	16	16	16
Manager Community Center 2	0	4	4	4	0	4	4	4
Specialist Community Centers	0	28	27	28	1	28	28	28
Specialist Community Centers	0	17	17	19	2	19	19	19
	0	73	99	105	6	105	105	105
CD Office of Family Empowerment								
Assistant Director OFE	0	0	0	1	1	1	1	1
Director Office Family Empowerment	0	0	0	1	1	1	1	1
	0	0	0	2	2	2	2	2
CD Public Communication								
Public Relations Coordinator 2	0	0	0	1	1	1	1	1
Specialist Community Centers	0	0	0	1	1	1	1	1
	0	0	0	2	2	2	2	2
Eastgate Senior Center								
Recreation Facility Manager 1	0	1	1	0	-1	0	0	0
Recreation Specialist	0	1	1	0	-1	0	0	0
Recreation Specialist PT	0	2	1	0	-1	0	0	0
	0	4	3	0	-3	0	0	0
North River Center								
Community Facilities Supervisor	0	1	1	0	-1	0	0	0
Recreation Specialist PT	0	1	1	0	-1	0	0	0
	0	2	2	0	-2	0	0	0
Heritage House								
Art Assistant	0	1	1	0	-1	0	0	0
Community Facilities Supervisor	0	1	1	0	-1	0	0	0
Recreation Specialist PT	0	1	1	0	-1	0	0	0
	0	3	3	0	-3	0	0	0

City of Chattanooga
Detail Position List for Fiscal Year 2021-2026

Position Name	Change					Projected		
	FY 2021	FY 2022	FY 2023	FY 2024	PY to CY	FY 21 thru FY 2024	FY 2025	FY 2026
Community Development - Community Assistance								
Accounting Technician 1	0	1	0	0	0	0	0	0
Personnel Assistant	0	1	0	0	0	0	0	0
	0	2	0	0	0	0	0	0
Community Development Fund - Grants	0	0	0	32	32	32	32	32
Economic Development Housing Access								
Assistant Manager Community Development	0	0	0	1	1	1	1	1
Community Development Specialist	0	0	0	4	4	4	4	4
Fiscal Analyst	0	0	0	1	1	1	1	1
Manager Community Development	0	0	0	1	1	1	1	1
	0	0	0	7	7	7	7	7
Economic Development ESG Homeless Administration								
Homeless Services Coordinator	0	0	0	1	1	1	1	1
	0	0	0	1	1	1	1	1
Economic Development Home ARP Grant								
Accounting Technician 2	0	0	0	1	1	1	1	1
Homeless Service Coordinator	0	0	0	2	2	2	2	2
Homeless Services Coordinator	0	0	0	1	1	1	1	1
Homeless Services Intake Coordinator	0	0	0	1	1	1	1	1
	0	0	0	5	5	5	5	5
Community Development LIHEAP Grant								
Admin Support Assistant 1	0	0	0	1	1	1	1	1
Admin Support Specialist	0	0	0	1	1	1	1	1
Data Entry Clerk	0	0	0	1	1	1	1	1
Family Support Specialist, LIHEAP	0	0	0	1	1	1	1	1
Front Desk Clerk	0	0	0	1	1	1	1	1
LIHEAP Data Entry Clerk	0	0	0	2	2	2	2	2
LIHWAP Data Entry Clerk	0	0	0	3	3	3	3	3
Navigation Clerk	0	0	0	3	3	3	3	3
OFE Navigation Specialist	0	0	0	1	1	1	1	1
OFE Program Coordinator	0	0	0	1	1	1	1	1
	0	0	0	15	15	15	15	15
Community Development CSBG Grant								
Family Support Specialist	0	0	0	3	3	3	3	3
OFE Program Coordinator	0	0	0	1	1	1	1	1
	0	0	0	4	4	4	4	4
Department of Parks & Outdoors	0	259	274	275	1	275	275	275
Parks & Outdoors General Fund	0	203	220	222	2	222	222	222
Administration								
Accounting Technician PT	0	1	1	1	0	1	1	1
Administrative Support Specialist	0	2	1	1	0	1	1	1
Administrative Support Specialist PT	0	2	2	0	-2	0	0	0
Administrator Parks & Outdoors	0	1	1	1	0	1	1	1
Crew Worker 1 PT	0	2	2	0	-2	0	0	0
Deputy Administrator PO	0	1	1	1	0	1	1	1
Development Coordinator	0	1	1	0	-1	0	0	0
Director of Design & Connectivity	0	1	1	1	0	1	1	1
Parks Planner	0	1	1	1	0	1	1	1
Director Recreation	0	1	1	0	-1	0	0	0
Executive Assistant	0	0	1	1	0	1	1	1
Finance Manager	0	0	1	1	0	1	1	1
Fiscal Analyst	0	1	1	1	0	1	1	1
Program Driver PT	0	12	12	0	-12	0	0	0
Director Marketing and Communication	0	1	1	0	-1	0	0	0
Recreation Division Manager	0	1	1	0	-1	0	0	0
Recreation Program Coordinator	0	0	1	0	-1	0	0	0
	0	28	30	9	-21	9	9	9
Fitness Center								
Administrative Support Assistant 1	0	0	1	1	0	1	1	1
Fitness Center Specialist	0	0	1	1	0	1	1	1
Fitness Trainer	0	0	1	1	0	1	1	1

City of Chattanooga Detail Position List for Fiscal Year 2021-2026

Position Name	Change					Projected		
	FY 2021	FY 2022	FY 2023	FY 2024	PY to CY	FY 21 thru FY 2024	FY 2025	FY 2026
Front Desk Clerk	0	0	0	1	1	1	1	1
Group Fitness Instructor	0	0	10	10	0	10	10	10
Recreation Division Manager	0	0	1	1	0	1	1	1
Parks & Outdoors Communication	0	0	14	15	1	15	15	15
Development Coordinator	0	0	0	1	1	1	1	1
Director Marketing and Communications	0	0	0	1	1	1	1	1
Parks Outreach Coordinator	0	0	0	1	1	1	1	1
Parks & Outdoors Recreation Admin	0	0	0	3	3	3	3	3
Admin Support Specialist	0	0	0	1	1	1	1	1
Crew Worker 2	0	0	0	2	2	2	2	2
Director Recreation	0	0	0	1	1	1	1	1
General Supervisor	0	0	0	1	1	1	1	1
Recreation Division Manager	0	0	0	1	1	1	1	1
Recreation Program Coordinator	0	0	0	1	1	1	1	1
Recreation Specialist	0	0	0	4	4	4	4	4
Special Events	0	0	0	11	11	11	11	11
Open Spaces Activation Specialist	0	1	1	1	0	1	1	1
Director of Specialist Events & Parks Programming	0	1	1	1	0	1	1	1
Manager Special Events	0	1	1	1	0	1	1	1
Community Events Manager	0	1	1	1	0	1	1	1
Parks & Outdoors Supportive Services	0	4	4	4	0	4	4	4
Crew Supervisor 1	0	1	0	0	0	0	0	0
Crew Supervisor 2	0	0	1	1	0	1	1	1
Crew Worker 1	0	3	3	2	-1	2	2	2
Crew Worker 1 PT	0	4	4	4	0	4	4	4
Crew Worker 2	0	3	3	2	-1	2	2	2
Equipment Mechanic 1	0	1	0	0	0	0	0	0
General Supervisor	0	1	1	0	-1	0	0	0
Rec Facility Skatepark	0	13	12	9	-3	9	9	9
Recreation Specialist	0	1	2	2	0	2	2	2
Parks & Outdoors Sports	0	1	2	2	0	2	2	2
Recreation Program Coordinator	0	1	1	1	0	1	1	1
Program Driver PT	0	0	0	12	12	12	12	12
Recreation Facility Manager 1	0	1	1	1	0	1	1	1
Recreation Specialist PT	0	50	50	46	-4	46	46	46
Therapeutic Programs	0	52	52	60	8	60	60	60
Front Desk Clerk PT	0	1	0	0	0	0	0	0
Therapeutic Recreation Specialist	0	1	1	2	1	2	2	2
Therapeutic Recreation Program Coordinator	0	1	1	1	0	1	1	1
Therapeutic Recreation Assistant PT	0	0	2	2	0	2	2	2
Therapeutic Program Manager	0	0	0	1	1	1	1	1
Parks & Outdoors Aquatics	0	3	4	6	2	6	6	6
Aquatics Assistant PT	0	1	1	1	0	1	1	1
Aquatics Program Manager	0	1	1	1	0	1	1	1
Lifeguard 1 PT	0	2	2	2	0	2	2	2
Lifeguard 2 PT	0	5	5	5	0	5	5	5
Head Lifeguard PT	0	3	3	2	-1	2	2	2
Recreation Specialist	0	0	0	1	1	1	1	1
Swim Lesson Instructor PT	0	5	5	2	-3	2	2	2
Water Fitness Instructor PT	0	4	4	5	1	5	5	5
Parks & Outdoors Champion's Club	0	21	21	19	-2	19	19	19
Crew Worker 1	0	1	0	0	0	0	0	0
Recreation Program Specialist	0	1	1	1	0	1	1	1
Recreation Specialist	0	0	1	1	0	1	1	1
Recreation Specialist PT	0	5	5	3	-2	3	3	3
Tennis Professional	0	1	1	1	0	1	1	1
Total	0	8	8	6	-2	6	6	6

City of Chattanooga
Detail Position List for Fiscal Year 2021-2026

Position Name	Change					Projected		
	FY 2021	FY 2022	FY 2023	FY 2024	PY to CY	FY 21 thru FY 2024	FY 2025	FY 2026
Parks & Outdoors Summit of Softball Complex								
Crew Supervisor 2	0	1	1	1	0	1	1	1
Crew Worker 1 PT	0	4	4	4	0	4	4	4
Crew Worker 2	0	5	5	5	0	5	5	5
	0	10	10	10	0	10	10	10
Outdoor Chattanooga								
Admin Support Specialist	0	0	1	0	-1	0	0	0
Customer Relations Specialist	0	1	1	1	0	1	1	1
Director Outdoor Chattanooga	0	1	1	1	0	1	1	1
Recreation Program Coordinator	0	1	1	1	0	1	1	1
Recreation Program Specialist	0	1	1	1	0	1	1	1
Recreation Specialist	0	1	1	1	0	1	1	1
Recreation Specialist PT	0	2	4	4	0	4	4	4
	0	7	10	9	-1	9	9	9
City Wide Park Maintenance / Landscape								
Crew Supervisor 1	0	1	1	1	0	1	1	1
Crew Supervisor 2	0	4	4	4	0	4	4	4
Crew Supervisor 3	0	0	2	0	-2	0	0	0
Crew Worker 1	0	1	1	2	1	2	2	2
Crew Worker 1 PT	0	3	3	2	-1	2	2	2
Crew Worker 2	0	8	8	8	0	8	8	8
Park Maintenance Technician	0	1	0	1	1	1	1	1
General Supervisor	0	1	1	1	0	1	1	1
	0	19	20	19	-1	19	19	19
Parks Maintenance Playgrounds and Facilities / Hardscapes								
Crew Supervisor 3	0	1	0	0	0	0	0	0
Building Maintenance Mechanic 1	0	0	0	1	1	1	1	1
General Supervisor	0	0	0	1	1	1	1	1
Crew Worker 1	0	1	0	0	0	0	0	0
	0	2	0	2	2	2	2	2
Park Maintenance Technician								
Building Maintenance Mechanic 1	0	1	1	0	-1	0	0	0
General Supervisor	0	1	1	0	-1	0	0	0
	0	2	2	0	-2	0	0	0
Parks Maintenance Administration								
Administrative Support Specialist		1	1	1	0	1	1	1
Director Park Stewardship & Maint	0	1	1	1	0	1	1	1
Inventory Coordinator	0	1	1	1	0	1	1	1
Parks Outreach Coordinator	0	1	1	0	-1	0	0	0
	0	4	4	3	-1	3	3	3
Shared Maintenance Carousel Operations								
Carousel Assistant P/T	0	1	1	1	0	1	1	1
	0	1	1	1	0	1	1	1
Parks Maintenance Buildings and Structures								
Crew Worker 1	0	0	0	3	3	3	3	3
	0	0	0	3	3	3	3	3
Shared Maint Arts, Culture & Creative Economy								
City Artist PT	0	0	0	1	1	1	1	1
Director Public Art	0	0	0	1	1	1	1	1
Public Art Collections Specialist PT	0	0	0	1	1	1	1	1
Senior Director Arts Culture Creative Economy	0	0	0	1	1	1	1	1
	0	0	0	4	4	4	4	4
Shared Maintenance Tennessee Riverpark Downtown								
Building Maintenance Mechanic 1	0	1	1	1	0	1	1	1
Building Maintenance Mechanic 2	0	1	1	1	0	1	1	1
Crew Supervisor 1	0	4	3	3	0	3	3	3
Crew Supervisor 2	0	0	0	1	1	1	1	1
Crew Supervisor 3	0	2	2	0	-2	0	0	0
Crew Worker 1	0	7	6	6	0	6	6	6
Crew Worker 2	0	4	4	4	0	4	4	4
Crew Worker 3	0	0	1	1	0	1	1	1
Deputy Director Parks Maintenance	0	1	1	1	0	1	1	1
Equipment Operator 1	0	1	1	1	0	1	1	1
Horticulturist	0	0	0	2	2	2	2	2

City of Chattanooga Detail Position List for Fiscal Year 2021-2026

Position Name	Change					Projected		
	FY 2021	FY 2022	FY 2023	FY 2024	PY to CY	FY 21 thru FY 2024	FY 2025	FY 2026
Park Maintenance Technician	0	0	0	1	1	1	1	1
Superintendent Downtown Riverpark	0	0	0	1	1	1	1	1
General Supervisor	0	1	1	0	-1	0	0	0
	0	22	21	23	2	23	23	23
Shared Maintenance Tennessee Riverpark Security								
Crew Supervisor 2	0	1	1	0	-1	0	0	0
Crew Worker 2	0	3	4	4	0	4	4	4
	0	4	5	4	-1	4	4	4
Parks and Outdoors Administration								
Executive Assistant	0	1	0	0	0	0	0	0
Finance Manager	0	1	0	0	0	0	0	0
	0	2	0	0	0	0	0	0
Municipal Golf Courses								
Administrative Support Assistant 2	0	1	1	1	0	1	1	1
Concession Attendant	0	5	0	0	0	0	0	0
Crew Worker 1	0	1	2	2	0	2	2	2
Crew Worker 2	0	8	4	4	0	4	4	4
Crew Worker PT	0	1	0	0	0	0	0	0
Equipment Mechanic 2	0	2	2	2	0	2	2	2
Equipment Operator 3 or 4	0	1	0	0	0	0	0	0
Food Clerk PT	0	3	0	0	0	0	0	0
Golf Assistant PT	0	20	40	39	-1	39	39	39
Golf Course Ranger	0	1	0	0	0	0	0	0
Golf Course Superintendent	0	2	2	2	0	2	2	2
Golf Operations Assistant	0	1	0	0	0	0	0	0
Golf Operations Coordinator	0	2	2	2	0	2	2	2
Laborer PT	0	5	0	0	0	0	0	0
Manager Golf Courses	0	1	1	1	0	1	1	1
Pro Shop Attendant PT	0	1	0	0	0	0	0	0
Pro Shop Clerk	0	1	0	0	0	0	0	0
	0	56	54	53	-1	53	53	53
Department of Early Learning (All Funds)	319	347	310	243	-67	-76	243	243
Department of Early Learning General Fund	0	32	18	17	-1	17	17	17
Administration								
Admin Support Specialist	0	0	1	0	-1	0	0	0
Administrator Early Learning	0	0	1	1	0	1	1	1
Community Forward School Coordinator	0	7	7	0	-7	0	0	0
Crew Supervisor 1	0	0	1	1	0	1	1	1
Crew Worker 1	0	0	2	0	-2	0	0	0
Deputy Administrator EL	0	0	1	1	0	1	1	1
Director Community Forward Program	0	1	1	0	-1	0	0	0
Director of Early Learning	0	1	1	0	-1	0	0	0
Early Learning Business Navigator	0	1	1	0	-1	0	0	0
Executive Assistant	0	0	0	1	1	1	1	1
Fiscal Analyst	0	0	1	1	0	1	1	1
Parent Family Community Engagement Coordinator	0	1	1	1	0	1	1	1
	0	11	18	6	-12	6	6	6
Office of Early Learning								
Director Of Early Learning	0	0	0	1	1	1	1	1
Early Learning Business Navigator	0	0	0	1	1	1	1	1
	0	0	0	2	2	2	2	2
Community Forward								
Community Forward School Coordinator	0	0	0	8	8	8	8	8
Director Community Forward Program	0	0	0	1	1	1	1	1
	0	0	0	9	9	9	9	9
Youth Development								
Recreation Program Specialist	0	1	0	0	0	0	0	0
	0	1	0	0	0	0	0	0
Education								
Program Tutor	0	20	0	0	0	0	0	0
	0	20	0	0	0	0	0	0
Early Learning - Social Services Fund	319	315	292	226	-66	-93	226	226
Administration								
Accounting Technician 2	1	0	0	0	0	-1	0	0
Administrative Support Specialist	1	1	0	0	0	-1	0	0

City of Chattanooga
Detail Position List for Fiscal Year 2021-2026

Position Name	Change					Projected		
	FY 2021	FY 2022	FY 2023	FY 2024	PY to CY	FY 21 thru FY 2024	FY 2025	FY 2026
Administrator	1	1	1	0	-1	-1	0	0
Deputy Administrator	1	1	1	0	-1	-1	0	0
Executive Assistant	1	0	1	0	-1	-1	0	0
Finance Manager	1	0	0	0	0	-1	0	0
Personnel Assistant	1	0	0	0	0	-1	0	0
	7	3	3	0	-3	-7	0	0
Occupancy								
Crew Supervisor 1	1	1	1	0	-1	-1	0	0
Crew Worker 1	2	2	2	0	-2	-2	0	0
	3	3	3	0	-3	-3	0	0
Community Services Block Grant								
Accounting Technician 2	0	0	1	0	-1	0	0	0
Administrative Support Assistant I	1	0	1	0	-1	-1	0	0
Administrative Support Specialist	0	0	1	0	-1	0	0	0
Asst Director OFE	1	1	1	0	-1	-1	0	0
Crew Supervisor 1	0	0	1	0	-1	0	0	0
Crew Worker 1	0	0	2	0	-2	0	0	0
Data Entry Clerk	1	1	1	0	-1	-1	0	0
Director of OFE	1	1	1	0	-1	-1	0	0
Economic Mobility Coach	0	0	1	0	-1	0	0	0
Economic Mobility Program Coordinator	0	0	1	0	-1	0	0	0
Family Support Specialist	5	5	3	0	-3	-5	0	0
Front Desk Clerk	0	0	1	0	-1	0	0	0
LIHEAP Data Entry Clerk	0	0	2	0	-2	0	0	0
LIHEAP Outreach Coordinator	1	0	0	0	0	-1	0	0
LIHEAP Outreach Specialist	1	0	0	0	0	-1	0	0
Navigation Clerk	0	0	1	0	-1	0	0	0
OFE Navigation Specialist	0	0	1	0	-1	0	0	0
OFE Program Coordinator	2	2	2	0	-2	-2	0	0
Personnel Assistant	0	0	1	0	-1	0	0	0
	13	10	22	0	-22	-13	0	0
Day Care								
Collaboration Primary Caregiver	0	3	0	0	0	0	0	0
Collaboration Teacher	0	2	0	0	0	0	0	0
	0	5	0	0	0	0	0	0
Foster Grandparents								
Director of FGP Program	1	1	1	1	0	0	1	1
Foster Grand Field Supervisor	1	1	1	1	0	0	1	1
Program Assistant II	1	1	1	1	0	0	1	1
	3	3	3	0	-3	-3	0	0
Head Start Centers								
Assistant Director Head Start	0	0	0	1	1	1	1	1
Associate Accountant	0	0	0	1	1	1	1	1
Building Mechanic	0	0	4	2	-2	2	2	2
Center Clerk	5	5	5	4	-1	-1	4	4
Center Director	0	0	0	5	5	5	5	5
Classroom Substitutes	60	60	45	2	-43	-58	2	2
Clerk III	4	4	7	1	-6	-3	1	1
Clerk IV	1	1	0	0	0	-1	0	0
Coach	0	0	0	4	4	4	4	4
Continuous Quality Education Manager	0	0	0	1	1	1	1	1
Data Clerk	0	0	0	2	2	2	2	2
Dietary Aide	2	2	0	4	4	2	4	4
Dietary Assistant I	6	6	8	6	-2	0	6	6
Dietary Assistant II	0	0	0	4	4	4	4	4
Dietary Coordinator	0	0	0	1	1	1	1	1
Director Head Start	1	1	1	1	0	0	1	1
Disabilities & Mental Health Coordinator	1	1	1	1	0	0	1	1
Early Head Start Education Manager	1	1	1	1	0	0	1	1
EHS Teacher	0	0	0	1	1	1	1	1
EHS Teacher	0	0	0	43	43	43	43	43
EmpowerPro	0	0	0	25	25	25	25	25
ERSEA Coordinator	0	0	0	1	1	1	1	1
Facilities Coordinator	0	0	0	1	1	1	1	1
Collaboration Primary Caregiver	3	3	3	0	-3	-3	0	0
Collaboration Teacher	2	2	2	0	-2	-2	0	0
Dietary Supervisor	1	1	1	0	-1	-1	0	0

City of Chattanooga Detail Position List for Fiscal Year 2021-2026

Position Name	Change					Projected		
	FY 2021	FY 2022	FY 2023	FY 2024	PY to CY	FY 21 thru FY 2024	FY 2025	FY 2026
English Language Learner Supervisor	1	1	2	0	-2	-1	0	0
Facility & Grounds Supervisor	1	1	0	0	0	-1	0	0
Family Service Assistant	11	12	16	2	-14	-9	2	2
Family Services Support	1	1	1	1	0	0	1	1
Family Service Supervisor	3	3	3	3	0	0	3	3
Family Support Advocate	0	0	0	16	16	16	16	16
Fiscal Analyst	1	0	0	1	1	0	1	1
Head Start Administrative Coordinator	0	0	0	1	1	1	1	1
Head Start Education Manager	0	0	0	1	1	1	1	1
Health Manager	0	0	0	1	1	1	1	1
Health Technician	5	5	5	5	0	0	5	5
HS Teacher	33	38	40	17	-23	-16	17	17
HS Teacher Assistant	1	0	0	23	23	22	23	23
Interpreter	0	0	0	9	9	9	9	9
Lead Interpreter	0	0	0	1	1	1	1	1
Lead Teacher	5	5	4	2	-2	-3	2	2
Manager Financial Operations	0	0	0	1	1	1	1	1
Nurse	1	1	1	4	3	3	4	4
Personnel Assistant	0	0	0	1	1	1	1	1
PFCE Coordinator	0	0	0	1	1	1	1	1
PFCE Manager	0	0	0	1	1	1	1	1
Professional Development Specialist	1	0	1	1	0	0	1	1
Purchasing Clerk	0	0	0	1	1	1	1	1
Purchasing Supervisor	0	0	0	1	1	1	1	1
Purchasing Clerk	0	0	0	1	1	1	1	1
Quality Specialist	0	0	0	7	7	7	7	7
Quality Supervisor	0	0	0	2	2	2	2	2
Resource Specialist	3	2	3	7	4	4	7	7
Teacher	23	23	21	1	-20	-22	1	1
Teacher Assistant	20	24	26	1	-25	-19	1	1
Technology Coordinator	0	0	0	1	1	1	1	1
Fiscal/Data Systems Manager	1	1	1	0	-1	-1	0	0
General Maintenance	5	5	0	0	0	-5	0	0
Health/ Nutrition Coordinator	1	1	1	0	-1	-1	0	0
Human Resources Technician	1	1	0	0	0	-1	0	0
Janitor	0	0	1	0	-1	0	0	0
Multi-Disciplinary Team Manager	3	3	3	0	-3	-3	0	0
Parent Involvement Coordinator	1	1	1	0	-1	-1	0	0
Senior Accountant	1	1	1	0	-1	-1	0	0
Special Project Coordinator	1	1	1	0	-1	-1	0	0
	211	217	210	226	16	15	226	226
Head Start Disabilities								
Clerk IV	0	1	0	0	0	0	0	0
Resource Specialist	0	1	1	0	-1	0	0	0
	0	2	1	0	-1	0	0	0
Early Head Start								
Clerk	1	1	0	0	0	-1	0	0
Coordinator EHS	1	1	1	0	-1	-1	0	0
Dietary Assistant	2	4	4	0	-4	-2	0	0
Family Service Assistant	12	10	3	0	-3	-12	0	0
Fiscal Analyst	1	0	0	0	0	-1	0	0
Health Technician	1	1	1	0	-1	-1	0	0
Lead Teacher Center Supervisor	0	0	1	0	-1	0	0	0
Resource Specialist	1	1	0	0	0	-1	0	0
Teacher	33	38	40	0	-40	-33	0	0
Teacher Assistant	1	0	0	0	0	-1	0	0
	53	56	50	0	-50	-53	0	0
Temporary Head Start								
Dietary Assistant I	6	0	0	0	0	-6	0	0
Education Consultant	1	0	0	0	0	-1	0	0
Janitor	4	0	0	0	0	-4	0	0
Registered Dietian	1	0	0	0	0	-1	0	0
	12	0	0	0	0	-12	0	0
Temporary /Classroom Substitute								
Bus Driver	1	0	0	0	0	-1	0	0
	1	0	0	0	0	-1	0	0

City of Chattanooga
Detail Position List for Fiscal Year 2021-2026

Position Name	Change					Projected		
	FY 2021	FY 2022	FY 2023	FY 2024	PY to CY	FY 21 thru FY 2024	FY 2025	FY 2026
Temporary Day Care								
Day Care Substitute	14	14	0	0	0	-14	0	0
Dietary Aide	2	2	0	0	0	-2	0	0
	16	16	0	0	0	-16	0	0
Department of City Planning	0	10	9	8	-1	8	8	8
Administration								
Administrator	0	1	0	0	0	0	0	0
Capital Projects Coordinator	0	1	1	0	-1	0	0	0
Contracts & Accounts Coordinator	0	1	0	0	0	0	0	0
Deputy Administrator CP	0	1	1	1	0	1	1	1
Director Sustainability	0	1	1	1	0	1	1	1
Principal Planner	0	0	2	2	0	2	2	2
Project Liaison	0	0	1	1	0	1	1	1
Strategic Capital Planning Manager	0	1	1	1	0	1	1	1
Transportation Admin Manager	0	1	0	0	0	0	0	0
Transportation Design Manager	0	1	1	1	0	1	1	1
Transportation Designer	0	1	1	1	0	1	1	1
Transportation Project Manager	0	1	0	0	0	0	0	0
	0	10	9	8	-1	8	8	8
Department of Equity & Community Engagement	0	6	9	12	3	12	12	12
Administration								
Chief Equity Officer	0	1	1	1	0	1	1	1
Community Outreach Coordinator	0	1	0	0	0	0	0	0
Community Program Specialist	0	1	1	1	0	1	1	1
Director Community Engagement	0	0	1	1	0	1	1	1
Director of New Americans	0	1	1	1	0	1	1	1
Director of Supplier Diversity	0	1	1	1	0	1	1	1
Equity & Community Engagement Specialist	0	0	2	1	-1	1	1	1
Executive Assistant to Chief Equity Officer	0	0	1	1	0	1	1	1
New Americans Program Coordinator	0	1	1	0	-1	0	0	0
	0	6	9	7	-2	7	7	7
Neighborhood Services								
Neighborhood Program Specialist	0	0	0	1	1	1	1	1
Neighborhood Relations Specialist	0	0	0	3	3	3	3	3
Neighborhood Service and Development Manager	0	0	0	1	1	1	1	1
	0	0	0	5	5	5	5	5
Department Of Economic Development	0	15	20	31	11	31	31	31
Administration								
Administrator Economic Development	0	1	1	1	0	1	1	1
Admin Support Assistant 1	0	0	0	1	1	1	1	1
Brownsfield Coordinator	0	1	1	1	0	1	1	1
Chief Housing Officer	0	0	1	1	0	1	1	1
Director of Workforce Development Strategy	0	1	1	0	-1	0	0	0
Economic Development Coordinator	0	1	1	1	0	1	1	1
Entrepreneurship Coordinator	0	0	0	1	1	1	1	1
Director of Entrepreneurship	0	0	1	1	0	1	1	1
Director of Housing Finance	0	0	0	1	1	1	1	1
Director of Housing Policy	0	0	0	1	1	1	1	1
Fiscal Analyst	0	0	1	1	0	1	1	1
Legal Assistant	0	0	1	0	-1	0	0	0
Project Manager	0	1	1	0	-1	0	0	0
Project Outreach Specialist	0	1	0	0	0	0	0	0
Project Specialist	0	1	1	0	-1	0	0	0
Real Property Coordinator	0	0	1	1	0	1	1	1
Real Property Manager	0	1	1	1	0	1	1	1
Strategic Initiative Project Manager	0	0	0	1	1	1	1	1
	0	8	12	13	1	13	13	13
Economic Opportunity Housing Access								
Community Development Specialist	0	0	1	0	-1	0	0	0
	0	0	1	0	-1	0	0	0

City of Chattanooga Detail Position List for Fiscal Year 2021-2026

Position Name	Change					Projected		
	FY 2021	FY 2022	FY 2023	FY 2024	PY to CY	FY 21 thru FY 2024	FY 2025	FY 2026
Arts, Culture & Creative Economy								
City Artist PT	0	1	1	0	-1	0	0	0
Collection Specialist PT	0	1	1	0	-1	0	0	0
Director of Arts & Culture & Creative Economy	0	1	1	0	-1	0	0	0
Director Public Art	0	1	1	0	-1	0	0	0
Public Art Manager	0	1	1	0	-1	0	0	0
	0	5	5	0	-5	0	0	0
Homeless & Supportive Housing								
Grants and Development Coordinator	0	0	0	1	1	1	1	1
HMS Data Specialist	0	0	0	1	1	1	1	1
Homeless Outreach Specialist	0	0	0	1	1	1	1	1
Homeless Outreach Specialist PT	0	0	0	2	2	2	2	2
Homeless Services Coordinator	0	0	0	3	3	3	3	3
Housing Navigator	0	0	0	4	4	4	4	4
Intake Specialist	0	0	0	1	1	1	1	1
Lead Homeless Service Coordinator	0	0	0	1	1	1	1	1
Lead Housing Navigator	0	0	0	1	1	1	1	1
Lead Outreach	0	0	0	1	1	1	1	1
Manager Homeless Program	0	0	0	1	1	1	1	1
	0	0	0	17	17	17	17	17
Workforce Development								
Project Outreach Specialist PT	0	1	1	0	-1	0	0	0
Director Workforce Development Strategy	0	0	0	1				
Workforce Development Senior Project Manager	0	1	1	0	-1	0	0	0
	0	2	2	1	-1	1	1	1
Department of Innovation, Delivery & Performance								
Administration								
Administrative Coordinator	0	1	0	0	0	0	0	0
Administrator of Innovation, Delivery & Performance	0	1	1	1	0	1	1	1
Manager Innovation Program	0	0	0	1				
Deputy Administrator	0	1	0	0	0	0	0	0
Director of Innovation	0	1	1	1	0	1	1	1
	0	4	2	3	1	3	3	3
311 Call Center								
Cust Service Operations Manager	0	1	1	0	-1	0	0	0
Director 311 Operations	0	0	0	1	1	1	1	1
Customer Service Team Lead	0	1	1	1	0	1	1	1
Customer Service Representative 1	0	11	9	12	3	12	12	12
Customer Service Representative 2	0	1	3	3	0	3	3	3
Customer Service Supervisor	0	1	1	1	0	1	1	1
Customer Service Performance Specialist	0	1	1	1	0	1	1	1
	0	16	16	19	3	19	19	19
Office of Performance & Open Data								
Director Open Data & Performance Management	0	1	1	1	0	1	1	1
Innovation Program Manager	0	0	1	0	-1	0	0	0
Program Evaluator	0	1	1	1	0	1	1	1
Senior Data Analyst	0	3	3	3	0	3	3	3
	0	5	6	5	-1	5	5	5
Department of Economic & Community Development (All Funds)								
Economic & Community Dev General Fund	111	0	0	0	0	-111	0	0
Economic & Community Dev General Fund	104	0	0	0	0	-104	0	0
Administration								
Administrative Support Assistant 1	1	0	0	0	0	-1	0	0
Administrator ECD	1	0	0	0	0	-1	0	0
Administrative Support Specialist	1	0	0	0	0	-1	0	0
Affordable Housing Specialist	1	0	0	0	0	-1	0	0
Communications Director	1	0	0	0	0	-1	0	0
Deputy Administrator	1	0	0	0	0	-1	0	0
Executive Assistant	1	0	0	0	0	-1	0	0
Fiscal Analyst	1	0	0	0	0	-1	0	0
Neighborhood Program Specialist	1	0	0	0	0	-1	0	0
Real Property Manager	1	0	0	0	0	-1	0	0
	10	0	0	0	0	-10	0	0

City of Chattanooga
Detail Position List for Fiscal Year 2021-2026

Position Name	Change					Projected		
	FY 2021	FY 2022	FY 2023	FY 2024	PY to CY	FY 21 thru FY 2024	FY 2025	FY 2026
Economic Development								
Brownfield Coordinator	1	0	0	0	0	-1	0	0
Deputy Administrator	1	0	0	0	0	-1	0	0
Director Economic Development Program	1	0	0	0	0	-1	0	0
Director of Workforce Development	1	0	0	0	0	-1	0	0
	4	0	0	0	0	-4	0	0
Homeless Outreach								
Homeless Outreach Specialist	1	0	0	0	0	-1	0	0
Homeless Outreach Specialist PT	4	0	0	0	0	-4	0	0
Homeless Program Manager	1	0	0	0	0	-1	0	0
Homeless Service Coordinator	3	0	0	0	0	-3	0	0
Housing Navigators	4	0	0	0	0	-4	0	0
	13	0	0	0	0	-13	0	0
Codes & Community Services								
Neighborhood Program Specialist	1	0	0	0	0	-1	0	0
Neighborhood Relations Specialist	2	0	0	0	0	-2	0	0
Neighborhood Services Development Manager	1	0	0	0	0	-1	0	0
Project Specialist	1	0	0	0	0	-1	0	0
	5	0	0	0	0	-5	0	0
Code Enforcement Office								
Administrative Support Assistant 2	2	0	0	0	0	-2	0	0
Chief Neighborhood Code Enforcement Inspector	1	0	0	0	0	-1	0	0
Code Enforcement Inspector 1	8	0	0	0	0	-8	0	0
Code Enforcement Inspector 2	4	0	0	0	0	-4	0	0
Code Enforcement Inspector Supervisor	3	0	0	0	0	-3	0	0
Demolition Abatement Specialist	1	0	0	0	0	-1	0	0
	19	0	0	0	0	-19	0	0
Outdoor Chattanooga*								
Customer Relations Specialist	1	0	0	0	0	-1	0	0
Director of Open Spaces	1	0	0	0	0	-1	0	0
Open Spaces Activation Specialist	1	0	0	0	0	-1	0	0
Open Spaces Special Events Manager	1	0	0	0	0	-1	0	0
Parks Planner	1	0	0	0	0	-1	0	0
Recreation Division Manager	1	0	0	0	0	-1	0	0
Recreation Program Coordinator	1	0	0	0	0	-1	0	0
Recreation Program Specialist	1	0	0	0	0	-1	0	0
Recreation Specialist	1	0	0	0	0	-1	0	0
Recreation Specialist PT	1	0	0	0	0	-1	0	0
	10	0	0	0	0	-10	0	0
Public Art								
Director of Public Art	1	0	0	0	0	-1	0	0
Public Art Program Coordinator	1	0	0	0	0	-1	0	0
	2	0	0	0	0	-2	0	0
Land Development Office								
Administrative Support Assistant 2	3	0	0	0	0	-3	0	0
Applications Analyst	1	0	0	0	0	-1	0	0
Assistant Director Development Services	1	0	0	0	0	-1	0	0
Assistant Director Land Use Development	1	0	0	0	0	-1	0	0
Building Inspector 1	1	0	0	0	0	-1	0	0
Building Inspector 2	1	0	0	0	0	-1	0	0
Chief Building Inspector	1	0	0	0	0	-1	0	0
Chief Electrical Inspector	1	0	0	0	0	-1	0	0
Chief Plumbing Inspector	1	0	0	0	0	-1	0	0
Code Enforcement Inspector 2	3	0	0	0	0	-3	0	0
Combination Inspector	5	0	0	0	0	-5	0	0
Construction Inspector 1	2	0	0	0	0	-2	0	0
Development Ombudsman	1	0	0	0	0	-1	0	0
Development Review Planner	1	0	0	0	0	-1	0	0
Director	1	0	0	0	0	-1	0	0
Electrical Inspector 1	2	0	0	0	0	-2	0	0
Electrical Inspector 2	1	0	0	0	0	-1	0	0
Gas/Mechanical Inspector 2	1	0	0	0	0	-1	0	0
Manager Land Use Development	1	0	0	0	0	-1	0	0
Office Supervisor	1	0	0	0	0	-1	0	0
Permit Clerk	5	0	0	0	0	-5	0	0
Plans Review Specialist 1	2	0	0	0	0	-2	0	0
Plans Review Specialist 2	1	0	0	0	0	-1	0	0

City of Chattanooga Detail Position List for Fiscal Year 2021-2026

Position Name						Change	Projected	
	FY 2021	FY 2022	FY 2023	FY 2024	PY to CY	FY 21 thru FY 2024	FY 2025	FY 2026
Plans Review Specialist 3	1	0	0	0	0	-1	0	0
Plumbing Inspector 1	1	0	0	0	0	-1	0	0
Plumbing Inspector 2	1	0	0	0	0	-1	0	0
	41	0	0	0	0	-41	0	0
Community Development Fund								
Assistant Manager Community Development	1	0	0	0	0	-1	0	0
Community Development Specialist	4	0	0	0	0	-4	0	0
Fiscal Analyst	1	0	0	0	0	-1	0	0
Manager ECD Community Development	1	0	0	0	0	-1	0	0
	7	0	0	0	0	-7	0	0
Youth and Family Development (All Funds)	318	0	0	0	0	-318	0	0
YFD - General Fund	318	0	0	0	0	-318	0	0
Youth & Family Administration								
Administrator	1	0	0	0	0	-1	0	0
Deputy Administrator	1	0	0	0	0	-1	0	0
Development Coordinator	1	0	0	0	0	-1	0	0
Director Operations	1	0	0	0	0	-1	0	0
Fiscal Analyst	1	0	0	0	0	-1	0	0
	5	0	0	0	0	-5	0	0
Office of Community Resilience - Family Justice Center								
Administrative Support Specialist	1	0	0	0	0	-1	0	0
Clinical Coordinator/Internship Facilitator	1	0	0	0	0	-1	0	0
Family Justice Center Executive Director	1	0	0	0	0	-1	0	0
Family Justice Center Intervention Specialist	3	0	0	0	0	-3	0	0
Family Justice Center Outreach Coordinator	1	0	0	0	0	-1	0	0
Navigator	2	0	0	0	0	-2	0	0
	9	0	0	0	0	-9	0	0
Office of Community Resilience - Public Safety Office								
Community Outreach Coordinator	1	0	0	0	0	-1	0	0
Public Safety Coordinator	1	0	0	0	0	-1	0	0
	2	0	0	0	0	-2	0	0
Office of Early Learning								
Early Learning Business Navigator	1	0	0	0	0	-1	0	0
Parent/Family Community Engagement Coordinator	1	0	0	0	0	-1	0	0
	2	0	0	0	0	-2	0	0
Recreation Community Centers								
Accounting Technician PT	1	0	0	0	0	-1	0	0
Administrative Support Specialist PT	1	0	0	0	0	-1	0	0
Administrative Support Specialist PT	2	0	0	0	0	-2	0	0
Assistant Director Recreation	1	0	0	0	0	-1	0	0
Crew Worker 1 PT	1	0	0	0	0	-1	0	0
Custodian	1	0	0	0	0	-1	0	0
Director Recreation	1	0	0	0	0	-1	0	0
Front Desk Clerk PT	1	0	0	0	0	-1	0	0
Program Driver PT	5	0	0	0	0	-5	0	0
Program Tutor PT	1	0	0	0	0	-1	0	0
Recreation Division Manager	1	0	0	0	0	-1	0	0
Recreation Program Coordinator	2	0	0	0	0	-2	0	0
Recreation Specialist PT	12	0	0	0	0	-12	0	0
	30	0	0	0	0	-30	0	0
Recreation Support Services								
Crew Supervisor 1	1	0	0	0	0	-1	0	0
Crew Worker 1	3	0	0	0	0	-3	0	0
Crew Worker 2	3	0	0	0	0	-3	0	0
Equipment Mechanic 1	1	0	0	0	0	-1	0	0
General Supervisor	1	0	0	0	0	-1	0	0
	9	0	0	0	0	-9	0	0
Public Information								
Public Relations Coordinator 1	1	0	0	0	0	-1	0	0
	1	0	0	0	0	-1	0	0
Recreation Facilities Management (18 Facilities)								
Crew Worker 1	12	0	0	0	0	-12	0	0
Recreation Facility Manager 1	14	0	0	0	0	-14	0	0

**City of Chattanooga
Detail Position List for Fiscal Year 2021-2026**

Position Name	Change					Projected		
	FY 2021	FY 2022	FY 2023	FY 2024	PY to CY	FY 21 thru FY 2024	FY 2025	FY 2026
Recreation Facility Manager 2	3	0	0	0	0	-3	0	0
Recreation Specialist	29	0	0	0	0	-29	0	0
Recreation Specialist PT	3	0	0	0	0	-3	0	0
	61	0	0	0	0	-61	0	0
Recreation - Summit of Softball								
Crew Supervisor 2	1	0	0	0	0	-1	0	0
Crew Worker 2	5	0	0	0	0	-5	0	0
	6	0	0	0	0	-6	0	0
Recreation - Fitness Center								
Adaptive Fitness Assistant PT	2	0	0	0	0	-2	0	0
Administrative Support Assistant 1	1	0	0	0	0	-1	0	0
Fitness Assistant PT	3	0	0	0	0	-3	0	0
Fitness Center Specialist	3	0	0	0	0	-3	0	0
Front Desk Clerk PT	1	0	0	0	0	-1	0	0
Group Fitness Instructor PT	10	0	0	0	0	-10	0	0
Recreation Division Manager	1	0	0	0	0	-1	0	0
Rental Coordinator PT	1	0	0	0	0	-1	0	0
	22	0	0	0	0	-22	0	0
Champion's Club								
Crew Worker 1	1	0	0	0	0	-1	0	0
Recreation Program Specialist	1	0	0	0	0	-1	0	0
Tennis Assistant PT	2	0	0	0	0	-2	0	0
Tennis Professional	1	0	0	0	0	-1	0	0
	5	0	0	0	0	-5	0	0
Aquatics								
Aquatics Program Coordinator	1	0	0	0	0	-1	0	0
Lifeguard 1 PT	2	0	0	0	0	-2	0	0
Lifeguard 2 PT	5	0	0	0	0	-5	0	0
Lifeguard 3 PT	1	0	0	0	0	-1	0	0
Lifeguard Head PT	3	0	0	0	0	-3	0	0
Swim Lesson Instructor PT	4	0	0	0	0	-4	0	0
Water Fitness Instructor PT	4	0	0	0	0	-4	0	0
	20	0	0	0	0	-20	0	0
Therapeutic Recreation								
Recreation Program Specialist	1	0	0	0	0	-1	0	0
Therapeutic Program Coordinator	1	0	0	0	0	-1	0	0
Therapeutic Recreation Assistant PT	4	0	0	0	0	-4	0	0
	6	0	0	0	0	-6	0	0
Youth Development - CAP								
CAP Program Assistant PT	2	0	0	0	0	-2	0	0
CAP Trainee PT	60	0	0	0	0	-60	0	0
Recreation Program Specialist	1	0	0	0	0	-1	0	0
	63	0	0	0	0	-63	0	0
Youth Development - Career Development								
Recreation Program Coordinator	1	0	0	0	0	-1	0	0
Recreation Program Specialist	1	0	0	0	0	-1	0	0
	2	0	0	0	0	-2	0	0
KIDZ KAMP								
Recreation Program Coordinator	1	0	0	0	0	-1	0	0
Recreation Specialist PT	3	0	0	0	0	-3	0	0
	4	0	0	0	0	-4	0	0
Sports Programs								
Program Assistant PT	1	0	0	0	0	-1	0	0
Recreation Program Coordinator	1	0	0	0	0	-1	0	0
Recreation Specialist PT	62	0	0	0	0	-62	0	0
	64	0	0	0	0	-64	0	0
North River Civic Center								
Community Facilities Supervisor	1	0	0	0	0	-1	0	0
	1	0	0	0	0	-1	0	0
Eastgate Center								
Administrative Support Specialist	1	0	0	0	0	-1	0	0
Recreation Facility Manager 1	1	0	0	0	0	-1	0	0
Recreation Specialist PT	1	0	0	0	0	-1	0	0
	3	0	0	0	0	-3	0	0

City of Chattanooga Detail Position List for Fiscal Year 2021-2026

Position Name	Change					Projected		
	FY 2021	FY 2022	FY 2023	FY 2024	PY to CY	FY 21 thru FY 2024	FY 2025	FY 2026
Heritage House								
Art Assistant	1	0	0	0	0	-1	0	0
Community Facilities Supervisor	1	0	0	0	0	-1	0	0
Recreation Specialist PT	1	0	0	0	0	-1	0	0
	3	0	0	0	0	-3	0	0
Transportation	66	0	0	0	0	-66	0	0
TRANSPORTATION - General Fund	66	0	0	0	0	-66	0	0
Complete Streets								
City Transportation Engineer	1	0	0	0	0	-1	0	0
Civil Engineer	1	0	0	0	0	-1	0	0
Engineering Coordinator	1	0	0	0	0	-1	0	0
Engineering Designer	1	0	0	0	0	-1	0	0
Engineering Manager	1	0	0	0	0	-1	0	0
Engineering Technician	1	0	0	0	0	-1	0	0
Public Engagement & Policy Coordinator	1	0	0	0	0	-1	0	0
Senior Engineer	1	0	0	0	0	-1	0	0
Transportation Accounts Coordinator	1	0	0	0	0	-1	0	0
Transportation Design Manager	1	0	0	0	0	-1	0	0
Transportation Designer	1	0	0	0	0	-1	0	0
Transportation Project Coordinator	1	0	0	0	0	-1	0	0
Transportation Project Manager	3	0	0	0	0	-3	0	0
	15	0	0	0	0	-15	0	0
Transportation Administration								
Administrator Transportation	1	0	0	0	0	-1	0	0
Contracts & Accounts Coordinator	1	0	0	0	0	-1	0	0
Deputy Administrator	1	0	0	0	0	-1	0	0
Executive Assistant	1	0	0	0	0	-1	0	0
Transportation Administrative Manager	1	0	0	0	0	-1	0	0
	5	0	0	0	0	-5	0	0
Smart Cities								
Crew Worker 3	1	0	0	0	0	-1	0	0
Electrician 1	3	0	0	0	0	-3	0	0
Electrician 2	2	0	0	0	0	-2	0	0
Electronics Technician 1	2	0	0	0	0	-2	0	0
Equipment Operator 4	2	0	0	0	0	-2	0	0
Manager Intelligent Transportation Systems	1	0	0	0	0	-1	0	0
Signal Tech Apprentice	1	0	0	0	0	-1	0	0
Smart Cities Director	1	0	0	0	0	-1	0	0
Traffic Engineering Technician	1	0	0	0	0	-1	0	0
Traffic Operations Analyst	1	0	0	0	0	-1	0	0
Traffic Signal Designer Specialist	2	0	0	0	0	-2	0	0
Traffic Signal Systems Engineer	1	0	0	0	0	-1	0	0
Transportation Project Manager	1	0	0	0	0	-1	0	0
	19	0	0	0	0	-19	0	0
Traffic Operations								
Administrative Support Specialist	2	0	0	0	0	-2	0	0
Construction Inspector 2	1	0	0	0	0	-1	0	0
Crew Supervisor 2	1	0	0	0	0	-1	0	0
Crew Worker 1	7	0	0	0	0	-7	0	0
Crew Worker 2	3	0	0	0	0	-3	0	0
Crew Worker 3	1	0	0	0	0	-1	0	0
Director Transportation Operations	1	0	0	0	0	-1	0	0
Equipment Mechanic 3	1	0	0	0	0	-1	0	0
Equipment Operator 4	3	0	0	0	0	-3	0	0
General Supervisor	1	0	0	0	0	-1	0	0
Public Space Coordinator	1	0	0	0	0	-1	0	0
Senior Engineer	1	0	0	0	0	-1	0	0
Traffic Engineering Tech	2	0	0	0	0	-2	0	0
Transportation Inspector 1	1	0	0	0	0	-1	0	0
Transportation Operations Manager	1	0	0	0	0	-1	0	0
	27	0	0	0	0	-27	0	0
All Authorized Budget Positions	2,878	2,915	2,920	2,892	-28	14	2,901	2,901

City of Chattanooga
Detail Position List for Fiscal Year 2021-2026

Position Name	Change					Projected		
	FY 2021	FY 2022	FY 2023	FY 2024	PY to CY	FY 21 thru FY 2024	FY 2025	FY 2026
Total General Fund	2,030	2,039	2,049	2,039	-10	9	2,048	2,048
Total Special Revenue Funds	379	366	345	330	-15	-49	330	330
Total Enterprise Funds	378	384	406	406	0	28	406	406
Total Internal Service Funds	66	67	63	61	-2	-5	61	61
Total Golf Course and DRC	25	59	57	56	-1	31	56	56
Departmental Totals								
General Government & Agencies	117	123	126	120	-6	3	120	120
Department of Finance & Administration	72	69	68	68	0	-4	68	68
Department of Police	615	590	593	601	8	-14	601	601
Department of Fire	468	468	455	464	9	-4	473	473
Department of Public Works (All Funds)	744	762	773	790	17	46	790	790
Department of Human Resources	34	34	34	32	-2	-2	32	32
Executive Department of the Mayor	14	48	52	64	12	50	64	64
Department of Community Development	0	159	173	157	-16	157	157	157
Department of Parks & Outdoors	0	259	274	275	1	275	275	275
Department of Early Learning	319	347	310	243	-67	-76	243	243
Department of City Planning	0	10	9	8	-1	8	8	8
Department of Equity & Community Engagement	0	6	9	12	3	12	12	12
Department of Economic Development	0	15	20	31	11	31	31	31
Department of Innovation Delivery & Performance	0	25	24	27	3	27	27	27
Department of Economic & Community Development	111	0	0	0	0	-111	0	0
Youth and Family Development	318	0	0	0	0	-318	0	0
Transportation	66	0	0	0	0	-66	0	0
Total All Departments	2,878	2,915	2,920	2,892	-28	14	2,901	2,901



Glossary

Accrual Basis - A basis of accounting in which transactions are recognized at the time they are incurred, as opposed to when cash is received or spent.

ACFR - Annual Comprehensive Financial Report

Activity - Departmental efforts or organizational unit for performing a specific function which contribute to the achievement of a specific set of program objectives.

Ad Valorem Taxes - Commonly referred to as property taxes, are levied on both real and personal property according to the property's valuation and the tax rate.

Allot - To divide an appropriation into amounts which may be encumbered or expended during an allotment period.

Annualize - Taking changes that occurred mid-year and calculating their cost for a full year, for the purpose of preparing an annual budget.

Annual Budget - An estimate of expenditures for specific purposes during the fiscal year (July 1 - June 30) and the proposed means (estimated revenues) for financing those activities.

Appropriation - A legal authorization to incur obligations and to make expenditures for specific purposes.

ARC - Annual Required Contribution; the amount an employer must contribute annually to a defined benefit pension fund, based on an actuarial formula, to fund current and future retirement benefits and liabilities.

ARP - American Rescue Plan Act of 2021 is a COVID-19 relief package passed by Congress to mitigate the effects of the pandemic. The Federal government is providing \$1.9 trillion in funding to be dispersed to areas impacted by COVID-19.

Assessed Valuation - The valuation set upon real estate and certain personal property by the Assessor as a basis for levying property taxes. Property Values for Chattanooga are established by Hamilton County.

Assessment Ratio - The ratio at which the tax rate is applied to the tax base.

Asset - Resources owned or held by a government which have monetary value.

ATE - Automated Traffic Enforcement.

Attrition - A method of achieving a reduction in personnel by not refilling the positions vacated through resignation, reassignment, transfer, retirement, or means other than layoffs.

Audit - Financial Audits are designed to provide independent assurance of the fair presentation of financial information.

Authorized Positions - Employee positions, which are authorized in the adopted budget, to be filled during the year.

Available (Undesignated) Fund Balance - This refers to the funds remaining from the prior year which are available for appropriation and expenditure in the current year.

Balanced Budget - Management of the financial plan with the objective of ensuring that expenditures do not exceed revenues.

Base Budget - Cost of continuing the existing levels of service in the current budget year.

Bond - A long-term I.O.U. of promise to pay. It is a promise to repay a specified amount of money (the face amount of the bond) on a particular date (the maturity date). Bonds are primarily used to finance capital projects. The most common types of bonds are general obligation, revenue bonds, and special improvement district bonds.

Bond Rating Agencies - Companies that assess the creditworthiness of both debt securities and their issuers. In the United States, the three primary bond rating agencies are Standard and Poor's, Moody's and Fitch. The City of

B - C

Chattanooga has a AAA rating with Standard and Poor's and AA+ with Fitch.

Bond Refinancing - The payoff and re-issuance of bonds, to obtain better interest rates and/or bond conditions.

Budget - A plan of financial activity for a specified period of time (fiscal year or biennium) indicating all planned revenues and expenses for the budget period. The most common types of budgets are Line-Item Budget, Operating Budget, Performance Budget/Budgeting for Outcomes, Program Budget, and the Capital Improvements Program Budget (definitions of each are included in glossary).

Budget Calendar - The schedule of key dates which a government follows in the preparation and adoption of the budget.

Budgetary Basis - This refers to the basis of accounting used to estimate financing sources and uses in the budget. This generally takes one of three forms: GAAP, cash, or modified accrual.

Budgetary Control - The control or management of a government in accordance with the approved budget for the purpose of keeping expenditures within the limitations of available appropriations and resources.

Budgeting for Outcomes - A system driven by goals and performance, to provide information that compares budgeting, planning and outputs/results.

CABR - Comprehensive Annual Budget Report

CACFP - Child and Adult Care Food Program

CARES - Coronavirus Aid, Relief, and Economic Security Act of 2020, provides economic assistance to areas affected by the Coronavirus pandemic. This act provides direct and timely access of funds to industries, businesses, families, and workers.

CBD - Central Business District

CCHDO - Chattanooga Community Housing Development Organization

CDBG - Community Development Block Group

CDRC - Chattanooga Downtown Redevelopment Corporation

CNE - Chattanooga Neighborhood Enterprise

COBRA - Consolidated Omnibus Budget Reconciliation Act

Capital Assets - Assets of significant value and having a useful life of several years. Capital assets are also called fixed assets.

Capital Budget - The appropriation of bonds or operating revenue for improvements to facilities, and other infrastructure.

Capital expenditures - Funds used to acquire, upgrade, and maintain physical assets such as property, plants, buildings, technology, or equipment. Capital expenditures are often used to undertake new projects.

Capital Improvements - Expenditures related to the acquisition, expansion or rehabilitation of an element of the government's physical plant; sometimes referred to as infrastructure.

Capital Improvements Program (CIP) - A plan for capital outlay to be incurred each year over a fixed number of years to meet capital needs arising from the government's long-term needs.

Capital Leases - The liability associated with a capital lease is treated in essentially the same way as other types of long-term debt. Both the principal and interest portions of lease payments are recognized as expenditures in the period when they are due. In addition, GAAP directs that governmental funds report an expenditure equal to the net present value of the minimum lease payments at the inception of the capital lease, to reflect the commitment of financial resources associated with acquiring a leased-financed capital asset.

C - C

Capital Outlay - Fixed assets which have a value of more than \$5,000 and have a useful economic lifetime of more than one year; or, assets of any value if the nature of the item is such that it must be controlled for custody purposes as a fixed asset.

Capital Project - Major construction, acquisition, or renovation activities which add value to a government's physical assets or significantly increase their useful life. Also called capital improvements.

Capital Project Funds - Capital Project Funds are used to account for the financial resources to be used for the acquisition or construction of major capital facilities (other than those financed by Proprietary Funds and Trust Funds).

Capital Reserve - An account used to segregate a portion of the government's equity to be used for future capital program expenditures. The amount of capital reserve is roughly equal to the government's annual equipment depreciation and an amount identified as being needed for future capital acquisition.

Cash Basis - A basis of accounting in which transactions are recognized only when cash is increased or decreased.

Chattanooga IMPROVES - A framework that drives meaningful change and strategic plan accountability in City Government where the executive team and department administrators meet regularly to ensure progress towards accomplishing the ONE CHATTANOOGA vision.

Child Abuse - Program offered by the Police Department. The Child Abuse Unit investigates child sexual abuse, child physical abuse and child neglect and any other cases that the supervision deems appropriate for the unit.

Collective Bargaining Agreement - A legal contract between the employer and a verified representative of a recognized bargaining unit for specific terms and conditions of employment (e.g., hours, working conditions, salary, fringe benefits, and matters affecting health and safety of employees).

Commodities - Expendable items that are consumable or have a short life span. Examples include office supplies, gasoline, minor equipment, and asphalt.

Component Unit - A traditionally separate reporting entity for which the City may be financially accountable and, as such, should be included within the City's financial statements. The City (the primary government) is financially accountable if it appoints a voting majority of the organization's governing board and (1) it is able to impose its will on the organization or (2) there is a potential for the organization to provide specific financial benefit or to impose specific financial burden on the City.

Constant or Real Dollars - The presentation of dollar amounts adjusted for inflation to reflect the purchasing power of money as compared to a certain point in time in the past.

Consumer Price Index (CPI) - A statistical description of price levels provided by the U. S. Department of Labor. The index is used as a measure of the increase in the cost of living (i.e., economic inflation).

Contingency - A budgetary reserve set aside for emergencies or unforeseen expenditures not otherwise budgeted.

Contractual Services - Services rendered to a government by private firms, individuals, or other governmental agencies. Examples include utilities, rent, maintenance agreements, and professional consulting services.

Cost-of-Living Adjustment (COLA) - An increase in salaries to offset the adverse effect of inflation on compensation.

CSO - Combined Sewer Overflow

CSR - Customer service request associated with 311 call center

C - E

CSBG - Community Services Block Grant

Debt - A liability that arises from a contractual obligation to pay cash (or other assets used in lieu of payment of cash) payments to settle an amount that is fixed at the date the contractual obligation is established. Governments have liabilities to third parties long-term in nature, and have a defined repayment schedule.

Debt Ratio - Ratios which provide measure of assessing debt load and ability to repay debt which play a part in the determination of credit ratings. They also are used to evaluate the City's debt position over time and against its own standards and policies. The five major debt ratios used by the City are Gross Debt per Capita, Debt per Personal Income, Debt to Full Value, Debt to Assessed Value, and Debt Services to Governmental Expenditures.

Debt Service - The cost of paying principal and interest on borrowed money according to a predetermined payment schedule. The major types of debt include Direct Obligation Debt; Self Supporting Debt; Outstanding Tax Supported Debt.

Debt Service Fund - Debt Service Funds are set up to receive dedicated revenues used to make principal and interest payments on the City debt. They are used to account for the accumulation of resources, for, and the payment of, general obligation and special assessment debt principal, interest and relation cost, except the debt service accounted for in the Special Revenue Funds, and Enterprise Funds.

Dedicated Tax - A tax levied to support a specific government program or purpose.

Deficit - The excess of an entity's liabilities over its assets or the excess of expenditures or expenses over revenues during a single accounting period.

Department - The basic organizational unit of government which is functionally unique in its delivery of services. The City of Chattanooga has thirteen departments: General Government; Executive Department; Finance & Administration; Police; Fire; Public Works; Human Resources; Community Development; Early Learning; City Planning; Equity & Community Engagement; Economic Development; Innovation Delivery & Performance.

Depreciation - Expiration in the service life of capital assets attributable to wear and tear, deterioration, action of the physical elements, inadequacy or obsolescence.

Development Related Fees - Those fees and charges generated by building, development and growth in a community. Included are building and street permits, development review fees, and zoning, platting and subdivision fees.

Direct Debt - The sum of the total bonded debt and any unfunded debt of the City for which the City has pledged its "full faith and credit". It does not include the debt of overlapping jurisdictions.

Disbursement - The expenditure of monies from an account.

Distinguished Budget Presentation Awards Program - A voluntary awards program administered by the Government Finance Officers Association to encourage governments to prepare effective budget documents.

Division - A group of homogeneous activities within a department, i.e. Treasury, City Court, Finance, Capital, and Performance Management make up the Finance & Administration Department.

Employee Benefits (or Fringes) - Contributions made by a government to meet commitments or obligations for employee fringe benefits. Included are the government's share of costs for Social Security and the various pension, medical, and life insurance plans.

E2I2 - Environmental and Economic Infrastructure Improvements Project.

Encumbrance - The commitment of appropriated funds to purchase an item or service. To encumber funds means to set aside or commit funds for a specified future expenditure.

Entitlements - Payments to which local governmental units are entitled, pursuant to an allocation formula determined

E - G

by the agency providing the monies, usually the state or the federal government.

Enterprise Funds - Enterprise Funds are used to account for operations including debt service (a) that are financed and operated in a manner similar to private businesses where the intent of the government body is that the cost (expenses, including depreciation) of providing goods or services to the general public on a continuing basis is financed or recovered primarily through user charges; or (b) where the governing body has determined that periodic determination of revenues earned, expenses incurred, and/or net income is appropriate for capital maintenance, public policy, management control accountability, or other purposes. Our Enterprise funds include the Electric Power Board Fund, Wastewater Fund, Solid Waste Fund, Stormwater Fund, and Tennessee Valley Regional Communications (TVRCS).

EPA - Environmental Protective Agency

EPB - Electric Power Board

ERU - Equivalent Residential Units

ESIP - Employee Savings Investment Plan

Expenditure - The payment of cash on the transfer of property or services for the purpose of acquiring an asset, services or settling a loss.

Expenses - Charges incurred (whether paid immediately or unpaid) for operations, maintenance, interest or other charges.

Fiduciary Fund - A category of funds used to report assets held in a trust agreement or equivalent arrangement that has certain characteristics or in a custodial capacity for the benefit of others and which therefore cannot be used to support the government's own programs. The fiduciary fund category includes pension (and other employee benefit) trust funds, investment trust funds, private-purpose trust funds, and custodial funds.

Fiscal Policy - A government's policies with respect to revenues, spending, and debt management as these relate to government services, programs and capital investment. Fiscal policy provides an agreed-upon set of principles for the planning and programming of government budgets and their funding.

Fiscal Year - A twelve-month period designated as the operating year for accounting and budgeting purposes in an organization. The City of Chattanooga's fiscal year is July 1 to June 30.

Fixed Assets - Assets of long-term character that are intended to continue to be held or used, such as land, buildings, machinery, furniture, and other equipment.

Full Faith and Credit - A pledge of a government's taxing power to repay debt obligations.

Full-time Equivalent (FTE) - A part-time position converted to the decimal equivalent of a full-time position based on 2,080 hours per year. For example, a part-time typist working for 20 hours per week would be the equivalent to .5 of a full-time position.

Function - A group of related activities aimed at accomplishing a major service or regulatory program for which a government is responsible. The City of Chattanooga's functions are public safety, public works, general government, culture & recreation, general services, finance & administration.

Fund - A fiscal entity with revenues and expenses which are segregated for the purpose of carrying out a specific purpose or activity. Fund Structure consist of Governmental Funds (General, Special, Debt, and Capital); Proprietary Funds; Fiduciary Funds.

Fund Balance - The excess of the assets of a fund over its liabilities, reserves, and carryover.

GARE - Government Alliance on Race and Equity, a national network of government working to achieve racial equity and advance opportunities for all.

G - L

Generally Accepted Accounting Principles (GAAP) - Uniform minimum standard for financial accounting and recording, encompassing the conventions, rules, and procedures that define accepted accounting principles.

General Obligation Bonds (GO) - This type of bond is backed by the full faith, credit and taxing power of the government.

Goal - A statement of broad direction, purpose or intent based on the needs of the community. A goal is general and timeless.

Governmental Fund - Funds generally used to account for tax-supported activities. There are five different types of governmental funds: the general fund, special revenue funds, debt service funds, capital project funds, and permanent funds.

Grants - A contribution by a government or other organization to support a particular function. Grants may be classified as either operational or capital, depending upon the grantee.

Hourly - An employee who fills a temporary or short-term position. Such employees provide contingency staffing for government operations during peak workloads, or to address temporary staffing need. Hourly employees are paid on a per hour basis, and receive limited benefits.

HUD - US Department of Housing and Urban Development

IMPROVE Act - Improving Manufacturing, Public Roads and Opportunities for a Vibrant Economy Act

Indirect Cost - A cost necessary for the functioning of the organization as a whole, but which cannot be directly assigned to one service.

Infrastructure - The physical assets of a government (e.g., streets, water, sewer, public buildings and parks).

Interfund Transfers - The movement of monies between funds of the same governmental entity.

Intergovernmental Revenue - Funds received from federal, state and other local government sources in the form of grants, shared revenues, and payments in lieu of taxes.

Internal Control - A plan of organization under which employees' duties are so arranged and records and procedures so designed as to make it possible to exercise effective accounting control over assets, liabilities, revenues, and expenditures. Under such a system, the work of employees is subdivided so that no single employee performs a complete cycle of operations.

Internal Service Charges - The charges to user departments for internal services provided by another government agency, such as data processing, municipal service station and garage or insurance funded from a central pool.

I.O.D. - Injury-on-duty

ISS - Interceptor Sewer Service now known as Wastewater

ISO - International Organization for Standardization Certification

Lapsing Appropriation - An appropriation made for a certain period of time, generally for the budget year. At the end of the specified period, any unexpected or unencumbered balance lapses or ends, unless otherwise provided by law.

LEAN - Management techniques for managing your organization's processes in concepts of waste elimination and value-added processes to suppliers, partners, and customers

Levy - To impose taxes for the support of government activities.

L - O

LIHEAP - Low Income Home Energy Assistance Program

Long-term Debt - Debt with a maturity of more than one year after the date of issuance.

MBWWTP - Moccasin Bend Wastewater Treatment Plant, also called MBEC (Moccasin Bend Environmental Campus)

Materials and Supplies - Expendable materials and operating supplies necessary to conduct departmental operations.

Modified Accrual - Revenue is recognized in the accounting period when it becomes “susceptible” to accrual, that is, when it becomes measurable and available to finance expenditures of the fiscal period. Expenditures are recognized in the accounting period in which the fund liability is incurred, if measurable, except for unmatured interest on general long-term debt and certain similar accrued obligations which should be recognized when due.

MPO - Metropolitan Planning Organization

MTAS - Municipal Technical Advisory Service

MWOBE - Minority and Women-Owned Business Enterprise Program. The program is provided through the Office of Multicultural Affairs (OMA) in conjunction with Purchasing and is designed to identify minority-owned, service-disabled veteran-owned, woman-owned, and LGBTQ-owned businesses. The program seeks to assist these businesses in becoming active suppliers with the City of Chattanooga, mitigating the effects of social disadvantage and economic disadvantage.

Net Budget - The legally adopted budget less all interfund transfers and interdepartmental charges.

Nominal Dollars - The presentation of dollar amounts not adjusted for inflation. Adjusting for inflation would be done to reflect the real purchasing power of money today.

NPDES - National Pollutant Discharge Elimination System

Object of Expenditure - An expenditure classification, referring to the lowest and most detailed level of classification, such as electricity, office supplies, asphalt, and furniture.

Objective - Something to be accomplished in specific, well-defined, and measurable terms and that is achievable within a specific time frame.

Obligations - Amounts which a government may be legally required to meet out of its resources. They include not only actual liabilities, but also encumbrances not yet paid.

OMA - Office of Multicultural Affairs

OPEB - Other Post-Employment Benefits that an employee will begin to receive at the start of retirement (i.e. life insurance premiums, healthcare premiums and deferred-compensation arrangements).

Operating Expenses Supplies - The cost for personnel, materials and equipment required for a department to function.

Operating Revenues - Funds that the government receives as income to pay for ongoing operations. It includes such items as taxes, fees from specific services, interest earnings, and grant revenues. Operating revenues are used to pay for day-to-day services.

Output Indicator - A unit of work accomplished, without reference to the resources required to do the work (e.g., number of permits issued, number of refuse collections made, or number of burglary arrests made). Output indicators do not reflect the effectiveness or efficiency of the work performed.

P - R

PAFR - Popular Annual Financial Report

Pay-as-you-go Basis - A term used to describe a financial policy by which capital outlays are financed from current revenues rather than through borrowing.

Performance Budget - A budget wherein expenditures are based primarily upon measurable performance of activities and work programs.

Performance Indicators - Specific quantitative and qualitative measures of work performed as an objective of specific departments or programs.

Performance Measure - Data collected to determine how effective or efficient a program is in achieving its goals and objectives. There are four types of performance measures: input, output, outcome, and efficiency.

Input measures address the amount of resources used in providing a particular service (ex. dollars, employee-hours, etc.).

Output measures describe the activities undertaken in providing a service of carrying out a program (ex. # of emergency calls or the # of cases heard).

Outcome measures are used to evaluate the quality and effectiveness of public programs and services (ex. # of crimes committed per capita or \$ of property lost due to fire).

Efficiency measures relate inputs, or resources used, to units of output or outcome, and provide evidence of trends in productivity (employee hours per crime solved).

Personal Services - Expenditures for salaries, wages, and fringe benefits of a government's employees.

PILOT - Payment in lieu of taxes

Priority Based Budgeting (PBB) - Priority Based Budgeting allocates resources according to how well a program or service achieves the goals and objectives that the community values most.

Prior-Year Encumbrances - Obligations from previous fiscal years in the form of purchase orders, contracts or salary commitments which are chargeable to an appropriation, and for which a part of the appropriation is reserved. They cease to be encumbrances when the obligations are paid or otherwise terminated.

Program - A group of related activities performed by one or more organizational units for the purpose of accomplishing a function for which the government is responsible.

Program Budget - A budget which allocates money to the functions or activities of a government rather than to specific items of cost or to specific departments.

Program Performance Budget - A method of budgeting whereby the services provided to the residents are broken down in identifiable service programs or performance units. A unit can be a department, a division, or a workgroup. Each program has an identifiable service or output and objectives to effectively provide the service. The effectiveness and efficiency of providing the service by the program is measured by performance indicators.

Program Revenue (Income) - Revenues earned by a program, including fees for services, licenses and permits, fees, and fines.

Proprietary Fund - Funds that focus on the determination of operating income, changes in net position (or cost recovery), financial position, and cash flows. There are two types of proprietary funds: enterprise funds and internal service funds.

Purpose - A broad statement of the goals, in terms of meeting public service needs, that a department is organized to meet.

Reserve - An account used either to set aside budgeted revenues that are not required for expenditure in the current budget year or to earmark revenues for a specific future purpose.

R - T

Resolution - A special or temporary order of a legislative body; an order of a legislative body requiring less legal formality than an ordinance or statute.

Resources - Total amounts available for appropriation including estimated revenues, fund transfers, and beginning balances.

Revenue - Sources of income financing the operations of government.

Revenue Bond - This type of bond is backed only by the revenues from the specific enterprise or project, such as a hospital or toll road.

RFID - Radio-Frequency IDentification. The RFID device serves the same purpose as a bar code or a magnetic strip on the back of a credit card or ATM card.

RTIC - Real Time Intelligence Center.

SAFER - Staffing for Adequate Fire and Emergency Response.

Service Level - Services or products which comprise actual or expected output of a given program. Focus is on results, not measures of workload.

SLA - Service Level Agreement is an agreed upon internal timeframe to complete objective/task

Source of Revenue - Revenues are classified according to their source or point of origin.

SBITA - Subscription-Based Information Technology Arrangement

Special Revenue Fund - These funds are used to account for revenues from specific taxes or other earmarked revenue sources which by law are designated to finance particular functions or activities of government

STVR - Short Term Vacation Rental

Supplemental Appropriation - An additional appropriation made by the governing body after the budget year or biennium has started.

Supplemental Requests - Programs and services which departments would like to have added (in priority order) over their target budget, or if revenue received is greater than anticipated.

TAP - Tuition Assistance Program.

Target Budget - Desirable expenditure levels provided to departments in developing the coming year's recommended budget. Based on the prior year's adopted budget, excluding one-time expenditures, projected revenues, and reserve requirements.

Tax Levy - The resultant product when the tax rate per one hundred dollars is multiplied by the tax base.

Taxes - Compulsory charges levied by a government for the purpose of financing services performed for the common benefit of the people. This term does not include specific charges made against particular persons or property for current or permanent benefit, such as special assessments.

TOSHA - Tennessee Occupational Safety and Health Administration

Transfers In/Out - Amounts transferred from one fund to another to assist in financing the services for the recipient fund.

TVRCS - Tennessee Valley Regional Communications System

U - W

Unassigned Fund Balance - The portion of a fund's balance that is not restricted for a specific purpose and is available for general appropriation.

Unencumbered Balance - The amount of an appropriation that is neither expended nor encumbered. It is essentially the amount of money still available for future purposes.

User Charges - A fee for direct receipt of a public service by the party who benefits from the service.

VAAP - Enterprise South formerly Volunteer Army Ammunition Plant

Variable Cost - A cost that increases/decreases with increases/decreases in the amount of service provided such as the payment of a salary.

Water Quality - Stormwater system which includes water bodies & green infrastructure. Now known as Stormwater

WIFIA Loans - The "Water Infrastructure Finance and Innovation Act" (WIFIA) invests in nation's water infrastructure by providing long-term, low-cost supplemental loans for regionally and nationally significant projects.