



City of Chattanooga



Capital Improvement Plan FY 2018 - 2022

ORDINANCE NO. 13214

AN ORDINANCE APPROPRIATING, AUTHORIZING OR
 ALLOCATING FUNDS TO THE CAPITAL IMPROVEMENTS
 BUDGET FOR THE FISCAL YEAR 2017-2018.

BE IT ORDAINED BY THE CITY COUNCIL OF THE CITY OF CHATTANOOGA,
 TENNESSEE:

SECTION 1. That there be and is hereby appropriated, authorized, or allocated the hereinafter set funds from the sources specified for the public purposes indicated of the Capital Improvements Plan for the Fiscal Year Ending June 30, 2018:

GENERAL GOVERNMENTAL FUNDS

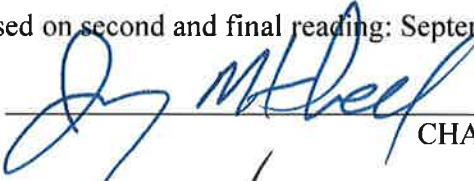

| | | | | |
|------|---|----|----------------------|----------------------|
| FROM | General Obligation Bonds | \$ | 6,450,000 | |
| | General Fund (1100) | | 4,957,569 | |
| | General Fund Reserves | | 9,981,000 | |
| | Fleet Management Fund (6504) | | 6,000,000 | |
| | Hotel Motel Tax Fund (2070) | | 4,700,000 | |
| | Economic Development Fund (1111) | | 1,140,000 | |
| | State Street Aid (2050) | | 975,148 | |
| | State of Tennessee (Transportation Improvement Program) | | 7,662,531 | |
| | Transportation Alternative Program (TAP) | | 773,493 | |
| | Federal (CMAQ) | | 1,978,013 | |
| | Federal Forfeiture Fund (9252) | | 250,000 | |
| | Community Development Block Grant | | 187,940 | |
| | Donations - Benwood Foundation | | 1,500,000 | |
| | Donations - Community Foundation | | 15,000 | |
| | Donations - Lyndhurst Foundation | | 500,000 | |
| | Hamilton County | | 153,500 | |
| TO | General Government & Supported Agencies | \$ | 3,727,112 | |
| | Department of Police | | 1,555,408 | |
| | Department of Fire | | 1,705,700 | |
| | Department of Public Works | | 19,705,094 | |
| | Department of Economic & Community Development | | 4,990,000 | |
| | Department of Transportation | | 13,315,880 | |
| | Department of Youth & Family | | 2,225,000 | |
| | | | <u>\$ 47,224,194</u> | <u>\$ 47,224,194</u> |

PROPRIETARY CAPITAL FUNDS

| | | | |
|-------|---|----------------|----------------|
| FROM: | State Revolving Loan Fund (ISS) | 36,500,000 | |
| | Interceptor Sewer System Operations (Fund 6010) | 14,800,000 | |
| | Interceptor Sewer System Reserves (Fund 6010) | 16,100,000 | |
| | Solid Waste Fund Operations (6020) | 1,266,912 | |
| | Solid Waste Fund Reserves (6020) | 483,088 | |
| | Water Quality Fund Operations (Fund 6030) | 2,343,000 | |
| | Water Quality Fund Reserves (Fund 6030) | 4,000,000 | |
| | General Obligation Bonds (Water Quality) | 4,269,000 | |
| | Donation –Lyndhurst Foundation | 100,000 | |
| TO: | Interceptor Sewer Fund | | 67,400,000 |
| | Solid Waste Fund | | 1,750,000 |
| | Water Quality Fund | | 10,712,000 |
| | TOTAL PROPRIETARY FUNDS | \$ 79,862,000 | \$ 79,862,000 |
| | TOTAL CAPITAL BUDGET | \$ 127,086,194 | \$ 127,086,194 |

SECTION 2. BE IT FURTHER ORDAINED, That this Ordinance shall take effect immediately from and after its passage as provided by law.

Passed on second and final reading: September 12, 2017


 _____ CHAIRPERSON
 APPROVED DISAPPROVED

 _____ MAYOR

DM/SW

Introduction

The FY 2018-2022 Capital Improvement Plan (CIP) shows the City of Chattanooga's five-year plan for physical improvements throughout Chattanooga, as well as internal projects that improve the provision of services to residents. The first year of the CIP is the fiscally-constrained capital budget, whereas the successive years are a roadmap for future action. Funding for capital projects—defined as projects costing more than \$25,000 and with a useful life of greater than one year—is requested annually by departments alongside the BFO process. Capital requests are reviewed and collaboratively prioritized by the 17 members of the CIP Committee, an interdisciplinary team of department administrators and designees. The CIP process encourages strategic thinking about the City's current and future capital needs and priorities, and requires collaboration and focus in order to reach a fiscally sustainable program of projects. The below strategies represent highlights of the next five years.

FY 2018 Highlights – Capital Budget

- Cleanup of Lupton City's former mill site, improving quality of life for Lupton City residents
- Rehabilitation of the Walnut Street Bridge to preserve for future generations
- Funding for the Ed Johnson Memorial, which will add an important historical context to Chattanooga's most recognizable piece of infrastructure
- Funding for a permanent remembrance for the Fallen Five, offering a contemplative space to honor our fallen heroes in proximity to the July 16, 2015 attack
- Unprecedented funding-- \$5,000,000-- for paving and major road/bridge repair
- Building Neighborhood Business Districts program focused on reinforcing economic activity in neighborhood centers
- Funding to complete the South Chickamauga Creek Greenway, a 12-mile greenway corridor linking East Ridge to the Riverwalk through multiple Chattanooga neighborhoods
- Improvements to East Lake Park and expansion of East Lake YFD Center to help create opportunities for learning and engagement in the center of this active neighborhood
- Transportation focus on connectivity and improving system safety and efficiency
- Modernization of internal City systems and equipment to improve employee productivity and safety

FY 2018-2022 Highlights – Roadmap for Future Action

- Continued funding of existing infrastructure, facilities, and equipment vital to service delivery and citizen experience
- Addition of new parks and greenways to continue efforts to connect all of Chattanooga to outdoor opportunities
- Public space enhancements to continue growth of the Innovation District
- Continued funding of CARTA's capital needs
- Annual funding of major renovations or expansions of YFD Centers to continue modernizing these community hubs as places for students and families to learn and grow

Governmental Projects

The below projects are funded through a combination of governmental funds such as City tax revenues, grants, general obligation bonds, and internal service funds. Project descriptions are included for FY 2018 projects, and a list of future year projects are shown at the end of each results area.

Growing Economy

Proposed Fiscal Year 2018 Funding: \$18,787,965 (36.5%)

3rd & 4th Street Corridor

Transformation of the 3rd and 4th Street area into a well-connected grid of 2-way streets with at-grade intersections, from Georgia Avenue to Hampton Street. Project will change Riverfront Parkway from a high-speed highway into an urban boulevard with calmed traffic and pedestrian/bicycle facilities while making land available for economic development.

| Project Name | Proposed FY 2018 | Proposed FY 2019 | Proposed FY 2020 | Proposed FY 2021 | Proposed FY 2022 | CIP Total |
|---------------------------|------------------|------------------|------------------|------------------|------------------|-----------|
| 3rd & 4th Street Corridor | 527,622 | | 7,000,000 | | | 7,527,622 |

CARTA Capital Match

Local match for Chattanooga Area Regional Transportation Authority's (CARTA) ongoing replacements of vehicles and equipment, security improvements, and amenities such as bus shelters. The City's funding allows CARTA to leverage \$1.9 million of state and federal funds so it can continue providing transit service to Chattanooga residents.

| Project Name | Proposed FY 2018 | Proposed FY 2019 | Proposed FY 2020 | Proposed FY 2021 | Proposed FY 2022 | CIP Total |
|---------------------|------------------|------------------|------------------|------------------|------------------|-----------|
| CARTA Capital Match | 352,112 | 487,054 | 633,971 | 542,923 | 224,970 | 2,266,030 |

Central Avenue Extension

Project includes two through lanes for car traffic, planted median, streetscape, complete streets facilities, bridge, intersection improvements, and direct bicycle/pedestrian connection to the Riverwalk. The purpose of the project is provide a connection from Wilcox Blvd to 4th; improve multimodal circulation; improve safety; connect neighborhoods to the Riverfront; alleviate stormwater issues. The project spans 3rd Street to Riverside Drive.

| Project Name | Proposed FY 2018 | Proposed FY 2019 | Proposed FY 2020 | Proposed FY 2021 | Proposed FY 2022 | CIP Total |
|--------------------------|------------------|------------------|------------------|------------------|------------------|-----------|
| Central Avenue Extension | 233,231 | 9,752,000 | | | | 9,985,231 |

Goodwin Road Extension

NEPA and Design funds for the extension of Goodwin Road from Hamilton Place Boulevard to Gunbarrel Road, with ROW acquisition occurring in FY 2020.

| Project Name | Proposed FY 2018 | Proposed FY 2019 | Proposed FY 2020 | Proposed FY 2021 | Proposed FY 2022 | CIP Total |
|------------------------|------------------|------------------|------------------|------------------|------------------|-----------|
| Goodwin Road Extension | 650,000 | | 750,000 | | | 815,000 |

Holmberg Bridge Panel Replacement

Replacement of the 74 remaining glass panels on the Holmberg Pedestrian Bridge with durable stainless steel grate panels tested during FY 2017. This bridge is an important pedestrian link to the Hunter Art Museum and Bluff View area from Downtown, and the project will eliminate the high maintenance cost for panel replacement that have been routinely damaged; 59 panels have been replaced in the last 7 years.

| Project Name | Proposed FY 2018 | Proposed FY 2019 | Proposed FY 2020 | Proposed FY 2021 | Proposed FY 2022 | CIP Total |
|-----------------------------------|------------------|------------------|------------------|------------------|------------------|-----------|
| Holmberg Bridge Panel Replacement | 400,000 | | | | | 400,000 |

Miller Park District

Grants for the construction of the new Miller Park from Benwood Foundation (\$500,000), Lyndhurst Foundation (\$500,000), and the Community Foundation of Greater Chattanooga (\$15,000).

| Project Name | Proposed FY 2018 | Proposed FY 2019 | Proposed FY 2020 | Proposed FY 2021 | Proposed FY 2022 | CIP Total |
|----------------------|------------------|------------------|------------------|------------------|------------------|-----------|
| Miller Park District | 1,015,000 | | | | | 1,015,000 |

One-way to Two-way Conversions

This funding will return many of the remaining one-way downtown streets to two-way operation. Conversion to two-way streets has been proven to have significant economic development benefits, as well as improving wayfinding, traffic circulation, and pedestrian safety. Anticipated conversions are 5th, 6th, 7th, 8th, Walnut, Lindsay, and Houston streets.

| Project Name | Proposed FY 2018 | Proposed FY 2019 | Proposed FY 2020 | Proposed FY 2021 | Proposed FY 2022 | CIP Total |
|--------------------------------|------------------|------------------|------------------|------------------|------------------|-----------|
| One-way to Two-way Conversions | 640,000 | | | | | 640,000 |

Patten Parkway

Grant funds from Benwood Foundation for the renovation of Patten Parkway.

| Project Name | Proposed FY 2018 | Proposed FY 2019 | Proposed FY 2020 | Proposed FY 2021 | Proposed FY 2022 | CIP Total |
|----------------|------------------|------------------|------------------|------------------|------------------|-----------|
| Patten Parkway | 1,000,000 | | | | | 1,000,000 |

Public Art

Capital funds for the acquisition and integration of public artwork into City of Chattanooga projects.

| Project Name | Proposed FY 2018 | Proposed FY 2019 | Proposed FY 2020 | Proposed FY 2021 | Proposed FY 2022 | CIP Total |
|--------------|------------------|------------------|------------------|------------------|------------------|-----------|
| Public Art | 50,000 | 50,000 | 50,000 | 50,000 | 50,000 | 50,000 |

Street Resurfacing & Improvements (Paving)

The city has over 1,100 miles of streets inside the corporate limits. To ensure our roads are well maintained, this budget allocates \$3.9 million from general and federal funds for resurfacing of existing streets. Traditional paving will be combined with other less expensive treatments to improve the ride and prolong the life of the street.

| Project Name | Proposed FY 2018 | Proposed FY 2019 | Proposed FY 2020 | Proposed FY 2021 | Proposed FY 2022 | CIP Total |
|--|------------------|------------------|------------------|------------------|------------------|------------|
| Street Resurfacing & Improvements (Paving) | 3,900,000 | 3,000,000 | 3,800,000 | 3,000,000 | 3,000,000 | 16,700,000 |

Tivoli Foundation Annual Capital Appropriation

City of Chattanooga annual capital appropriation in support of capital improvement initiatives undertaken by the Tivoli Foundation at the Tivoli Theater, Memorial Auditorium and the Robert Kirk Walker Community Theater. This capital appropriation is specified in the Lease and Management Agreement between the City of Chattanooga and the Tivoli Theater Foundation, Inc.

| Project Name | Proposed FY 2018 | Proposed FY 2019 | Proposed FY 2020 | Proposed FY 2021 | Proposed FY 2022 | CIP Total |
|--|------------------|------------------|------------------|------------------|------------------|-----------|
| Tivoli Foundation Annual Capital Appropriation | 250,000 | 250,000 | 500,000 | | | 1,000,000 |

Walnut Street Bridge Rehabilitation

Continuation of the multi-year rehabilitation of the iconic Walnut Street Bridge, addressing priority repair items identified in the 2015 inspection of the bridge, and preserving the bridge for future generations. FY 2018 funds will allow for replacement of the wood decking, performance of below water repairs, and sandblasting and repainting the entire bridge to prevent degradation. Funding includes \$5.6 million in federal Surface Transportation Block Grant funds. FY 2019 work will address additional repair items, as well as replace the bridge lighting system.

| Project Name | Proposed FY 2018 | Proposed FY 2019 | Proposed FY 2020 | Proposed FY 2021 | Proposed FY 2022 | CIP Total |
|-------------------------------------|------------------|------------------|------------------|------------------|------------------|------------|
| Walnut Street Bridge Rehabilitation | 9,900,000 | 3,000,000 | | | | 12,900,000 |

Growing Economy

Proposed Future Year Projects

- ADA Bus Stop Accessibility*
- Bessie Smith Lawn Enhancements
- Brainerd Road Corridor Improvements*
- CB Robinson Bridge*
- Glass Street Corridor Improvements*
- North Chickamauga Creek Greenway*
- Manufacturers/Hamm Gateway*
- Rail Implementation Plan*
- Shallowford Road Improvements*
- Shepherd Road Enhancements

*Project is expected to be funded primarily through state or federal dollars.

Stronger Neighborhoods

Proposed Fiscal Year 2018 Funding: \$11,488,556 (22.3%)

Alton Park Riverwalk Connector

Design phase for future 1.2-mile rail-to-trail project connecting Alton Park and the new Southside Community Park to the Wheland Foundry Riverwalk trailhead via the CSX rail line. Feasibility of a future connection across Chattanooga Creek to Crabtree Farms will be investigated during this phase.

| Project Name | Proposed FY 2018 | Proposed FY 2019 | Proposed FY 2020 | Proposed FY 2021 | Proposed FY 2022 | CIP Total |
|--------------------------------|------------------|------------------|------------------|------------------|------------------|-----------|
| Alton Park Riverwalk Connector | 200,000 | 1,000,000 | | | | 1,200,000 |

Bridge Repair & Replacement

Ongoing funding for citywide repair/replacement of bridges prioritized through TDOT inspection rankings. In FY 2018, funds will be used for engineering of Wilder Street Bridge, connecting East Chattanooga and Amnicola Highway. Additional bridges and/or project phases will be addressed as funds allow.

| Project Name | Proposed FY 2018 | Proposed FY 2019 | Proposed FY 2020 | Proposed FY 2021 | Proposed FY 2022 | CIP Total |
|-----------------------------|------------------|------------------|------------------|------------------|------------------|-----------|
| Bridge Repair & Replacement | 275,000 | 100,000 | 300,000 | 1,000,000 | 1,000,000 | 2,675,000 |

Building Neighborhood Business Districts

New program enabling neighborhoods to apply for funding for small- and medium-scale capital improvements that promote economic activity and reinforce neighborhood centers.

| Project Name | Proposed FY 2018 | Proposed FY 2019 | Proposed FY 2020 | Proposed FY 2021 | Proposed FY 2022 | CIP Total |
|--|------------------|------------------|------------------|------------------|------------------|-----------|
| Building Neighborhood Business Districts | 1,000,000 | 500,000 | 500,000 | 500,000 | 500,000 | 3,000,000 |

CDBG Sidewalks

FY 2018 funding will install and/or renovate sidewalks in low-income census tracts per Community Development Block Grant (CDBG) eligibility. Specific locations will be determined through recommendations of the Pedestrian Action Plan.

| Project Name | Proposed FY 2018 | Proposed FY 2019 | Proposed FY 2020 | Proposed FY 2021 | Proposed FY 2022 | CIP Total |
|----------------|------------------|------------------|------------------|------------------|------------------|-----------|
| CDBG Sidewalks | 300,000 | 300,000 | 300,000 | 300,000 | 300,000 | 1,500,000 |

CMAQ Bike Lanes

This is the second phase of the Congestion Mitigation and Air Quality Improvement Program (CMAQ) protected bike lane project, and will establish protected lanes on 20th St., 23rd St., Chestnut St., Rossville Blvd., Washington St., and Veterans Bridge using 80% federal funds. The protection between the bike lanes and car lanes will consist of flexible bollards affixed in a hatched buffer area. Concrete curb will not be utilized.

| Project Name | Proposed FY 2018 | Proposed FY 2019 | Proposed FY 2020 | Proposed FY 2021 | Proposed FY 2022 | CIP Total |
|-----------------|------------------|------------------|------------------|------------------|------------------|-----------|
| CMAQ Bike Lanes | 1,216,575 | | | | | 1,216,575 |

East Lake Park Improvements

Chattanooga's oldest park, built in 1896, features a pond, playground, multiple pavilions, and walking paths. Park improvements will coincide with the current Water Quality project and are based off need, recommendations from WQ assessment, community input, and funding availability. Proposed improvements could include installing a new playground closer to the elementary school; new lighting; addition of a canoe launch; and conversion of existing tennis courts to a flexible playing field.

| Project Name | Proposed FY 2018 | Proposed FY 2019 | Proposed FY 2020 | Proposed FY 2021 | Proposed FY 2022 | CIP Total |
|-----------------------------|------------------|------------------|------------------|------------------|------------------|-----------|
| East Lake Park Improvements | 500,000 | | | | | 500,000 |

Greenway Farm Conference Center Replacement

Planning and design for replacement of the conference center at Greenway Farm, which has severe structural damage and is recommended to be rebuilt farther from the creek. The current building is used on a weekly basis by rental parties, community groups, and City staff. The new building would be modern, efficient, and designed to support current activities and additional programming.

| Project Name | Proposed FY 2018 | Proposed FY 2019 | Proposed FY 2020 | Proposed FY 2021 | Proposed FY 2022 | CIP Total |
|---|------------------|------------------|------------------|------------------|------------------|-----------|
| Greenway Farm Conference Center Replacement | 50,000 | 500,000 | | | | 550,000 |

Hwy 58 Shared Use Path

Location: Highway 58 - Webb Road to Highway 153

Right-of-way acquisition for the second of three phases to connect the Highway 58 area to the South Chickamauga Creek Greenway, a non-motorized path connected to downtown. This phase will create a bike/ped path running parallel to Highway 58, with construction planned for fiscal year 2020. Once constructed, federal funds will be pursued for phase 3, closing the gap from Highway 153 to the South Chickamauga Creek Greenway.

| Project Name | Proposed FY 2018 | Proposed FY 2019 | Proposed FY 2020 | Proposed FY 2021 | Proposed FY 2022 | CIP Total |
|------------------------|------------------|------------------|------------------|------------------|------------------|-----------|
| Hwy 58 Shared Use Path | 1,187,283 | | 1,968,216 | | | 3,155,499 |

Lincoln Park Open Space

Planning and design to renovate the park that historically served the Lincoln Park neighborhood. Construction funds in FY 2019.

| Project Name | Proposed FY 2018 | Proposed FY 2019 | Proposed FY 2020 | Proposed FY 2021 | Proposed FY 2022 | CIP Total |
|-------------------------|------------------|------------------|------------------|------------------|------------------|-----------|
| Lincoln Park Open Space | 200,000 | 1,800,000 | | | | 2,000,000 |

Lupton City Cleanup

Demolition and remediation of the former Dixie Yarns Mill site to improve quality of life in the Lupton City neighborhood.

| Project Name | Proposed FY 2018 | Proposed FY 2019 | Proposed FY 2020 | Proposed FY 2021 | Proposed FY 2022 | CIP Total |
|---------------------|------------------|------------------|------------------|------------------|------------------|-----------|
| Lupton City Cleanup | 1,500,000 | | | | | 1,500,000 |

Riverwalk Phase 4

Extension of the Riverwalk from Wheland Foundry trailhead into St. Elmo's commercial district. This project will connect residents of St. Elmo and Alton Park to a safe, comfortable walking/biking route to downtown.

| Project Name | Proposed FY 2018 | Proposed FY 2019 | Proposed FY 2020 | Proposed FY 2021 | Proposed FY 2022 | CIP Total |
|-------------------|------------------|------------------|------------------|------------------|------------------|-----------|
| Riverwalk Phase 4 | 1,326,500 | | | | | 1,326,500 |

Roadway Base Failure

Ongoing repair of major base failures throughout the city.

| Project Name | Proposed FY 2018 | Proposed FY 2019 | Proposed FY 2020 | Proposed FY 2021 | Proposed FY 2022 | CIP Total |
|----------------------|------------------|------------------|------------------|------------------|------------------|-----------|
| Roadway Base Failure | 525,000 | 350,000 | 500,000 | 500,000 | 500,000 | 2,375,000 |

Roadway Slope Failure

Slope repair for the following priority roads: Hamill Rd., Youngstown Rd., N. Terrace, and Agawela Dr.

| Project Name | Proposed FY 2018 | Proposed FY 2019 | Proposed FY 2020 | Proposed FY 2021 | Proposed FY 2022 | CIP Total |
|-----------------------|------------------|------------------|------------------|------------------|------------------|-----------|
| Roadway Slope Failure | 300,000 | 350,000 | 200,000 | 200,000 | 200,000 | 1,250,000 |

Sidewalks

Ongoing funding to install new sidewalks according to the Pedestrian Action Plan.

| Project Name | Proposed FY 2018 | Proposed FY 2019 | Proposed FY 2020 | Proposed FY 2021 | Proposed FY 2022 | CIP Total |
|--------------|------------------|------------------|------------------|------------------|------------------|-----------|
| Sidewalks | 1,000,000 | 1,100,000 | 1,210,000 | 1,331,000 | 1,464,000 | 6,105,000 |

South Chick Greenway - Cromwell Connector

Construction of a 1-mile segment to fill a gap in the South Chickamauga Creek Greenway. This section will connect to the Tennessee Valley Railroad Museum and surrounding neighborhoods, including Cromwell Hills. Currently, the City is underway in design for two other greenway sections, on each end of this project section; the Youngstown and Caine Lane sections. This is a project partnership with TPL and CDOT, with the City's contribution equaling roughly 20% of the total cost.

| Project Name | Proposed FY 2018 | Proposed FY 2019 | Proposed FY 2020 | Proposed FY 2021 | Proposed FY 2022 | CIP Total |
|---|------------------|------------------|------------------|------------------|------------------|-----------|
| South Chick Greenway - Cromwell Connector | 500,000 | | | | | 500,000 |

South Chick Greenway - Youngstown Connector

This extension will fill the final gap in the South Chickamauga Creek Greenway. The parking and entry at the new Youngstown Road trailhead will provide an accessible entrance to multimodal transportation and recreation opportunities along the greenway, the full extent of which runs from Camp Jordan to the Tennessee Riverwalk.

| Project Name | Proposed FY 2018 | Proposed FY 2019 | Proposed FY 2020 | Proposed FY 2021 | Proposed FY 2022 | CIP Total |
|---|------------------|------------------|------------------|------------------|------------------|-----------|
| South Chick Greenway - Youngstown Connector | 1,310,000 | | | | | 1,310,000 |

Stronger Neighborhoods

Proposed Future Year Projects

- Citywide Park Development
- Greenway Corridors
- Lynbrook Park Development*
- Sterchi Farm Master Plan Implementation
- Parks ADA Repairs
- Standifer Gap Bridge Replacement*

*Project is expected to be funded primarily through state or federal dollars.

Illustrative List

The below projects were identified as possibilities but would require funds outside of current or expected resources and therefore are not included in the FY 2018-2022 CIP. These projects may be added to a future CIP as funds are secured.

- Wilcox Boulevard – Total Cost \$71,740,000
- Somerville Avenue Extension – Total Cost Unknown

High Performing Government

Proposed Fiscal Year 2018 Funding: \$11,480,700 (22.3%)

Autonomous Vehicles Planning

Initial strategy development for entry of autonomous vehicles into Chattanooga’s transportation system; planning and identification of partnership opportunities.

| Project Name | Proposed FY 2018 | Proposed FY 2019 | Proposed FY 2020 | Proposed FY 2021 | Proposed FY 2022 | CIP Total |
|------------------------------|------------------|------------------|------------------|------------------|------------------|-----------|
| Autonomous Vehicles Planning | 25,000 | | | | | 25,000 |

Building Energy Efficiency Upgrades

Implementation of energy efficiency projects in City-owned buildings to promote sustainability while reducing energy costs to the City.

| Project Name | Proposed FY 2018 | Proposed FY 2019 | Proposed FY 2020 | Proposed FY 2021 | Proposed FY 2022 | CIP Total |
|-------------------------------------|------------------|------------------|------------------|------------------|------------------|-----------|
| Building Energy Efficiency Upgrades | 600,000 | 500,000 | 300,000 | | | 1,400,000 |

CDOT Fleet

Capital to replace specialized trucks for Traffic Operations and add into the Fleet Lease Program. FY 2018 funds will be used to replace a truck currently out of commission.

| Project Name | Proposed FY 2018 | Proposed FY 2019 | Proposed FY 2020 | Proposed FY 2021 | Proposed FY 2022 | CIP Total |
|--------------|------------------|------------------|------------------|------------------|------------------|-----------|
| CDOT Fleet | 115,000 | 329,643 | | | | 444,643 |

City Facilities Assessment

Public Works will have an assessment performed on City-owned buildings to determine priorities for City Buildings & YFD Centers Major Maintenance funds.

| Project Name | Proposed FY 2018 | Proposed FY 2019 | Proposed FY 2020 | Proposed FY 2021 | Proposed FY 2022 | CIP Total |
|----------------------------|------------------|------------------|------------------|------------------|------------------|-----------|
| City Facilities Assessment | 200,000 | | | | | 200,000 |

City Network Rebuild

Continuation of a multi-year effort to modernize City network infrastructure. As part of the initiative, wireless connectivity will be added in City buildings. For 2018, the focus will be on the City Hall campus which includes City Hall, City Hall Annex and the DRC.

| Project Name | Proposed FY 2018 | Proposed FY 2019 | Proposed FY 2020 | Proposed FY 2021 | Proposed FY 2022 | CIP Total |
|----------------------|------------------|------------------|------------------|------------------|------------------|-----------|
| City Network Rebuild | 50,000 | 1,000,000 | 1,000,000 | 1,000,000 | 1,000,000 | 4,050,000 |

Data Center Relocation

Project will virtualize City servers and move to a cloud provider. Once complete, the physical data center can be vacated and returned to the tax rolls. This project was previously funded, but a portion of funds were reallocated for an emergency purchase. FY 2018 funds will allow project completion.

| Project Name | Proposed FY 2018 | Proposed FY 2019 | Proposed FY 2020 | Proposed FY 2021 | Proposed FY 2022 | CIP Total |
|------------------------|------------------|------------------|------------------|------------------|------------------|-----------|
| Data Center Relocation | 450,000 | | | | | 450,000 |

Fire Capital Maintenance & Repair Projects

The Chattanooga Fire Department stands prepared to respond around the clock, and fire station maintenance is vital to ensuring a healthy and operable place for firefighters to work and live. This funding will address three major maintenance projects for fire stations 10 and 1, and priority repairs to the Fire Training Drill Tower.

| Project Name | Proposed FY 2018 | Proposed FY 2019 | Proposed FY 2020 | Proposed FY 2021 | Proposed FY 2022 | CIP Total |
|--|------------------|------------------|------------------|------------------|------------------|-----------|
| Fire Capital Maintenance & Repair Projects | 180,700 | 80,000 | 80,000 | 80,000 | 80,000 | 500,700 |

Fleet Leasing Program Capital

Annual appropriation of the internal Fleet capital reserve funds for systematic replacement of Fleet lease vehicles that have completed their lease term.

| Project Name | Proposed FY 2018 | Proposed FY 2019 | Proposed FY 2020 | Proposed FY 2021 | Proposed FY 2022 | CIP Total |
|-------------------------------|------------------|------------------|------------------|------------------|------------------|------------|
| Fleet Leasing Program Capital | 6,000,000 | 5,000,000 | 5,000,000 | 5,000,000 | 5,000,000 | 26,000,000 |

HR Benefit Enrollment Platform Replacement

Modernization of HR’s benefits enrollment platform, freeing significant staff time, while providing an efficient experience for the 2400 benefit-eligible active employees, as well as the nearly 1400 retirees and dependents enrolled in the benefits system.

| Project Name | Proposed FY 2018 | Proposed FY 2019 | Proposed FY 2020 | Proposed FY 2021 | Proposed FY 2022 | CIP Total |
|--|------------------|------------------|------------------|------------------|------------------|-----------|
| HR Benefit Enrollment Platform Replacement | 150,000 | | | | | 150,000 |

HR Occupational Safety & Health Mgmt System

Purchase of a software product to assist with regulatory compliance related to OSHA reporting of job-related injury and illness. This system will result in a more productive staff, compliance efficiency, and collaborative long term goal setting opportunities for all departments. This software will allow HR to report, document, and analyze occupational health and safety data consistently. This software will ensure City best practices leading the City towards a higher performing government.

| Project Name | Proposed FY 2018 | Proposed FY 2019 | Proposed FY 2020 | Proposed FY 2021 | Proposed FY 2022 | CIP Total |
|---|------------------|------------------|------------------|------------------|------------------|-----------|
| HR Occupational Safety & Health Mgmt System | 25,000 | | | | | 25,000 |

Litter Receptacle Replacement

Replacement and addition of litter receptacles downtown and in parks throughout the city.

| Project Name | Proposed FY 2018 | Proposed FY 2019 | Proposed FY 2020 | Proposed FY 2021 | Proposed FY 2022 | CIP Total |
|-------------------------------|------------------|------------------|------------------|------------------|------------------|-----------|
| Litter Receptacle Replacement | 100,000 | 50,000 | 50,000 | | | 200,000 |

Public Works Vehicle/Equipment Replacement Plan

Replacement of vehicles and/or equipment to ensure efficient operations. FY 2018 funds will be used to purchase a mechanical street sweeper and a recycle truck.

| Project Name | Proposed FY 2018 | Proposed FY 2019 | Proposed FY 2020 | Proposed FY 2021 | Proposed FY 2022 | CIP Total |
|---|------------------|------------------|------------------|------------------|------------------|-----------|
| Public Works Vehicle/Equipment Replacement Plan | 560,000 | 750,000 | 700,000 | 800,000 | 840,000 | 3,650,000 |

Traffic Congestion Reduction Cameras

Installation of 34 closed-circuit television (CCTV) cameras in the downtown area to offer CDOT fuller control in managing traffic flow during peak use and incidents such as crashes on the interstate and special events. Additionally, these cameras provide detection and therefore can automatically react more fully to traffic conditions while providing important data points to the department on roadway use.

| Project Name | Proposed FY 2018 | Proposed FY 2019 | Proposed FY 2020 | Proposed FY 2021 | Proposed FY 2022 | CIP Total |
|--------------------------------------|------------------|------------------|------------------|------------------|------------------|-----------|
| Traffic Congestion Reduction Cameras | 1,875,000 | | | | | 1,875,000 |

Transit Signal Priority

Funded with 80% federal transportation funds, this project offers CARTA bus prioritization through the signalized intersections for Lee Highway, Brainerd Road, Shallowford Road and Gunbarrel Road. The project will also upgrade accessibility for bicyclists and pedestrians along these corridors, by adding features such as pedestrian countdown head, audible push button and bike parking facilities.

| Project Name | Proposed FY 2018 | Proposed FY 2019 | Proposed FY 2020 | Proposed FY 2021 | Proposed FY 2022 | CIP Total |
|-------------------------|------------------|------------------|------------------|------------------|------------------|-----------|
| Transit Signal Priority | 1,250,000 | | | | | 1,250,000 |

High Performing Government

Proposed Future Year Projects

- Finance Software

Smarter Students, Stronger Families

Proposed Fiscal Year 2018 Funding: \$6,095,094 (11.9%)

Avondale YFD Center Site Improvements

Funding for exterior elements of the new Avondale YFD Center.

| Project Name | Proposed FY 2018 | Proposed FY 2019 | Proposed FY 2020 | Proposed FY 2021 | Proposed FY 2022 | CIP Total |
|---------------------------------------|------------------|------------------|------------------|------------------|------------------|-----------|
| Avondale YFD Center Site Improvements | 225,000 | | | | | 225,000 |

Chattanooga Zoo: Africa Expansion

Capital appropriation to Friends of the Zoo, Inc. (FOZ) as it seeks to expand the zoo with an African area, bringing giraffe, lions, and a number of other species to Chattanooga. This expansion will create new jobs at the zoo in several departments, increase the zoo's educational capabilities by expanding classroom learning space in a new pavilion, create new interactive learning opportunities for all ages related to these charismatic animals, and give citizens greater opportunities for recreation in a family setting. In total, the Africa expansion is a \$10 million project. The Chattanooga Zoo is owned by the City, and operated by FOZ.

| Project Name | Proposed FY 2018 | Proposed FY 2019 | Proposed FY 2020 | Proposed FY 2021 | Proposed FY 2022 | CIP Total |
|-----------------------------------|------------------|------------------|------------------|------------------|------------------|-----------|
| Chattanooga Zoo: Africa Expansion | 250,000 | 250,000 | 250,000 | 250,000 | | 1,000,000 |

City Buildings & YFD Centers Major Maintenance

Implementation of priority recommendations of the City Facilities Assessment, primarily major repair or replacement of roof, HVAC and other primary elements to keep City-owned buildings safe, dry, and conditioned. YFD Centers are included in this and are expected to be the largest target of these funds.

| Project Name | Proposed FY 2018 | Proposed FY 2019 | Proposed FY 2020 | Proposed FY 2021 | Proposed FY 2022 | CIP Total |
|--|------------------|------------------|------------------|------------------|------------------|-----------|
| City Buildings & YFD Centers Major Maintenance | 1,595,094 | 1,500,000 | 1,500,000 | 1,500,000 | 1,500,000 | 7,595,094 |

East Lake YFD Center Expansion

Design, demolition and construction of East Lake YFD Center's community building, which will be built to connect to the existing gym. This project will modernize East Lake YFD, and bring more opportunities to engage the neighborhood and community partners by offering space for events, programs, and learning. A planning process with YFD users and the community will held to prioritize programmatic elements.

| Project Name | Proposed FY 2018 | Proposed FY 2019 | Proposed FY 2020 | Proposed FY 2021 | Proposed FY 2022 | CIP Total |
|--------------------------------|------------------|------------------|------------------|------------------|------------------|-----------|
| East Lake YFD Center Expansion | 1,800,000 | | | | | 1,800,000 |

Ed Johnson Memorial

City contribution toward the Ed Johnson Memorial & Reconciliation Committee's project memorializing the 24-year-old black man lynched from the Walnut Street Bridge in 1906 for a crime he did not commit. This permanent memorial is planned for installment at the south end of the Walnut Street Bridge and will be coordinated with the Walnut Street Bridge Rehabilitation project.

| Project Name | Proposed FY 2018 | Proposed FY 2019 | Proposed FY 2020 | Proposed FY 2021 | Proposed FY 2022 | CIP Total |
|---------------------|------------------|------------------|------------------|------------------|------------------|-----------|
| Ed Johnson Memorial | 100,000 | | | | | 100,000 |

Erlanger Children's Hospital

City contribution toward the construction of the new Erlanger Children's Hospital, in honor of the victims of the Woodmore Bus Tragedy.

| Project Name | Proposed FY 2018 | Proposed FY 2019 | Proposed FY 2020 | Proposed FY 2021 | Proposed FY 2022 | CIP Total |
|------------------------------|------------------|------------------|------------------|------------------|------------------|-----------|
| Erlanger Children's Hospital | 250,000 | 250,000 | 250,000 | 250,000 | | 1,000,000 |

Fallen Five Memorial

The Fallen Five Memorial will be a site of permanent remembrance for our fallen heroes of the July 16, 2015 attack, while acknowledging the tremendous acts of kindness, support and strength that occurred following the tragedy. The memorial design will be selected through a selection process of Public Art Chattanooga and installed on Hamilton County property in the Tennessee Riverpark.

| Project Name | Proposed FY 2018 | Proposed FY 2019 | Proposed FY 2020 | Proposed FY 2021 | Proposed FY 2022 | CIP Total |
|----------------------|------------------|------------------|------------------|------------------|------------------|-----------|
| Fallen Five Memorial | 250,000 | | | | | 250,000 |

Library Electrical Upgrade

Replacement of the electrical service panels, transformers and switchgear servicing the main branch.

| Project Name | Proposed FY 2018 | Proposed FY 2019 | Proposed FY 2020 | Proposed FY 2021 | Proposed FY 2022 | CIP Total |
|----------------------------|------------------|------------------|------------------|------------------|------------------|-----------|
| Library Electrical Upgrade | 200,000 | 200,000 | | | | 400,000 |

Library Main Branch HVAC

Replacement of the HVAC system servicing the main branch.

| Project Name | Proposed FY 2018 | Proposed FY 2019 | Proposed FY 2020 | Proposed FY 2021 | Proposed FY 2022 | CIP Total |
|--------------------------|------------------|------------------|------------------|------------------|------------------|-----------|
| Library Main Branch HVAC | 900,000 | | | | | 900,000 |

Parks, Playgrounds, Fields Maintenance

Ongoing funding for replacement and major maintenance items for the Parks Maintenance division of Public Works.

| Project Name | Proposed FY 2018 | Proposed FY 2019 | Proposed FY 2020 | Proposed FY 2021 | Proposed FY 2022 | CIP Total |
|--|------------------|------------------|------------------|------------------|------------------|-----------|
| Parks, Playgrounds, Fields Maintenance | 300,000 | 150,000 | 100,000 | 100,000 | 75,000 | 725,000 |

Skate Park Planning

Chattanooga's only skate park is regularly used and loved by the skateboarding community, however current structures are worn and aging. The adjacent dog park and skate rink are also showing larger signs of wear. The Open Spaces division will initiate a planning study to engage skate park patrons, dog park users, skaters, and the community to evaluate the existing skate park, dog park, and rink needs and opportunities for these facilities. A cost budget estimation and concept plan for future funding will be developed, as well as an exploration of funding and maintenance partnerships.

| Project Name | Proposed FY 2018 | Proposed FY 2019 | Proposed FY 2020 | Proposed FY 2021 | Proposed FY 2022 | CIP Total |
|---------------------|------------------|------------------|------------------|------------------|------------------|-----------|
| Skate Park Planning | 25,000 | | | | | 25,000 |

YFD Renovation/Expansion

Ongoing funding for renovation and/or expansion of YFD Centers across the city. FY 2018 funds will be available for engineering for FY 2019 construction.

| Project Name | Proposed FY 2018 | Proposed FY 2019 | Proposed FY 2020 | Proposed FY 2021 | Proposed FY 2022 | CIP Total |
|---------------------------------|------------------|------------------|------------------|------------------|------------------|-----------|
| YFD Center Renovation/Expansion | 200,000 | 2,000,000 | 2,000,000 | 2,000,000 | 2,000,000 | 8,200,000 |

Smarter Students, Stronger Families

Proposed Future Year Projects

- Library Main Branch Roof

Safer Streets

Proposed Fiscal Year 2018 Funding: \$3,580,391 (7.0%)

Apparatus Replacement Plan

Ongoing replacement of fire trucks per the Fire Department's Apparatus Replacement Plan. The plan is updated annually to reflect updated vehicle maintenance costs that may shift purchase priorities.

| Project Name | Proposed FY 2018 | Proposed FY 2019 | Proposed FY 2020 | Proposed FY 2021 | Proposed FY 2022 | CIP Total |
|----------------------------|------------------|------------------|------------------|------------------|------------------|-----------|
| Apparatus Replacement Plan | 1,200,000 | 1,200,000 | 1,200,000 | 1,200,000 | 1,200,000 | 6,000,000 |

Citywide Security Cameras

A council and Mayoral initiative that coincides with the Police RTIC and IT Security measures. This funding will be used to move to a new centralized video Management System, replace outdated cameras, and purchase cameras for new locations and installation.

| Project Name | Proposed FY 2018 | Proposed FY 2019 | Proposed FY 2020 | Proposed FY 2021 | Proposed FY 2022 | CIP Total |
|---------------------------|------------------|------------------|------------------|------------------|------------------|-----------|
| Citywide Security Cameras | 500,000 | 125,000 | 125,000 | 125,000 | 125,000 | 1,000,000 |

Conductive Electronic Weapons (CEWs)

This project seeks to fund the replacement of a prior generation of Conductive Electronic Weapons (CEW) that are being phased out by the manufacturer who no longer supports firmware or software upgrades and will not be making any improvements to the platform or accessories. CEWs are critical to provide officers a less-lethal alternative for the police's de-escalation response capacity.

| Project Name | Proposed FY 2018 | Proposed FY 2019 | Proposed FY 2020 | Proposed FY 2021 | Proposed FY 2022 | CIP Total |
|--------------------------------------|------------------|------------------|------------------|------------------|------------------|-----------|
| Conductive Electronic Weapons (CEWs) | 173,204 | 173,187 | 173,187 | 173,187 | 173,187 | 865,952 |

Crime Scene Facility at PSC

The Police Annex houses multiple units including Narcotics, Street Crimes, Auto Theft, Polygraph, Vice, Property & Evidence and other Special Investigation. The renovations will allow us to update and remain compliant with OSHA and other building codes while improving evidence-gathering efficiency.

| Project Name | Proposed | Proposed | Proposed | Proposed | Proposed | CIP Total |
|--------------|----------|----------|----------|----------|----------|-----------|
|--------------|----------|----------|----------|----------|----------|-----------|

| | FY 2018 | FY 2019 | FY 2020 | FY 2021 | FY 2022 | |
|-----------------------------|---------|---------|---------|---------|---------|---------|
| Crime Scene Facility at PSC | 480,000 | 120,000 | | | | 600,000 |

Fire Records Management System Upgrade

Implementation of an upgrade to the current records management system that can better meet the needs of a mobile workforce and current applications while improving reporting capability.

| Project Name | Proposed FY 2018 | Proposed FY 2019 | Proposed FY 2020 | Proposed FY 2021 | Proposed FY 2022 | CIP Total |
|--|------------------|------------------|------------------|------------------|------------------|-----------|
| Fire Records Management System Upgrade | 325,000 | | | | | 325,000 |

In-Car Cameras

A multi-year project to fully outfit all patrol cars with functioning digital mobile audio and video recording systems. Such equipment is industry standard and recognized best practice in law enforcement.

| Project Name | Proposed FY 2018 | Proposed FY 2019 | Proposed FY 2020 | Proposed FY 2021 | Proposed FY 2022 | CIP Total |
|----------------|------------------|------------------|------------------|------------------|------------------|-----------|
| In-Car Cameras | 371,604 | 300,000 | 300,000 | 300,000 | 300,000 | 1,571,604 |

In-Car Laptops

Ongoing replacement of laptop computers used by officers in the field.

| Project Name | Proposed FY 2018 | Proposed FY 2019 | Proposed FY 2020 | Proposed FY 2021 | Proposed FY 2022 | CIP Total |
|----------------|------------------|------------------|------------------|------------------|------------------|-----------|
| In-Car Laptops | 300,000 | 300,000 | 300,000 | | | 900,000 |

Police Precinct Safety Improvements

Construction of a secure main entry to the 11th Street precinct in order to allow community access.

| Project Name | Proposed FY 2018 | Proposed FY 2019 | Proposed FY 2020 | Proposed FY 2021 | Proposed FY 2022 | CIP Total |
|-------------------------------------|------------------|------------------|------------------|------------------|------------------|-----------|
| Police Precinct Safety Improvements | 38,000 | | | | | 38,000 |

Real Time Intelligence Center

Funding to continue build-out of the Real Time Intelligence Center (RTIC). RTIC is a centralized intelligence, technology, analysis, and investigative center housed within the Police Service Center. Its purpose is to give field officers and detectives instant, or "real time" information to help identify patterns, stop emerging crime, and capture offenders. RTIC data sources enable gathering information from a variety of environments including cameras, social media, and a data warehouse in which tens of thousands of records are made available to detectives and other officers within minutes, instead of days or weeks. RTIC also provides the ability to analyze, investigate, and disseminate this information to users in the field.

| Project Name | Proposed FY 2018 | Proposed FY 2019 | Proposed FY 2020 | Proposed FY 2021 | Proposed FY 2022 | CIP Total |
|-------------------------------|------------------|------------------|------------------|------------------|------------------|-----------|
| Real Time Intelligence Center | 192,600 | 213,225 | 156,725 | 83,600 | 83,600 | 729,750 |

Safer Streets

Proposed Future Year Projects

- Police Property & Evidence Management System

Enterprise Fund Projects

Enterprise projects are funded through user fees rather than general fund revenues. FY 2018 projects include 18 **Interceptor Sewer System** projects throughout Chattanooga and at the Moccasin Bend Wastewater Treatment Plant (MBWWTP); 8 **Water Quality** projects; and 1 **Solid Waste** project.

Interceptor Sewer System

Proposed Fiscal Year 2018 Funding: \$67,400,000

Consent Decree Projects

Friars Branch Interceptor Improvements - Phase 1

Rehabilitation of sanitary sewer pipe and manholes located in the Friars Branch Sewer Basin. This project will improve the reliability and structural integrity of the existing pipe and will remove unwanted inflow and infiltration from the system. Trenchless technology methods are being analyzed to reduce construction and permitting costs.

| Project Name | Proposed FY 2018 | Proposed FY 2019 | Proposed FY 2020 | Proposed FY 2021 | Proposed FY 2022 | CIP Total |
|--|------------------|------------------|------------------|------------------|------------------|-----------|
| Friars Branch Interceptor Improvements Phase 1 | 5,000,000 | | | | | 5,000,000 |

South Chickamauga Creek 4 Rehabilitation

Rehabilitation of sanitary sewer pipe and manholes located in the South Chickamauga Creek Sewer Basin. This project will improve the reliability and structural integrity of the existing pipe and will remove unwanted inflow and infiltration from the system. Trenchless technology methods are being analyzed to reduce construction and permitting costs.

| Project Name | Proposed FY 2018 | Proposed FY 2019 | Proposed FY 2020 | Proposed FY 2021 | Proposed FY 2022 | CIP Total |
|--|------------------|------------------|------------------|------------------|------------------|------------|
| South Chickamauga Creek 4 Rehabilitation | 11,000,000 | | | | | 11,000,000 |

South Chickamauga Riverport New Pump Station

Maintenance and reliability improvements along the Tennessee River and S. Chickamauga Creek. The project includes constructing a pump station to eliminate portions of gravity sewer located within the floodplain. This project will reduce wet weather flows and go towards meeting future capacity requirements as set forth in the Consent Decree.

| Project Name | Proposed FY 2018 | Proposed FY 2019 | Proposed FY 2020 | Proposed FY 2021 | Proposed FY 2022 | CIP Total |
|---|------------------|------------------|------------------|------------------|------------------|-----------|
| South Chickamauga River Port New Pump Station | 3,500,000 | | | | | 3,500,000 |

Tennessee River 13 Rehabilitation

Rehabilitation of sanitary sewer pipe and manholes located in the Tennessee River Sewer Basin. This project will improve the reliability and structural integrity of the existing pipe and will remove unwanted inflow and infiltration from the system. Trenchless technology methods are being analyzed to reduce construction and permitting costs.

| Project Name | Proposed FY 2018 | Proposed FY 2019 | Proposed FY 2020 | Proposed FY 2021 | Proposed FY 2022 | CIP Total |
|-----------------------------------|------------------|------------------|------------------|------------------|------------------|-----------|
| Tennessee River 13 Rehabilitation | 7,000,000 | | | | | 7,000,000 |

Wet Weather Combined Sewer Storage - Phase 2

This project is a major component of the ISS plan to reduce system overflows and stay within compliance of the EPA mandated Chattanooga Consent Decree Program. This project will construct wet weather storage strategically throughout the system and store peak wet weather flows, prevent sanitary sewer overflows, and meet the future capacity requirements as set forth in the Consent Decree. The project will also increase reliability throughout the combined and sanitary sewer system in the event of power or mechanical failures. This project will provide the City with the system capacity necessary to approve future developments and promote growth throughout the City and surrounding areas.

| Project Name | Proposed FY 2018 | Proposed FY 2019 | Proposed FY 2020 | Proposed FY 2021 | Proposed FY 2022 | CIP Total |
|--|------------------|------------------|------------------|------------------|------------------|------------|
| Wet Weather Combined Sewer Storage - Phase 2 | 10,000,000 | | | | | 10,000,000 |

Other Projects

Central Avenue Interceptor Sewer

Installation of new sewer pipe line for the Central Avenue road extension.

| Project Name | Proposed FY 2018 | Proposed FY 2019 | Proposed FY 2020 | Proposed FY 2021 | Proposed FY 2022 | CIP Total |
|----------------------------------|------------------|------------------|------------------|------------------|------------------|-----------|
| Central Avenue Interceptor Sewer | 750,000 | | 6,000,000 | | | 6,750,000 |

Consent Decree Project Contingency

Contingency for projects required as part of the Consent Decree

| Project Name | Proposed FY 2018 | Proposed FY 2019 | Proposed FY 2020 | Proposed FY 2021 | Proposed FY 2022 | CIP Total |
|------------------------------------|------------------|------------------|------------------|------------------|------------------|-----------|
| Consent Decree Project Contingency | 4,000,000 | | | | | 4,000,000 |

CSO Enhancements Phase 1

This project includes inexpensive changes to the facilities that could be implemented quickly as there is relatively little construction required.

| Project Name | Proposed FY 2018 | Proposed FY 2019 | Proposed FY 2020 | Proposed FY 2021 | Proposed FY 2022 | CIP Total |
|--------------------------|------------------|------------------|------------------|------------------|------------------|-----------|
| CSO Enhancements Phase 1 | 1,000,000 | | | | | 1,000,000 |

MBWWTP EQ Blower Replacement-Phase 2

This project is a major component of the ISS plan to improve reliability, efficiency, and reduce energy usage at the plant. This project includes improvements to the EQ Basins to better utilize energy, provide maintenance efficiencies, and improve plant operations. The project is necessary to maintain plant operations and will improve the reliability of the treatment plant.

| Project Name | Proposed FY 2018 | Proposed FY 2019 | Proposed FY 2020 | Proposed FY 2021 | Proposed FY 2022 | CIP Total |
|--------------------------------------|------------------|------------------|------------------|------------------|------------------|------------|
| MBWWTP EQ Blower Replacement-Phase 2 | 16,100,000 | | | | | 16,100,000 |

MBWWTP Laboratory Equipment

Necessary equipment required to maintain an efficient and effective plant laboratory to ensure compliance with the City's NPDES permit for the MBWWTP.

| Project Name | Proposed FY 2018 | Proposed FY 2019 | Proposed FY 2020 | Proposed FY 2021 | Proposed FY 2022 | CIP Total |
|-----------------------------|------------------|------------------|------------------|------------------|------------------|-----------|
| MBWWTP Laboratory Equipment | 100,000 | | | | | 100,000 |

MBWWTP Renewable Energy Project

Installation of renewable electrical energy sources at the MBWWTP to reduce overall energy consumption. It improves energy usage reliability and provides backup power at the plant.

| Project Name | Proposed FY 2018 | Proposed FY 2019 | Proposed FY 2020 | Proposed FY 2021 | Proposed FY 2022 | CIP Total |
|---------------------------------|------------------|------------------|------------------|------------------|------------------|-----------|
| MBWWTP Renewable Energy Project | 750,000 | | | | | 750,000 |

MBWWTP Solids Process Optimization Implementation - Phase 2 (Thickener Upgrade)

Improvements to the MBWWTP solids handling process to provide reliability and efficiency and to allow the plant to continue to produce land applied materials as a part of the City's National Bio-solids Partnership Certified Program.

| Project Name | Proposed FY 2018 | Proposed FY 2019 | Proposed FY 2020 | Proposed FY 2021 | Proposed FY 2022 | CIP Total |
|---|------------------|------------------|------------------|------------------|------------------|-----------|
| MBWWTP Solids Process Optimization Implementation - Phase 2 (Thickener Upgrade) | 2,000,000 | | | | | 2,000,000 |

MBWWTP Water Use and Reuse Implementation

Improvements to the MBWWTP water systems to reduce overall water use through conservation, substitution of lower-grade water for certain non-potable water process uses, and eliminating leaks.

| Project Name | Proposed FY 2018 | Proposed FY 2019 | Proposed FY 2020 | Proposed FY 2021 | Proposed FY 2022 | CIP Total |
|---|------------------|------------------|------------------|------------------|------------------|-----------|
| MBWWTP Water Use and Reuse Implementation | 1,100,000 | | | | | 1,100,000 |

Patten Parkway CSO Detention

Construction of a below-ground, wet weather storage facility to reduce wet weather flooding and

overflows in the vicinity of Patten Parkway; collaborative effort with the Water Quality program.

| Project Name | Proposed FY 2018 | Proposed FY 2019 | Proposed FY 2020 | Proposed FY 2021 | Proposed FY 2022 | CIP Total |
|------------------------------|------------------|------------------|------------------|------------------|------------------|-----------|
| Patten Parkway CSO Detention | 1,000,000 | | | | | 1,000,000 |

Plant Maintenance Equipment Purchase

Purchase of maintenance equipment for MBWWTP

| Project Name | Proposed FY 2018 | Proposed FY 2019 | Proposed FY 2020 | Proposed FY 2021 | Proposed FY 2022 | CIP Total |
|--------------------------------------|------------------|------------------|------------------|------------------|------------------|-----------|
| Plant Maintenance Equipment Purchase | 100,000 | | | | | 100,000 |

Program Management for Consent Decree Implementation

Annual renewal of the scope and fee of program management services for the implementation of the EPA Consent Decree program and supporting projects.

| Project Name | Proposed FY 2018 | Proposed FY 2019 | Proposed FY 2020 | Proposed FY 2021 | Proposed FY 2022 | CIP Total |
|--|------------------|------------------|------------------|------------------|------------------|-----------|
| Program Management For Consent Decree Implementation | 2,000,000 | 1,500,000 | 1,500,000 | 1,500,000 | 1,500,000 | 8,000,000 |

Pump Station Safety Upgrade

Conversion of "can" pump stations to standard submersible pump stations to improve operational safety and reliability.

| Project Name | Proposed FY 2018 | Proposed FY 2019 | Proposed FY 2020 | Proposed FY 2021 | Proposed FY 2022 | CIP Total |
|-----------------------------|------------------|------------------|------------------|------------------|------------------|-----------|
| Pump Station Safety Upgrade | 1,250,000 | | | | | 1,250,000 |

Selected Pump Station Bar Screens and Rakes Upgrades

Upgrades to the bar screens and rakes mechanical equipment at the 23rd Street, S. Chickamauga, and Citico Pump Stations, which will improve overall system reliability and operation.

| Project Name | Proposed FY 2018 | Proposed FY 2019 | Proposed FY 2020 | Proposed FY 2021 | Proposed FY 2022 | CIP Total |
|--|------------------|------------------|------------------|------------------|------------------|-----------|
| Selected Pump Station Bar Screens and Rakes Upgrades | 750,000 | | | | | 750,000 |

Interceptor Sewer System

Proposed Future Year Projects

- Contingency - MBWWTP Improvements
- Contingency - Plans and Studies
- Focused SSES and Rehab - Phase II
- Friars Branch Interceptor Improvements - Phase 2
- Implementation of Vulnerability Recommendations
- Long Term Control Plan Upgrades
- Lupton City Sewer Rehabilitation
- MBWWTP Building, Office, and Storage Additions
- MBWWTP EQ - UNOX Improvements
- MBWWTP Oxygen Plant Replacement
- MBWWTP Solids Process Optimization Implementation - Phase 4 (Digester Upgrades)
- MBWWTP SSO Reduction/Elimination Study
- MBWWTP Wet Weather Treatment Feasibility Study
- Pump Station Generator 1
- Pump Station Generator 2
- Pump Station Upgrades
- South Chickamauga Creek 3 Rehabilitation
- South Chickamauga Creek Storage
- Tremont Sewer Separation Implementation
- VAAP Pump Station Upgrade
- West Tiftonia Sewer Connector Rehabilitation
- Wet Weather Combined Sewer Storage - Phase 1
- Wet Weather Sewer Storage - Phase 3
- Wet Weather Sewer Storage - Phase 4

Solid Waste

Proposed Fiscal Year 2018 Funding: \$1,750,000

New Solid Waste & Recycling Facility

Relocation of existing facility to centralized spot within a half mile of the transfer station where garbage is disposed. This location is also closer to the Amnicola Highway fuel center. This move will reduce time and fuel costs for disposal trips and increase fleet efficiency.

| Project Name | Proposed FY 2018 | Proposed FY 2019 | Proposed FY 2020 | Proposed FY 2021 | Proposed FY 2022 | CIP Total |
|--------------------------------------|------------------|------------------|------------------|------------------|------------------|-----------|
| New Solid Waste & Recycling Facility | 1,750,000 | | | | | 1,750,000 |

Water Quality

Proposed Fiscal Year 2018 Funding: \$10,712,000

3469 Brainerd Road

Design and construct new storm sewer collection system to alleviate flooding of private property and Tunnel Blvd.

| Project Name | Proposed FY 2018 | Proposed FY 2019 | Proposed FY 2020 | Proposed FY 2021 | Proposed FY 2022 | CIP Total |
|--------------------|------------------|------------------|------------------|------------------|------------------|-----------|
| 3469 Brainerd Road | 812,000 | | | | | 812,000 |

3500 St. Elmo - Big Dig

Project removes the potential of a catastrophic failure of the existing basin drain under a landfill that could otherwise flood north St. Elmo. This is the final funding of this multi-year project.

| Project Name | Proposed FY 2018 | Proposed FY 2019 | Proposed FY 2020 | Proposed FY 2021 | Proposed FY 2022 | CIP Total |
|-----------------------|------------------|------------------|------------------|------------------|------------------|-----------|
| 3500 St. Elmo-Big Dig | 3,100,000 | | | | | 3,100,000 |

Appling Street

Raise roadway & replace undersized culvert causing localized roadway flooding and driving hazard.

| Project Name | Proposed FY 2018 | Proposed FY 2019 | Proposed FY 2020 | Proposed FY 2021 | Proposed FY 2022 | CIP Total |
|--------------|------------------|------------------|------------------|------------------|------------------|-----------|
| Appling St. | 350,000 | | | | | 350,000 |

Central Avenue Ext Separation Project

Design and construct a new storm drainage separation line from 3rd Street at Central Avenue to Citico Creek, thru a new right of way for the Central Avenue Extension.

| Project Name | Proposed FY 2018 | Proposed FY 2019 | Proposed FY 2020 | Proposed FY 2021 | Proposed FY 2022 | CIP Total |
|---------------------------------------|------------------|------------------|------------------|------------------|------------------|-----------|
| Central Avenue Ext Separation Project | 1,700,000 | 1,300,000 | | | | 3,000,000 |

Cummings Hwy and I-24

Addresses failed drainage system on state right of way. TDOT has plans to improve interchange in 2017/2018, and Water Quality will investigate coordination and a possible cost share with the state in order to reduce costs and minimize impact to traffic and businesses.

| Project Name | Proposed FY 2018 | Proposed FY 2019 | Proposed FY 2020 | Proposed FY 2021 | Proposed FY 2022 | CIP Total |
|-----------------------|------------------|------------------|------------------|------------------|------------------|-----------|
| Cummings Hwy and I-24 | 450,000 | | | | | 450,000 |

Davidson Road

Design and construct new stormwater conveyances along Davidson Rd from 7648 Davidson to 8188 Davidson. Provide flood control & water quality benefits.

| Project Name | Proposed FY 2018 | Proposed FY 2019 | Proposed FY 2020 | Proposed FY 2021 | Proposed FY 2022 | CIP Total |
|---------------|------------------|------------------|------------------|------------------|------------------|-----------|
| Davidson Road | 1,000,000 | | 600,000 | | | 1,600,000 |

East Lake WQ Restoration

Physical changes as well as educational components, both with the goal of improving water quality of the pond, which will in turn reduce pollutants discharged downstream to Chattanooga Creek. The pond will be dredged to remove excess sediment, and new plant and fish species will be added to promote a healthy ecosystem. Finally, a boardwalk will be constructed over the pond to offer opportunities for engagement with the water, as well as outdoor learning. Funding includes \$100,000 from the Lyndhurst Foundation. Construction will be done in coordination with the East Lake Park Improvements (FY 2018) project.

| Project Name | Proposed FY 2018 | Proposed FY 2019 | Proposed FY 2020 | Proposed FY 2021 | Proposed FY 2022 | CIP Total |
|--------------------------|------------------|------------------|------------------|------------------|------------------|-----------|
| East Lake WQ Restoration | 300,000 | | | | | 300,000 |

Patten Parkway Detention Facility

Build a 1.2M gallon capacity detention facility under Patten Parkway, prior to construction of surface improvements.

| Project Name | Proposed FY 2018 | Proposed FY 2019 | Proposed FY 2020 | Proposed FY 2021 | Proposed FY 2022 | CIP Total |
|-----------------------------------|------------------|------------------|------------------|------------------|------------------|-----------|
| Patten Parkway Detention Facility | 3,000,000 | | | | | 3,000,000 |

Water Quality

Proposed Future Year Projects

- 11th Street
- Arden Ave Drainage Improvements
- Brainerd & South Howell
- Brainerd Road at Jenkins
- Elder Mountain Road
- Green Infrastructure SOV Bank
- LIDAR Topography Updates
- On-Call Landscape Design
- Riverfront Parkway/MLK CSS Project
- Voluntary home buyout; Regional flood control
- WPA Phase III - N. Market St, Branch/ Renaissance Park WQ Improvements
- WPA System
- WQ Heavy Equipment

AN ORDINANCE APPROPRIATING, AUTHORIZING OR ALLOCATING FUNDS TO THE CAPITAL IMPROVEMENTS BUDGET FOR THE FISCAL YEAR 2017-2018.

BE IT ORDAINED BY THE CITY COUNCIL OF THE CITY OF CHATTANOOGA, TENNESSEE:

SECTION 1. That there be and is hereby appropriated, authorized, or allocated the hereinafter set funds from the sources specified for the public purposes indicated of the Capital Improvements Plan for the Fiscal Year Ending June 30, 2018:

GENERAL GOVERNMENTAL FUNDS

| | | | |
|------|---|----------------------|----------------------|
| FROM | General Obligation Bonds | \$ 6,450,000 | |
| | General Fund (1100) | 4,957,569 | |
| | General Fund Reserves | 9,981,000 | |
| | Fleet Management Fund (6504) | 6,000,000 | |
| | Hotel Motel Tax Fund (2070) | 4,700,000 | |
| | Economic Development Fund (1111) | 1,140,000 | |
| | State Street Aid (2050) | 975,148 | |
| | State of Tennessee (Transportation Improvement Program) | 7,662,531 | |
| | Transportation Alternative Program (TAP) | 773,493 | |
| | Federal (CMAQ) | 1,978,013 | |
| | Federal Forfeiture Fund (9252) | 250,000 | |
| | Community Development Block Grant | 187,940 | |
| | Donations - Benwood Foundation | 1,500,000 | |
| | Donations - Community Foundation | 15,000 | |
| | Donations - Lyndhurst Foundation | 500,000 | |
| | Hamilton County | 153,500 | |
| TO | General Government & Supported Agencies | | \$ 3,727,112 |
| | Department of Police | | 1,555,408 |
| | Department of Fire | | 1,705,700 |
| | Department of Public Works | | 19,705,094 |
| | Department of Economic & Community Development | | 4,990,000 |
| | Department of Transportation | | 13,315,880 |
| | Department of Youth & Family | | 2,225,000 |
| | | <u>\$ 47,224,194</u> | <u>\$ 47,224,194</u> |

PROPRIETARY CAPITAL FUNDS

| | | | |
|-------|---|-----------------------|-----------------------|
| FROM: | State Revolving Loan Fund (ISS) | 36,500,000 | |
| | Interceptor Sewer System Operations (Fund 6010) | 14,800,000 | |
| | Interceptor Sewer System Reserves (Fund 6010) | 16,100,000 | |
| | Solid Waste Fund Operations (6020) | 1,266,912 | |
| | Solid Waste Fund Reserves (6020) | 483,088 | |
| | Water Quality Fund Operations (Fund 6030) | 2,343,000 | |
| | Water Quality Fund Reserves (Fund 6030) | 4,000,000 | |
| | General Obligation Bonds (Water Quality) | 4,269,000 | |
| | Donation –Lyndhurst Foundation | 100,000 | |
| TO: | Interceptor Sewer Fund | | 67,400,000 |
| | Solid Waste Fund | | 1,750,000 |
| | Water Quality Fund | | 10,712,000 |
| | TOTAL PROPRIETARY FUNDS | \$ 79,862,000 | \$ 79,862,000 |
| | TOTAL CAPITAL BUDGET | <u>\$ 127,086,194</u> | <u>\$ 127,086,194</u> |

BE IT FURTHER ORDAINED, That this Ordinance shall take effect immediately from and after its passage as provided by law.

PASSED _____, 2017

CHAIRPERSON

APPROVED _____ DISAPPROVED _____

DATE: _____, 2017

MAYOR

DM/SW



City of Chattanooga

Capital Budget Summary by Department Fiscal Year 2018

| Department | Proposed FY2018 | External Sources | Reserves | Operations | GO Bonds | SRF | Hotel/ Motel | Economic Dev | Other City Sources | Total |
|---|--------------------|-------------------|-------------------|-------------------|-------------------|-------------------|------------------|------------------|--------------------|--------------------|
| Economic & Community Development | 4,990,000 | 1,015,000 | 3,900,000 | 75,000 | - | - | - | - | - | 4,990,000 |
| Fire Department | 1,705,700 | - | 325,000 | 180,700 | 1,200,000 | - | - | - | - | 1,705,700 |
| General Government/CARTA | 3,727,112 | - | 1,100,000 | 1,027,112 | 1,100,000 | - | - | 500,000 | - | 3,727,112 |
| Police Department | 1,555,408 | - | 1,267,408 | 38,000 | - | - | - | - | 250,000 | 1,555,408 |
| Public Works | 19,705,094 | 5,600,000 | 1,610,094 | 445,000 | 1,350,000 | - | 4,700,000 | - | 6,000,000 | 19,705,094 |
| Transportation | 13,315,880 | 6,155,477 | 1,778,498 | 2,766,757 | 1,000,000 | - | - | 640,000 | 975,148 | 13,315,880 |
| Youth & Family Development | 2,225,000 | - | - | 425,000 | 1,800,000 | - | - | - | - | 2,225,000 |
| Total General Fund | 47,224,194 | 12,770,477 | 9,981,000 | 4,957,569 | 6,450,000 | - | 4,700,000 | 1,140,000 | 7,225,148 | 47,224,194 |
| Enterprise Funds: | | | | | | | | | | |
| Interceptor Sewer System | 67,400,000 | - | 16,100,000 | 14,800,000 | - | 36,500,000 | - | - | - | 67,400,000 |
| Solid Waste | 1,750,000 | - | 483,088 | 1,266,912 | - | - | - | - | - | 1,750,000 |
| Water Quality | 10,712,000 | 100,000 | 4,000,000 | 2,343,000 | 4,269,000 | - | - | - | - | 10,712,000 |
| Total Enterprise Funds | 79,862,000 | 100,000 | 20,583,088 | 18,409,912 | 4,269,000 | 36,500,000 | - | - | - | 79,862,000 |
| Total All Funds | 127,086,194 | 12,870,477 | 30,564,088 | 23,367,481 | 10,719,000 | 36,500,000 | 4,700,000 | 1,140,000 | 7,225,148 | 127,086,194 |





| Project Name | Proposed FY2018 | External | Reserves | Operations | GOBonds | SRF | Hotel/Motel | EconDev | Other City |
|--|------------------|------------------|------------------|------------------|------------------|-----|-------------|----------------|------------|
| Economic & Community Development | 4,990,000 | 1,015,000 | 3,900,000 | 75,000 | - | | - | - | - |
| Alton Park Riverwalk Connector | 200,000 | | 200,000 | | | | | | |
| Building Neighborhood Business Districts | 1,000,000 | | 1,000,000 | | | | | | |
| East Lake Park Improvements | 500,000 | | 500,000 | | | | | | |
| Lincoln Park Improvements | 200,000 | | 200,000 | | | | | | |
| Lupton City Cleanup | 1,500,000 | | 1,500,000 | | | | | | |
| Miller Park District | 1,015,000 | 1,015,000 | | | | | | | |
| Public Art | 50,000 | | | 50,000 | | | | | |
| Skate Park Planning | 25,000 | | | 25,000 | | | | | |
| South Chick Greenway - Cromwell Connector | 500,000 | | 500,000 | | | | | | |
| Fire | 1,705,700 | - | 325,000 | 180,700 | 1,200,000 | | - | - | - |
| Apparatus Replacement Plan | 1,200,000 | | | | 1,200,000 | | | | |
| Capital Maintenance and Repair Projects | 180,700 | | | 180,700 | | | | | |
| Fire Records Management System Upgrade | 325,000 | | 325,000 | | | | | | |
| General Government | 3,727,112 | - | 1,100,000 | 1,027,112 | 1,100,000 | - | - | 500,000 | - |
| Agency | | | | | | | | | |
| CARTA Capital Match | 352,112 | | | 352,112 | | | | | |
| Chattanooga Zoo: Africa Expansion | 250,000 | | | - | | | | 250,000 | |
| Erlanger Children's Hospital | 250,000 | | | - | | | | 250,000 | |
| Tivoli Foundation Annual Capital Appropriation | 250,000 | | | 250,000 | | | | - | |
| Information Technology | | | | | | | | | |
| City Network Rebuild | 50,000 | | | 50,000 | | | | | |
| Citywide Security Cameras | 500,000 | | 500,000 | | | | | | |
| Data Center Relocation | 450,000 | | 450,000 | | | | | | |
| Human Resources | | | | | | | | | |
| Occupational Safety and Health Management System | 25,000 | | | 25,000 | | | | | |
| Replacing Existing Benefit Enrollment Platform | 150,000 | | 150,000 | | | | | | |
| Library | | | | | | | | | |
| Electrical Upgrade | 200,000 | | | | 200,000 | | | | |
| Main Branch HVAC | 900,000 | | | | 900,000 | | | | |
| Mayors Office | | | | | | | | | |
| Ed Johnson Memorial | 100,000 | | | 100,000 | | | | | |
| Fallen Five Memorial | 250,000 | | | 250,000 | | | | | |



| Project Name | Proposed FY2018 | External | Reserves | Operations | GOBonds | SRF | Hotel/Motel | EconDev | Other City |
|---|-------------------|------------------|------------------|------------------|------------------|-----|------------------|----------------|------------------|
| Police Department | 1,555,408 | - | 1,267,408 | 38,000 | - | | - | - | 250,000 |
| Conductive Electronic Weapons (CEWs) | 173,204 | | 173,204 | | | | | | |
| Crime Scene Facility at PSC | 480,000 | | 480,000 | | | | | | |
| In-Car Cameras | 371,604 | | 314,204 | | | | | | 57,400 |
| In-Car Laptops | 300,000 | | 300,000 | | | | | | |
| Police Precinct Safety Improvements | 38,000 | | | 38,000 | | | | | |
| Real Time Intelligence Center | 192,600 | | | | | | | | 192,600 |
| Public Works | 19,705,094 | 5,600,000 | 1,610,094 | 445,000 | 1,350,000 | | 4,700,000 | - | 6,000,000 |
| Building Energy Efficiency Upgrades | 600,000 | | | | 600,000 | | | | |
| City Facilities Assessment | 200,000 | | | 200,000 | | | | | |
| City Buildings & YFD Centers Major Maintenance | 1,595,094 | | 750,094 | 95,000 | 750,000 | | | | |
| Citywide Parks, Playgrounds, Fields Maintenance | 300,000 | | 300,000 | | | | | | |
| Fleet Leasing Program Capital | 6,000,000 | | | | | | | | 6,000,000 |
| Greenway Farm Conference Center Replacement | 50,000 | | | 50,000 | | | | | |
| Holmberg Bridge Panel Replacement | 400,000 | | | | | | 400,000 | | |
| Litter Receptacle Replacement | 100,000 | | | 100,000 | | | | | |
| Vehicle / Equipment Replacement Plan | 560,000 | | 560,000 | | | | | | |
| Walnut Street Pedestrian Bridge | 9,900,000 | 5,600,000 | | | - | | 4,300,000 | | |
| Transportation | 13,315,880 | 6,155,477 | 1,778,498 | 2,766,757 | 1,000,000 | - | - | 640,000 | 975,148 |
| Asset Management | | | | | | | | | |
| Bridge Repair & Replacement | 275,000 | 60,000 | | 215,000 | | | | | |
| Roadway Base Failure | 525,000 | | | 151,905 | | | | | 373,095 |
| Roadway Slope Failure | 300,000 | | 150,000 | 150,000 | | | | | |
| Street Resurfacing & Improvements (Paving) | 3,900,000 | 800,000 | | 2,124,852 | | | | | 975,148 |
| Asset Management Subtotal | 5,000,000 | 860,000 | 150,000 | 2,641,757 | - | - | - | - | 1,348,243 |
| 3rd and 4th Street Corridor | 527,622 | 471,360 | 56,262 | | | | | | |
| Autonomous Vehicle Planning | 25,000 | | | 25,000 | | | | | |
| CDBG Sidewalks | 287,940 | 187,940 | | 100,000 | | | | | |
| CDOT Fleet | 115,000 | | 115,000 | | | | | | |
| Central Avenue Extension | 233,231 | 233,231 | | | | | | | |
| CMAQ Bike Lanes | 1,217,884 | 978,013 | 236,760 | | | | | | 3,111 |
| Goodwin Road Extension | 650,000 | 520,000 | | | | | | | 130,000 |
| Hwy 58 Shared Use Path | 1,187,283 | 979,815 | 207,468 | | | | | | |
| One-way to Two-way Conversion | 640,000 | | | | | | | 640,000 | |
| Patten Parkway | 1,000,000 | 1,000,000 | | | | | | | |
| Riverwalk Phase 4 | 1,326,500 | 1,173,000 | 153,500 | | | | | | |
| Sidewalks | 1,000,000 | | | | 1,000,000 | | | | |
| South Chick Greenway - Youngstown Connector | 1,310,000 | 773,493 | 466,508 | | | | | | 69,999 |
| Traffic Congestion Reduction Cameras | 1,875,000 | 1,500,000 | 143,000 | | | | | | 232,000 |
| Transit Signal Priority | 1,250,000 | 1,000,000 | 250,000 | | | | | | |



| Project Name | Proposed FY2018 | External | Reserves | Operations | GOBonds | SRF | Hotel/Motel | EconDev | Other City |
|--|-------------------|-------------|-------------------|-------------------|------------------|-------------------|-------------|---------|------------|
| Reduction for PY Federal Appropriation not received (Paving) | (1,359,000) | (1,359,000) | | | | | | | |
| Reduction for PY Federal Appropriation not received (Shallowwater) | (2,012,375) | (2,012,375) | | | | | | | |
| Traffic Signal Reflectivity (NEW&P20112) | (64,355) | (150,000) | | | | | | | 85,645 |
| HWY 58 Imp Pedestrian & Bike Facilities (K12140) | 99,298 | | | | | | | | 99,298 |
| Reduction for Reappropriation of \$ | (993,148) | | | | | | | | (993,148) |
| YFD | 2,225,000 | - | - | 425,000 | 1,800,000 | | - | - | - |
| Avondale YFD Center Site Improvements | 225,000 | | | 225,000 | | | | | |
| East Lake YFD Center Expansion | 1,800,000 | | | | 1,800,000 | | | | |
| YFD Renovation Planning | 200,000 | | | 200,000 | | | | | |
| Interceptor Sewer | 67,400,000 | - | 16,100,000 | 14,800,000 | - | 36,500,000 | - | - | - |
| SRF-Consent Decree-6012 | | | | | | | | | |
| Friars Branch Interceptor Improvements - Phase 1 | 5,000,000 | | | | | 5,000,000 | | | |
| South Chickamauga Creek 4 Rehabilitation | 11,000,000 | | | | | 11,000,000 | | | |
| South Chickamauga River Port New Pump Station | 3,500,000 | | | | | 3,500,000 | | | |
| Tennessee River 13 Rehabilitation | 7,000,000 | | | | | 7,000,000 | | | |
| Wet Weather Combined Sewer Storage - Phase 2 | 10,000,000 | | | | | 10,000,000 | | | |
| Fund Balance/Operations | | | | | | | | | |
| Central Avenue Interceptor Sewer | 750,000 | | | 750,000 | | | | | |
| CSO Enhancements Phase 1 | 1,000,000 | | | 1,000,000 | | | | | |
| Consent Decree Project Contingency | 4,000,000 | | 4,000,000 | | | | | | |
| MBWWTP EQ Blower Replacement-Phase 2 | 16,100,000 | | 10,100,000 | 6,000,000 | | | | | |
| MBWWTP Laboratory Equipment Purchase | 100,000 | | | 100,000 | | | | | |
| MBWWTP Renewable Energy Project | 750,000 | | | 750,000 | | | | | |
| MBWWTP Water Use and Reuse Implementation | 1,100,000 | | | 1,100,000 | | | | | |
| Patten Parkway CSO Detention | 1,000,000 | | | 1,000,000 | | | | | |
| Plant Maintenance Equipment Purchase | 100,000 | | | 100,000 | | | | | |
| Program Management For Consent Decree Implementation | 2,000,000 | | | 2,000,000 | | | | | |
| Pump Station Safety Upgrade | 1,250,000 | | | 1,250,000 | | | | | |
| Selected Pump Station Bar Screens and Rakes Upgrades | 750,000 | | | 750,000 | | | | | |
| Solids Process Optimization Implementation Ph2 (Thickener Up) | 2,000,000 | | 2,000,000 | | | | | | |



| Project Name | Proposed FY2018 | External | Reserves | Operations | GOBonds | SRF | Hotel/Motel | EconDev | Other City |
|---------------------------------------|--------------------|-------------------|-------------------|-------------------|-------------------|-------------------|------------------|------------------|------------------|
| Solid Waste | 1,750,000 | - | 483,088 | 1,266,912 | - | - | - | - | - |
| New Solid Waste and Recycle Facility | 1,750,000 | | 483,088 | 1,266,912 | | | | | |
| Water Quality | 10,712,000 | 100,000 | 4,000,000 | 2,343,000 | 4,269,000 | - | - | - | - |
| Ent - Water Quality | | | | | | | | | |
| 3469 Brainerd Road | 812,000 | | | 812,000 | | | | | |
| 3500 St. Elmo - Big Dig | 3,100,000 | | | | 3,100,000 | | | | |
| Appling Street | 350,000 | | | 350,000 | | | | | |
| Central Avenue Ext Separation Project | 1,700,000 | | 1,000,000 | 700,000 | | | | | |
| Cummings Hwy and I-24 | 450,000 | | | 450,000 | | | | | |
| Davidson Road | 1,000,000 | | | | 1,000,000 | | | | |
| East Lake WQ Restoration | 300,000 | 100,000 | | 31,000 | 169,000 | | | | |
| Green Infrastructure SOV Bank | - | | | | | | | | |
| Lynnbrook WPA Ditch Improvements | - | | | | | | | | |
| On-Call Landscape Design | - | | | | | | | | |
| Patten Parkway Detention Facility | 3,000,000 | | 3,000,000 | | | | | | |
| WQ Operations Building | - | | | | | | | | |
| Grand Total | 127,086,194 | 12,870,477 | 30,564,088 | 23,367,481 | 10,719,000 | 36,500,000 | 4,700,000 | 1,140,000 | 7,225,148 |
| General | 47,224,194 | 12,770,477 | 9,981,000 | 4,957,569 | 6,450,000 | - | 4,700,000 | 1,140,000 | 7,225,148 |
| Enterprise | 79,862,000 | 100,000 | 20,583,088 | 18,409,912 | 4,269,000 | 36,500,000 | - | - | - |

| Department | Other City Sources | | | | | | | | | | Total Other City Sources |
|--|--------------------------------|-----------------------|---------------------------|-------------------|----------------------|-------------------|-------------------|-------------|-------------------|-------------------------|--------------------------|
| | Recommended Other City Sources | Fleet Mgt Fund (6504) | Federal Forfeiture (9252) | 4022/P20120 Bonds | 4022/P20204 Econ Dev | 4016/K12152 Bonds | 4022/P20124 Bonds | 4016/K12151 | 4022/P20503 Bonds | State Street Aid (2050) | |
| Police | 250,000 | | 250,000 | | | | | | | | 250,000 |
| Public Works | 6,000,000 | 6,000,000 | | | | (503,095) | | (85,645) | 99,298 | | 5,510,558 |
| Development | | | | | | | | | | | 0 |
| Transportation | 975,148 | | | 0 | 0 | 503,095 | 0 | 85,645 | (99,298) | 975,148 | 759,000 |
| Total Govt Funds | 7,225,148 | 6,000,000 | 250,000 | - | - | - | - | - | - | 975,148 | 6,519,558 |
| Total All Funds | 7,225,148 | 6,000,000 | 250,000 | - | - | - | - | - | - | 975,148 | 6,519,558 |
| Development | | | | - | | | | | | | - |
| Miller Park District | | | | | | | | | | | - |
| Police | | | 250,000 | | | | | | | | 250,000 |
| In-Car Cameras | | | 57,400 | | | | | | | | 57,400 |
| Real Time Intelligence Center | | | 192,600 | | | | | | | | 192,600 |
| Public Works | | 6,000,000 | | | | | | | | | 6,000,000 |
| Fleet Leasing Program | | 6,000,000 | | | | | | | | | 6,000,000 |
| Walnut Street Pedestrian Bridge | | | | | | | | | | | - |
| Transportation | | | | | | | | | | 975,148 | 975,148 |
| Installation of 24 CCTV Cameras (P20125) | | | | 232,000 | | | | | | | 232,000 |
| CMAQ Bike Lanes (P20505) | | | | | 3,111 | | | | | | 3,111 |
| Goodwin Road Extension | | | | | | 130,000 | | | | | 130,000 |
| Roadway Base Failure | | | | | | 373,095 | | | | | 373,095 |
| South ChickCreek Greenway - Faith Road | | | | | | | 69,999 | | | | 69,999 |
| Street Improvements (Paving) | | | | | | | | | | 975,148 | 975,148 |
| Traffic Signal Reflectivity (P20112) | | | | | | | | 85,645 | | | 85,645 |
| HWY 58 Imp Pedestrian & Bike Facilities (K12140) | | | | | | | | | 99,298 | | 99,298 |
| Reduction for Reappropriation of \$ | | | | (232,000) | (3,111) | (503,095) | (69,999) | (85,645) | (99,298) | | (993,148) |
| Traffic Signal Reflectivity (NEW) (P20203) | | | | | | | | | | | - |
| Bridge Repair - TIP | | | | | | | | | | | - |
| CDBG Sidewalks | | | | | | | | | | | |
| Hwy 58 Shared Use Path | | | | | | | | | | | |
| Central Avenue | | | | | | | | | | | |
| Patten Parkway | | | | | | | | | | | |
| Riverwalk Phase 4 | | | | | | | | | | | |
| Transit Signal Priority | | | | | | | | | | | |
| Reduction for PY Federal Appropriation not received (Paving) | | | | | | | | | | | |
| Reduction for PY Federal Appropriation not received (Shallowford Road, Airport to Jersey Pike) | | | | | | | | | | | |
| Total Govt Funds | | 6,000,000 | 250,000 | - | - | - | - | - | - | 975,148 | 7,225,148 |
| Total All Funds | | 6,000,000 | 250,000 | - | - | - | - | - | - | 975,148 | 7,225,148 |

| Department | External Funding Sources | | | | | | | | | Total External Sources |
|--|------------------------------|----------------------|------------------|----------------------|----------------------|-----------------|---|-----------------------------------|----------------|------------------------|
| | Recommended External Sources | Lyndhurst Foundation | Benwood | Community Foundation | Federal Grant (CMAQ) | Hamilton County | Transportation Alternative Programs (TAP) | TIP Funding (Federal through MPO) | CDBG | |
| Police | - | | | | | | | | | - |
| Public Works | 5,600,000 | - | - | - | - | - | - | 5,600,000 | - | 5,600,000 |
| Development | 1,015,000 | 500,000 | 500,000 | 15,000 | - | - | - | - | - | 1,015,000 |
| Transportation | 6,155,477 | - | 1,000,000 | - | 1,978,013 | 153,500 | 773,493 | 2,062,531 | 187,940 | 6,155,477 |
| Total Govt Funds | 12,770,477 | 500,000 | 1,500,000 | 15,000 | 1,978,013 | 153,500 | 773,493 | 7,662,531 | 187,940 | 12,770,477 |
| Total All Funds | 12,770,477 | 500,000 | 1,500,000 | 15,000 | 1,978,013 | 153,500 | 773,493 | 7,662,531 | 187,940 | 12,770,477 |
| Development | 1,015,000 | 500,000 | 500,000 | 15,000 | - | - | - | - | - | 1,015,000 |
| Miller Park District | 1,015,000 | 500,000 | 500,000 | 15,000 | - | - | - | - | - | 1,015,000 |
| Police | - | - | - | - | - | - | - | - | - | - |
| In-Car Cameras | - | | | | | | | | | - |
| Real Time Intelligence Center | - | | | | | | | | | - |
| Public Works | 5,600,000 | - | - | - | - | - | - | 5,600,000 | - | 5,600,000 |
| Fleet Leasing Program | - | | | | | | | | | - |
| Walnut Street Pedestrian Bridge | 5,600,000 | | | | | | | 5,600,000 | | 5,600,000 |
| Transportation | 6,155,477 | - | 1,000,000 | - | 1,978,013 | 153,500 | 773,493 | 2,062,531 | 187,940 | 6,155,477 |
| Installation of 24 CCTV Cameras (P20 | 1,500,000 | | | | | | | 1,500,000 | | 1,500,000 |
| CMAQ Bike Lanes (P20505) | 978,013 | | | | 978,013 | | | | | 978,013 |
| Goodwin Road Extension | 520,000 | | | | | | | 520,000 | | 520,000 |
| Roadway Base Failure | - | | | | | | | | | - |
| South ChickCreek Greenway - Faith R | 773,493 | | | | | | 773,493 | | | 773,493 |
| Street Improvements (Paving) | 800,000 | | | | | | | 800,000 | | 800,000 |
| Traffic Signal Reflectivity (P20112) | (446,000) | | | | | | | (446,000) | | (446,000) |
| HWY 58 Imp Pedestrian & Bike Facilit | - | | | | | | | | | - |
| Reduction for Reappropriation of \$ | - | | | | | | | | | - |
| Traffic Signal Reflectivity (NEW) | 296,000 | | | | | | | 296,000 | | 296,000 |
| (P20203) | 471,360 | | | | | | | 471,360 | | 471,360 |
| Bridge Repair - TIP | 60,000 | | | | | | | 60,000 | | 60,000 |
| CDBG Sidewalks | 187,940 | | | | | | | | 187,940 | 187,940 |
| Hwy 58 Shared Use Path | 979,815 | | | | | | | 979,815 | | 979,815 |
| Central Avenue | 233,231 | | | | | | | 233,231 | | 233,231 |
| Patten Parkway | 1,000,000 | | 1,000,000 | | | | | | | 1,000,000 |
| Riverwalk Phase 4 | 1,173,000 | | | | | 153,500 | | 1,019,500 | | 1,173,000 |
| Transit Signal Priority | 1,000,000 | | | | 1,000,000 | | | | | 1,000,000 |
| Reduction for PY Federal Appropriation not received (Paving) | (1,359,000) | | | | | | | (1,359,000) | | (1,359,000) |
| Reduction for PY Federal Appropriation not received (Shallowford Road, Airport to Jersey Pike) | (2,012,375) | | | | | | | (2,012,375) | | (2,012,375) |
| | | | | | | | | | | - |
| | | | | | | | | | | - |
| Total Govt Funds | 12,770,477 | 500,000 | 1,500,000 | 15,000 | 1,978,013 | 153,500 | 773,493 | 7,662,531 | 187,940 | 12,770,477 |
| Total All Funds | 12,770,477 | 500,000 | 1,500,000 | 15,000 | 1,978,013 | 153,500 | 773,493 | 7,662,531 | 187,940 | 12,770,477 |


RESOLUTION NO. _____

A RESOLUTION ADOPTING A FIVE-YEAR CAPITAL IMPROVEMENT PLAN FOR FISCAL YEARS 2018-2022, SUBJECT TO FUTURE REVISION; A COPY OF WHICH IS ATTACHED HERETO AND MADE A PART HEREOF BY REFERENCE.

BE IT RESOLVED BY THE CITY COUNCIL OF THE CITY OF CHATTANOOGA, TENNESSEE, That there be and is hereby adopted a five-year Capital Improvement Plan for Fiscal Years 2018-2022 for the City of Chattanooga, subject to future revisions; a copy of which is attached hereto and made a part hereof by reference.

ADOPTED: _____, 2017





City of Chattanooga

Capital Budget Summary by Department Fiscal Years 2018 - 2022

| Department | Proposed FY2018 | Proposed FY2019 | Proposed FY2020 | Proposed FY2021 | Proposed FY2022 | Total |
|---|--------------------|--------------------|--------------------|--------------------|--------------------|--------------------|
| Economic & Community Development | 4,990,000 | 4,260,000 | 4,227,000 | 3,883,000 | 4,760,000 | 22,120,000 |
| Fire Department | 1,705,700 | 1,280,000 | 1,280,000 | 1,280,000 | 1,280,000 | 6,825,700 |
| General Government/CARTA | 3,727,112 | 3,062,054 | 3,258,971 | 2,167,923 | 1,349,970 | 13,566,030 |
| Police Department | 1,555,408 | 1,226,412 | 929,912 | 556,787 | 556,787 | 4,825,306 |
| Public Works | 19,705,094 | 11,500,000 | 7,700,000 | 7,450,000 | 7,415,000 | 53,770,094 |
| Transportation | 13,315,880 | 19,075,739 | 17,228,216 | 10,543,500 | 7,864,000 | 68,027,335 |
| Youth & Family Development | 2,225,000 | 2,000,000 | 2,000,000 | 2,000,000 | 2,000,000 | 10,225,000 |
| Total General Fund | 47,224,194 | 42,404,205 | 36,624,099 | 27,881,210 | 25,225,757 | 179,359,465 |
| Enterprise Funds: | | | | | | |
| Interceptor Sewer System | 67,400,000 | 48,550,000 | 51,200,000 | 53,200,000 | 48,200,000 | 268,550,000 |
| Solid Waste | 1,750,000 | - | - | - | - | 1,750,000 |
| Water Quality | 10,712,000 | 4,889,000 | 5,655,000 | 1,050,000 | 1,200,000 | 23,506,000 |
| Total Enterprise Funds | 79,862,000 | 53,439,000 | 56,855,000 | 54,250,000 | 49,400,000 | 293,806,000 |
| Total All Funds | 127,086,194 | 95,843,205 | 93,479,099 | 82,131,210 | 74,625,757 | 473,165,465 |





| Project Name | Proposed FY2018 | Proposed FY2019 | Proposed FY2020 | Proposed FY2021 | Proposed FY2022 | Total 5 Year Plan |
|--|------------------|------------------|------------------|------------------|------------------|-------------------|
| Economic & Community Development | 4,990,000 | 4,260,000 | 4,227,000 | 3,883,000 | 4,760,000 | 22,120,000 |
| Alton Park Riverwalk Connector | 200,000 | 1,000,000 | - | - | - | 1,200,000 |
| Bessie Smith Lawn Enhancement | - | - | 72,000 | 528,000 | - | 600,000 |
| Building Neighborhood Business Districts | 1,000,000 | 500,000 | 500,000 | 500,000 | 500,000 | 3,000,000 |
| Citywide Park Development | - | 150,000 | 2,605,000 | 1,805,000 | 3,210,000 | 7,770,000 |
| East Lake Park Improvements | 500,000 | - | - | - | - | 500,000 |
| Greenway Corridors | - | 500,000 | 1,000,000 | 1,000,000 | 600,000 | 3,100,000 |
| Lincoln Park Open Space | 200,000 | 1,800,000 | - | - | - | 2,000,000 |
| Lupton City Cleanup | 1,500,000 | - | - | - | - | 1,500,000 |
| Lynbrook Park Development | - | 200,000 | - | - | - | 200,000 |
| Miller Park District | 1,015,000 | - | - | - | - | 1,015,000 |
| North Chickamauga Creek Greenway | - | - | - | - | 400,000 | 400,000 |
| Public Art | 50,000 | 50,000 | 50,000 | 50,000 | 50,000 | 250,000 |
| Skate Park Planning | 25,000 | - | - | - | - | 25,000 |
| South Chick Greenway - Cromwell Connector | 500,000 | - | - | - | - | 500,000 |
| Sterchi Farm Master Plan Implementation | - | 60,000 | - | - | - | 60,000 |
| Fire | 1,705,700 | 1,280,000 | 1,280,000 | 1,280,000 | 1,280,000 | 6,825,700 |
| Apparatus Replacement Plan | 1,200,000 | 1,200,000 | 1,200,000 | 1,200,000 | 1,200,000 | 6,000,000 |
| Capital Maintenance and Repair Projects | 180,700 | 80,000 | 80,000 | 80,000 | 80,000 | 500,700 |
| Fire Records Management System Upgrade | 325,000 | - | - | - | - | 325,000 |
| General Government | 3,727,112 | 3,062,054 | 3,258,971 | 2,167,923 | 1,349,970 | 13,566,030 |
| Agency | | | | | | |
| CARTA Capital Match | 352,112 | 487,054 | 633,971 | 542,923 | 224,970 | 2,241,030 |
| Chattanooga Zoo: Africa Expansion | 250,000 | 250,000 | 250,000 | 250,000 | - | 1,000,000 |
| Erlanger Children's Hospital | 250,000 | 250,000 | 250,000 | 250,000 | - | 1,000,000 |
| Tivoli Foundation Annual Capital Appropriation | 250,000 | 250,000 | 500,000 | - | - | 1,000,000 |
| Information Technology | | | | | | |
| City Network Rebuild | 50,000 | 1,000,000 | 1,000,000 | 1,000,000 | 1,000,000 | 4,050,000 |
| Citywide Security Cameras | 500,000 | 125,000 | 125,000 | 125,000 | 125,000 | 1,000,000 |
| Data Center Relocation | 450,000 | | | | | 450,000 |
| Finance | | | | | | |



| Project Name | Proposed FY2018 | Proposed FY2019 | Proposed FY2020 | Proposed FY2021 | Proposed FY2022 | Total 5 Year Plan |
|--|-------------------|-------------------|------------------|------------------|------------------|-------------------|
| Finance Software | | 200,000 | 500,000 | - | - | 700,000 |
| Human Resources | | | | | | - |
| Occupational Safety and Health Management System | 25,000 | - | - | - | - | 25,000 |
| Replacing Existing Benefit Enrollment Platform | 150,000 | - | - | - | - | 150,000 |
| Library | | | | | | - |
| Library Electrical Upgrade | 200,000 | 200,000 | - | - | - | 400,000 |
| Library Main Branch HVAC | 900,000 | - | - | - | - | 900,000 |
| Library Main Branch Roof | - | 300,000 | - | - | - | 300,000 |
| Mayors Office | | | | | | - |
| Ed Johnson Memorial | 100,000 | - | - | - | - | 100,000 |
| Fallen Five Memorial | 250,000 | - | - | - | - | 250,000 |
| Police Department | 1,555,408 | 1,226,412 | 929,912 | 556,787 | 556,787 | 4,825,306 |
| Conductive Electronic Weapons (CEWs) | 173,204 | 173,187 | 173,187 | 173,187 | 173,187 | 865,952 |
| Crime Scene Facility at PSC | 480,000 | 120,000 | - | - | - | 600,000 |
| In-Car Cameras | 371,604 | 300,000 | 300,000 | 300,000 | 300,000 | 1,571,604 |
| In-Car Laptops | 300,000 | 300,000 | 300,000 | - | - | 900,000 |
| Police Precinct Safety Improvements | 38,000 | - | - | - | - | 38,000 |
| Police Property & Evidence Management System | - | 120,000 | - | - | - | 120,000 |
| Real Time Intelligence Center | 192,600 | 213,225 | 156,725 | 83,600 | 83,600 | 729,750 |
| Public Works | 19,705,094 | 11,500,000 | 7,700,000 | 7,450,000 | 7,415,000 | 53,770,094 |
| Building Energy Efficiency Upgrades | 600,000 | 500,000 | 300,000 | - | - | 1,400,000 |
| City Buildings & YFD Centers Major Maintenance | 1,595,094 | 1,500,000 | 1,500,000 | 1,500,000 | 1,500,000 | 7,595,094 |
| City Facilities Assessment | 200,000 | - | - | - | - | 200,000 |
| Fleet Leasing Program Capital | 6,000,000 | 5,000,000 | 5,000,000 | 5,000,000 | 5,000,000 | 26,000,000 |
| Greenway Farm Conference Center Replacement | 50,000 | 500,000 | - | - | - | 550,000 |
| Holmberg Bridge Panel Replacement | 400,000 | - | - | - | - | 400,000 |
| Litter Receptacle Replacement | 100,000 | 50,000 | 50,000 | - | - | 200,000 |
| Parks ADA Repairs | - | 50,000 | 50,000 | 50,000 | - | 150,000 |
| Parks, Playgrounds, Fields Maintenance | 300,000 | 150,000 | 100,000 | 100,000 | 75,000 | 725,000 |
| Vehicle / Equipment Replacement Plan | 560,000 | 750,000 | 700,000 | 800,000 | 840,000 | 3,650,000 |
| Walnut Street Bridge Rehabilitation | 9,900,000 | 3,000,000 | - | - | - | 12,900,000 |



| Project Name | Proposed FY2018 | Proposed FY2019 | Proposed FY2020 | Proposed FY2021 | Proposed FY2022 | Total 5 Year Plan |
|---|-------------------|-------------------|-------------------|-------------------|------------------|-------------------|
| Transportation | 13,315,880 | 19,075,739 | 17,228,216 | 10,543,500 | 7,864,000 | 68,027,335 |
| Asset Management | | | | | | |
| Bridge Repair & Replacement | 275,000 | 100,000 | 300,000 | 1,000,000 | 1,000,000 | 2,675,000 |
| Roadway Base Failure | 525,000 | 350,000 | 500,000 | 500,000 | 500,000 | 2,375,000 |
| Roadway Slope Failure | 300,000 | 350,000 | 200,000 | 200,000 | 200,000 | 1,250,000 |
| Standifer Gap Bridge Replacement | - | 1,200,000 | - | - | - | 1,200,000 |
| Street Resurfacing & Improvements (Paving) | 3,900,000 | 3,000,000 | 3,800,000 | 3,000,000 | 3,000,000 | 16,700,000 |
| Asset Management Subtotal | 5,000,000 | 5,000,000 | 4,800,000 | 4,700,000 | 4,700,000 | 24,200,000 |
| 3rd and 4th Street Corridor | 527,622 | - | 7,000,000 | - | - | 7,527,622 |
| ADA Bus Stop Accessibility | - | 75,000 | - | - | - | 75,000 |
| Autonomous Vehicles Planning | 25,000 | - | - | - | - | 25,000 |
| Brainerd Road Corridor Improvements | - | - | 200,000 | 2,000,000 | - | 2,200,000 |
| CB Robinson Bridge | - | - | - | 2,062,500 | - | 2,062,500 |
| CDBG Sidewalks | 287,940 | 300,000 | 300,000 | 300,000 | 300,000 | 1,487,940 |
| CDOT Fleet | 115,000 | 329,643 | - | - | - | 444,643 |
| Central Avenue Extension | 233,231 | 9,752,000 | - | - | - | 9,985,231 |
| CMAQ Bike Lanes | 1,217,884 | - | - | - | - | 1,217,884 |
| Glass Street Corridor Improvements | - | - | - | 150,000 | 1,000,000 | 1,150,000 |
| Goodwin Road Extension | 650,000 | - | 750,000 | - | - | 1,400,000 |
| Hwy 58 Shared Use Path | 1,187,283 | - | 1,968,216 | - | - | 3,155,499 |
| Manufacturers/Hamm Gateway | - | 1,846,096 | - | - | - | 1,846,096 |
| One-way to Two-way Conversion | 640,000 | - | - | - | - | 640,000 |
| Patten Parkway | 1,000,000 | - | - | - | - | 1,000,000 |
| Rail Implementation Plan | - | - | - | - | 400,000 | 400,000 |
| Riverwalk Phase 4 | 1,326,500 | - | - | - | - | 1,326,500 |
| Shallowford Road Improvements | - | - | 1,000,000 | - | - | 1,000,000 |
| Shepherd Road Enhancements | - | 673,000 | - | - | - | 673,000 |
| Sidewalks | 1,000,000 | 1,100,000 | 1,210,000 | 1,331,000 | 1,464,000 | 6,105,000 |
| South Chick Greenway - Youngstown Connector | 1,310,000 | - | - | - | - | 1,310,000 |
| Traffic Congestion Reduction Cameras | 1,875,000 | - | - | - | - | 1,875,000 |
| Transit Signal Priority | 1,250,000 | - | - | - | - | 1,250,000 |



| Project Name | Proposed FY2018 | Proposed FY2019 | Proposed FY2020 | Proposed FY2021 | Proposed FY2022 | Total 5 Year Plan |
|---|-------------------|-------------------|-------------------|-------------------|-------------------|--------------------|
| Reduction for PY Federal Appropriation not received (Paving) | (1,359,000) | - | - | - | - | (1,359,000) |
| Reduction for PY Federal Appropriation not received (Shallowford Road, Traffic Signal Reflectivity (NEW&P20112) | (2,012,375) | - | - | - | - | (2,012,375) |
| HWY 58 Imp Pedestrian & Bike Facilities (K12140) | (64,355) | - | - | - | - | (64,355) |
| Reduction for Reappropriation of \$ | 99,298 | - | - | - | - | 99,298 |
| | (993,148) | - | - | - | - | (993,148) |
| YFD | 2,225,000 | 2,000,000 | 2,000,000 | 2,000,000 | 2,000,000 | 10,225,000 |
| Avondale YFD Center Site Improvements | 225,000 | - | - | - | - | 225,000 |
| East Lake YFD Center Expansion | 1,800,000 | - | - | - | - | 1,800,000 |
| YFD Center Renovation/Expansion | 200,000 | 2,000,000 | 2,000,000 | 2,000,000 | 2,000,000 | 8,200,000 |
| Interceptor Sewer | 67,400,000 | 48,550,000 | 51,200,000 | 53,200,000 | 48,200,000 | 268,550,000 |
| SRF - Maintenance Required-6011 | | | | | | |
| Contingency - MBWWTP Improvements | - | 10,000,000 | 10,000,000 | 20,000,000 | 20,000,000 | 60,000,000 |
| MBWWTP Oxygen Plant Replacement | - | - | - | - | 12,000,000 | 12,000,000 |
| MBWWTP Solids Process Optimization Implementation - Phase 4 (Digest | - | 4,000,000 | 4,000,000 | 3,000,000 | 4,000,000 | 15,000,000 |
| SRF-Consent Decree-6012 | | | | | | |
| Focused SSES and Rehab - Phase II | - | - | - | 8,500,000 | 8,000,000 | 16,500,000 |
| Friars Branch Interceptor Improvements - Phase 1 | 5,000,000 | - | - | - | - | 5,000,000 |
| Friars Branch Interceptor Improvements - Phase 2 | - | - | 10,000,000 | - | - | 10,000,000 |
| South Chickamauga Creek 4 Rehabilitation | 11,000,000 | - | - | - | - | 11,000,000 |
| South Chickamauga Creek Storage | - | - | - | 10,000,000 | - | 10,000,000 |
| South Chickamauga River Port New Pump Station | 3,500,000 | - | - | - | - | 3,500,000 |
| Tennessee River 13 Rehabilitation | 7,000,000 | - | - | - | - | 7,000,000 |
| Tremont Sewer Separation Implementation | - | 5,000,000 | - | - | - | 5,000,000 |
| Wet Weather Combined Sewer Storage - Phase 2 | 10,000,000 | - | - | - | - | 10,000,000 |
| Wet Weather Sewer Storage - Phase 3 | - | 20,000,000 | - | - | - | 20,000,000 |
| Wet Weather Sewer Storage - Phase 4 | - | - | 10,000,000 | - | - | 10,000,000 |
| Fund Balance/Operations | | | | | | |
| Central Avenue Interceptor Sewer | 750,000 | - | 6,000,000 | - | - | 6,750,000 |
| Consent Decree Project Contingency | 4,000,000 | - | - | - | - | 4,000,000 |
| Contingency - Plans and Studies | - | 200,000 | 200,000 | 200,000 | 200,000 | 800,000 |
| CSO Enhancements Phase 1 | 1,000,000 | - | - | - | - | 1,000,000 |



| Project Name | Proposed FY2018 | Proposed FY2019 | Proposed FY2020 | Proposed FY2021 | Proposed FY2022 | Total 5 Year Plan |
|---|-----------------|-----------------|-----------------|-----------------|-----------------|-------------------|
| Implementation of Vulnerability Recommendations | - | 500,000 | 500,000 | 500,000 | 500,000 | 2,000,000 |
| Long Term Control Plan Upgrades | - | - | - | 5,000,000 | - | 5,000,000 |
| Lupton City Sewer Rehabilitation | - | - | 3,000,000 | - | - | 3,000,000 |
| MBWWTP Building, Office, and Storage Additions | - | 2,000,000 | - | - | - | 2,000,000 |
| MBWWTP EQ - UNOX Improvements | - | 2,000,000 | - | - | - | 2,000,000 |
| MBWWTP EQ Blower Replacement-Phase 2 | 16,100,000 | - | - | - | - | 16,100,000 |
| MBWWTP Laboratory Equipment | 100,000 | - | - | - | - | 100,000 |
| MBWWTP Renewable Energy Project | 750,000 | - | - | - | - | 750,000 |
| MBWWTP Solids Process Optimization Implementation - Phase 2 (Thicke | 2,000,000 | - | - | - | - | 2,000,000 |
| MBWWTP SSO Reduction/Elimination Study | - | - | - | 500,000 | - | 500,000 |
| MBWWTP Water Use and Reuse Implementation | 1,100,000 | - | - | - | - | 1,100,000 |
| MBWWTP Wet Weather Treatment Feasibility Study | - | - | - | 500,000 | - | 500,000 |
| Patten Parkway CSO Detention | 1,000,000 | - | - | - | - | 1,000,000 |
| Plant Maintenance Equipment Purchase | 100,000 | - | - | - | - | 100,000 |
| Program Management For Consent Decree Implementation | 2,000,000 | 1,500,000 | 1,500,000 | 1,500,000 | 1,500,000 | 8,000,000 |
| Pump Station Generator 1 | - | - | - | 750,000 | - | 750,000 |
| Pump Station Generator 2 | - | - | - | 750,000 | - | 750,000 |
| Pump Station Safety Upgrade | 1,250,000 | - | - | - | - | 1,250,000 |
| Pump Station Upgrades | - | 2,000,000 | - | 2,000,000 | 2,000,000 | 6,000,000 |
| Selected Pump Station Bar Screens and Rakes Upgrades | 750,000 | - | - | - | - | 750,000 |
| South Chickamauga Creek 3 Rehabilitation | - | - | 6,000,000 | - | - | 6,000,000 |
| VAAP Pump Station Upgrade | - | 1,000,000 | - | - | - | 1,000,000 |
| West Tiftonia Sewer Connector Rehabilitation | - | 350,000 | - | - | - | 350,000 |



| Project Name | Proposed FY2018 | Proposed FY2019 | Proposed FY2020 | Proposed FY2021 | Proposed FY2022 | Total 5 Year Plan |
|--|--------------------|-------------------|-------------------|-------------------|-------------------|--------------------|
| Solid Waste | 1,750,000 | - | - | - | - | 1,750,000 |
| New Solid Waste and Recycle Facility | 1,750,000 | | | | | 1,750,000 |
| Water Quality | 10,712,000 | 4,889,000 | 5,655,000 | 1,050,000 | 1,200,000 | 23,506,000 |
| 11th Street | - | - | 2,000,000 | | | 2,000,000 |
| 3469 Brainerd Road | 812,000 | - | | | | 812,000 |
| 3500 St. Elmo - Big Dig | 3,100,000 | - | - | - | - | 3,100,000 |
| Appling Street | 350,000 | - | - | - | - | 350,000 |
| Arden Ave Drainage Improvements | - | 250,000 | - | - | - | 250,000 |
| Brainerd & South Howell | - | 964,000 | - | - | - | 964,000 |
| Brainerd Road at Jenkins | - | 175,000 | - | - | - | 175,000 |
| Central Avenue Ext Separation Project | 1,700,000 | 1,300,000 | - | - | - | 3,000,000 |
| Cummings Hwy and I-24 | 450,000 | - | - | - | - | 450,000 |
| Davidson Road | 1,000,000 | - | 600,000 | - | - | 1,600,000 |
| East Lake WQ Restoration | 300,000 | - | - | - | - | 300,000 |
| Elder Mountain Road | - | 50,000 | - | - | - | 50,000 |
| Green Infrastructure SOV Bank | - | 250,000 | 250,000 | 250,000 | 250,000 | 1,000,000 |
| LIDAR Topography Updates | - | - | 35,000 | - | - | 35,000 |
| On-Call Landscape Design | - | 100,000 | 100,000 | 100,000 | 100,000 | 400,000 |
| Patten Parkway Detention Facility | 3,000,000 | - | - | - | - | 3,000,000 |
| Riverfront Parkway/MLK CSS Project | - | 250,000 | - | - | - | 250,000 |
| Voluntary Home Buyout/Regional Flood Control | - | 250,000 | 350,000 | 350,000 | 350,000 | 1,300,000 |
| WPA Phase III - N. Market/Renaissance Park WQ Improvements | - | 250,000 | - | - | - | 250,000 |
| WPA System | - | 350,000 | 2,000,000 | - | - | 2,350,000 |
| WQ Heavy Equipment | - | 700,000 | 320,000 | 350,000 | 500,000 | 1,870,000 |
| Grand Total | 127,086,194 | 95,843,205 | 93,479,099 | 82,131,210 | 74,625,757 | 473,165,465 |
| General | 47,224,194 | 42,404,205 | 36,624,099 | 27,881,210 | 25,225,757 | 179,359,465 |
| Enterprise | 79,862,000 | 53,439,000 | 56,855,000 | 54,250,000 | 49,400,000 | 293,806,000 |